


Duct V2

2 Pipes

PRODUCT SHEET



KCT-04 SR

Recommended thermostat

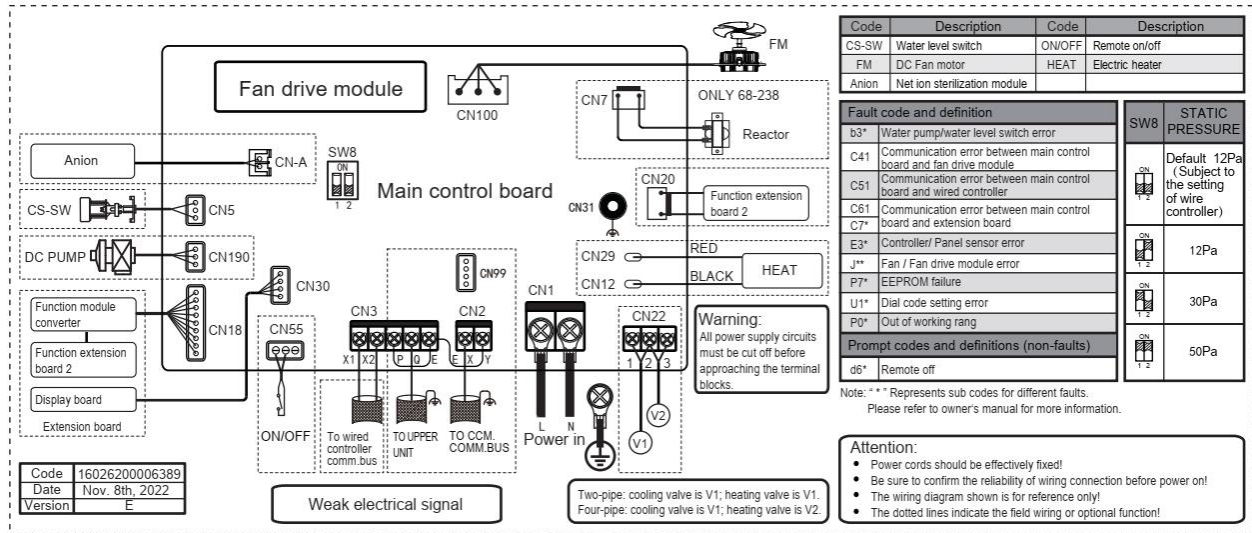
Product certified by:



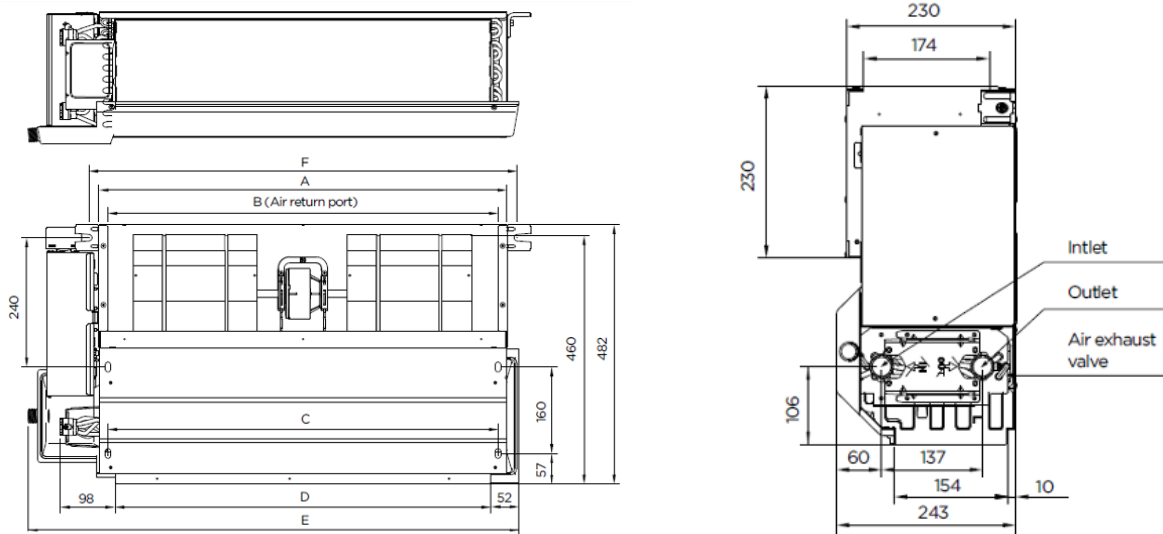
FEATURES

Model	KFC-PD-2T-300D3	KFC-PD-2T-500D3	KFC-PD-2T-600D3	KFC-PD-2T-700D3	KFC-PD-2T-1000D3	KFC-PD-2T-1400D3
Cooling capacity min/max.	2,21 / 3,35	2,97 / 4,55	3,66 / 5,85	5,09 / 6,5	4,97 / 9,05	9,77 / 11,11
Heating capacity min/max.	2,51 / 3,95	3,2 / 5,5	4,21 / 6,9	5,81 / 7,6	5,41 / 11	10,59 / 12,67
Air flow rate bj/me/al	307/421/482	456/622/800	552/810/1022	806/1015/1190	746/1201/1650	1675/1952/2250
Sound pressure bj/me/al	31/22,5/37	39/31/45	43,5/34/49,5	45/40/51	46/34/54,5	50/46,5/53
Net weight	17,2 kg	20,39 kg	21,7 kg	23,5 kg	27,7 kg	37 kg
Max. static pressure	50 Pa					
Power supply	220-240/1/50 V/f/Hz					
Consumption min/max	10W / 25W	14W / 40W	19W / 65W	33W / 75W	19W / 119W	64W / 119W
Cooling water flow min/max.	0,37/0,59 m3/h	0,54/0,8 m3/h	0,65/1 m3/h	0,91/1,19 m3/h	0,88/1,58 m3/h	1,71/2,02 m3/h
Hydraulic connections hot/cold	3/4"					

WIRING DIAGRAM



DIMENSIONS & WEIGHT



Model	A (mm)	B (mm)	C (mm)	D (mm)	E (mm)	F (mm)	Weight (kg)
KFC-PD-2T-300D3	620	588	587	560	773	658	17,2
KFC-PD-2T-500D3	755	723	722	695	908	793	20,4
KFC-PD-2T-600D3	850	818	817	790	1003	888	21,7
KFC-PD-2T-700D3	1025	993	992	965	1178	1063	23,5
KFC-PD-2T-1000D3	1215	1183	1182	1155	1368	1253	27,7
KFC-PD-2T-1400D3	1745	1713	1712	1685	1898	1783	37