

Modular Full DC Inverter Heat Pump With Hydraulic Kit

PRODUCT SHEET



KCCHT-06 MODBUS
Standard control with Modbus protocol gateway. Included as standard

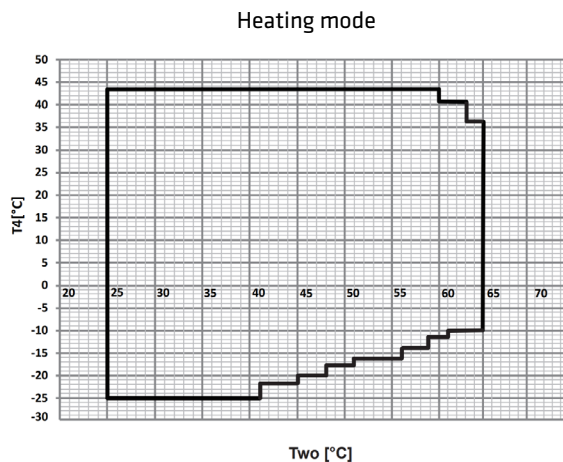
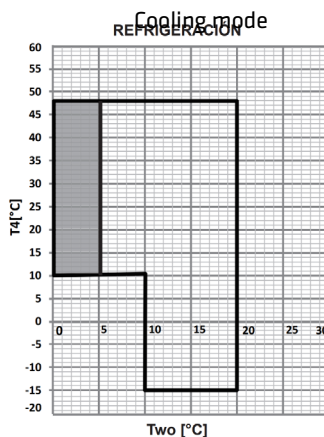
Product certified by:



FEATURES

Model	KEM-HT-50 DR55 KH
Cooling capacity	50 kW
Cooling power input	15,15 kW
Heating capacity	50 kW
Heating power input	15,87 kW
EER / COP	3,30 / 3,15
SEER	4,92
SCOP (average zone water 35 °C) - Energy class	4,50 - A+++
Compressor type / No. compressors	EVI Scroll Inverter / 1
No. fans	2
Air flow	22.000 m ³ /h
Sound pressure	64 dB(A)
Additional charge	9 kg
Water flow	8,60 m ³ /h
Hydraulic connections	2"
Power supply	380-415 V / 3 / 50 Hz
Type	Inverter
Consumption	1,78 kW
Available pressure	224 Pa
Expansion tank	12 L

OPERATING LIMITS



*To reach 65°C in supply air, the unit must be fitted with an external inverter pump.

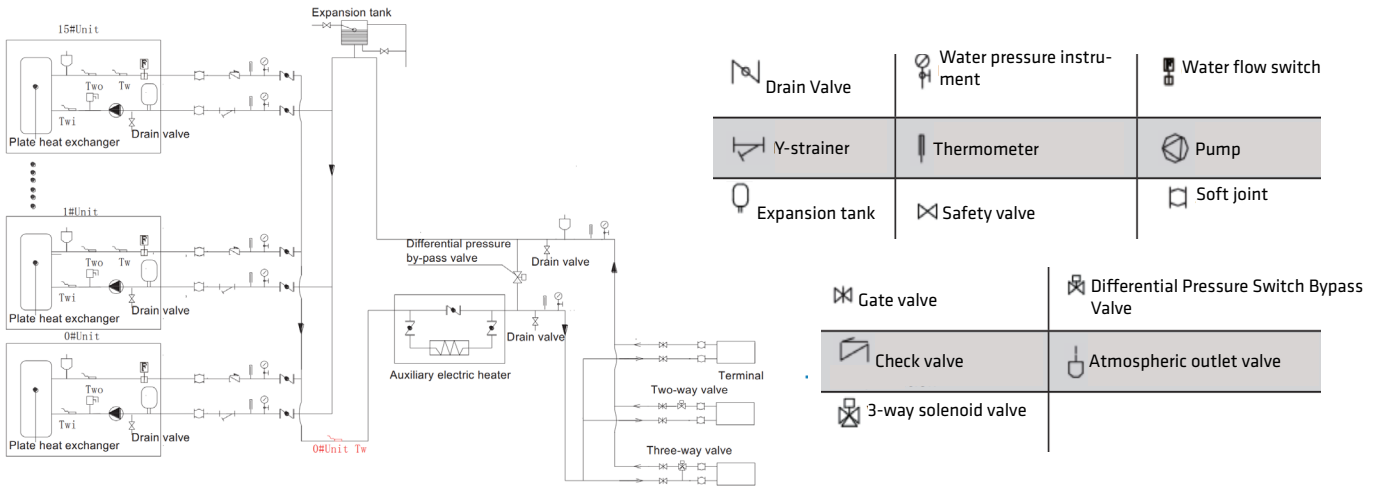
NOTES:

(1) The data and specifications present in this sheet may vary without notice.

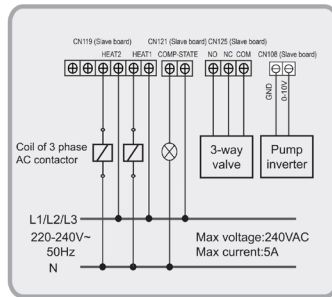
(2) The images on this sheet are indicative and may be different from the final machine.

Edition 2024/05

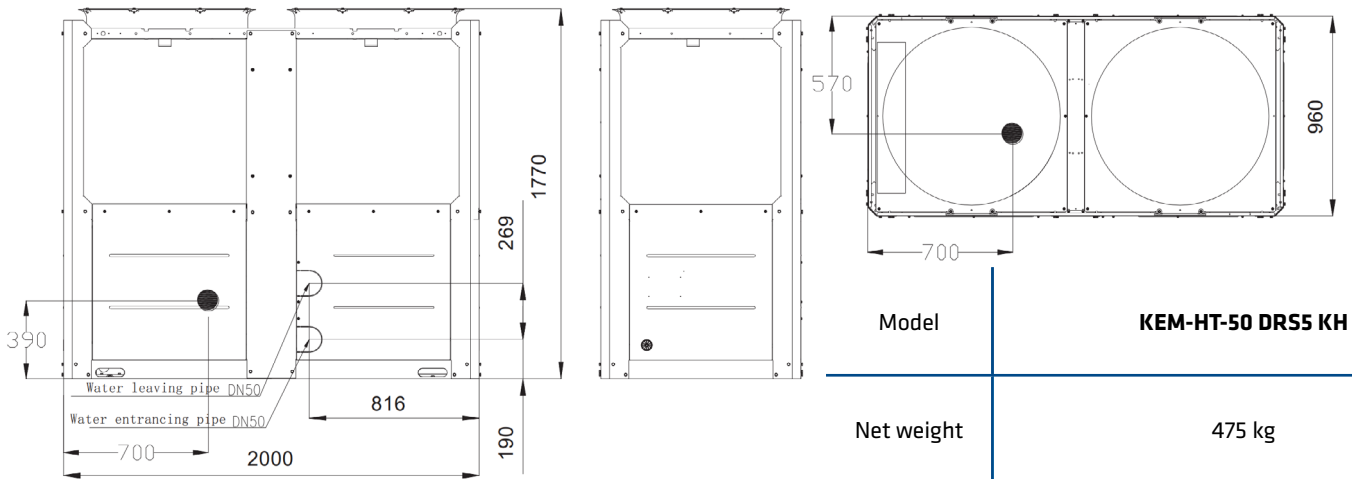
INSTALLATION COMPONENTS



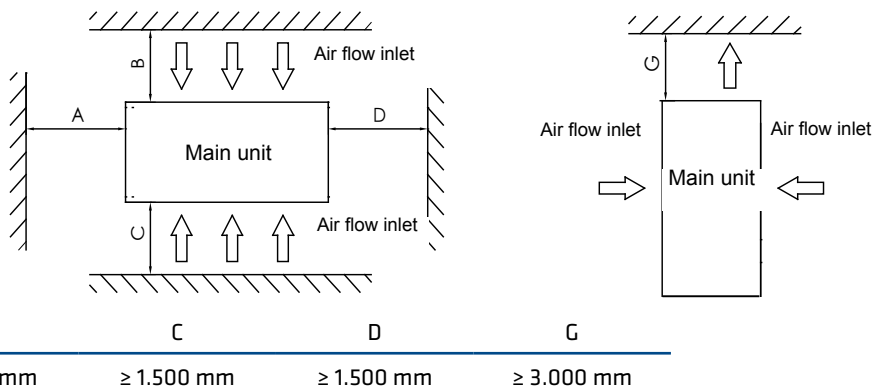
WIRING DIAGRAM



DIMENSIONS OF UNIT

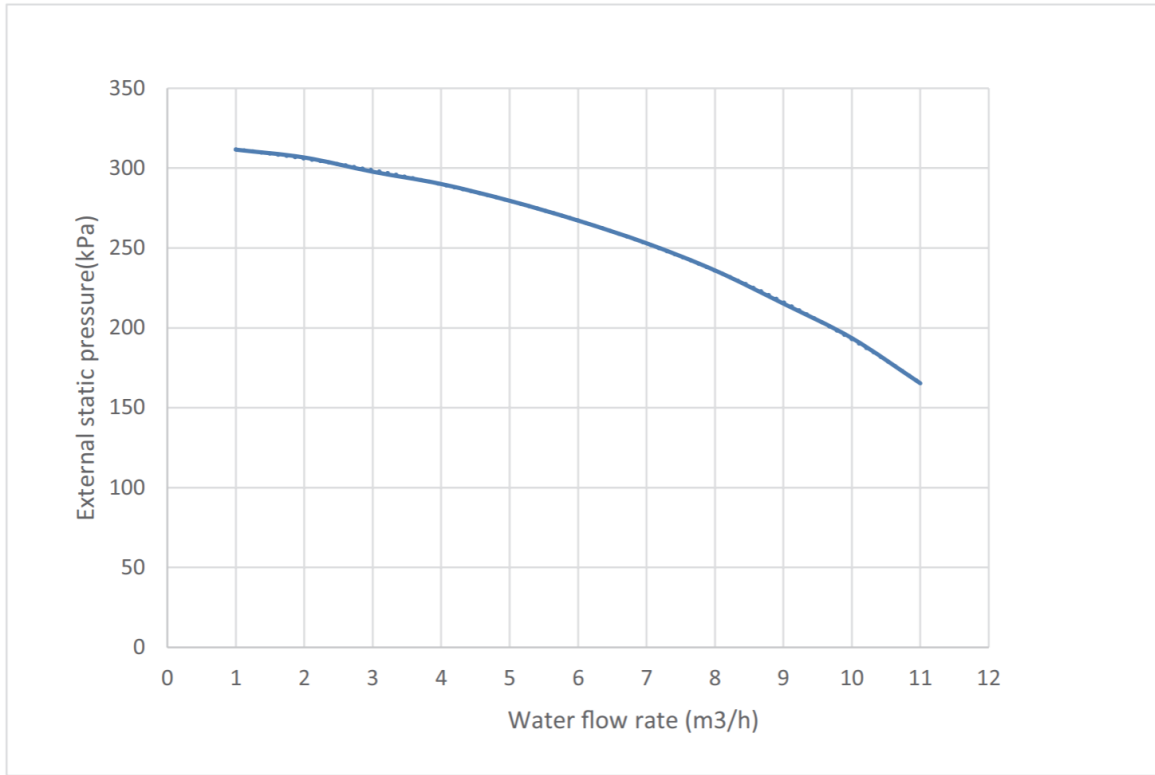


INSTALLATION



INVERTER PUMP PERFORMANCE

KEM-HT-50 DRS5 KH



Modular Full DC Inverter Heat Pump With Hydraulic Kit

PRODUCT SHEET



KCCHT-06 MODBUS
Standard control with Modbus protocol gateway. Included as standard

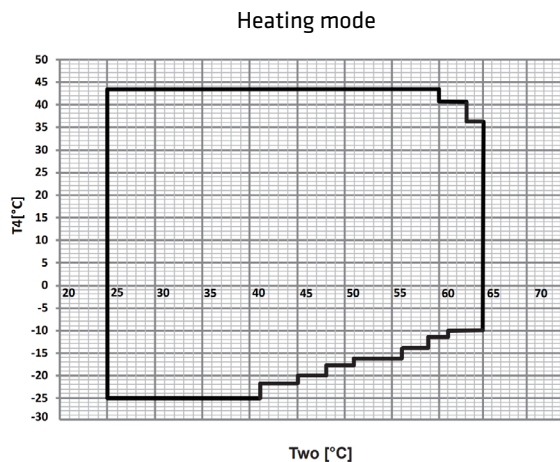
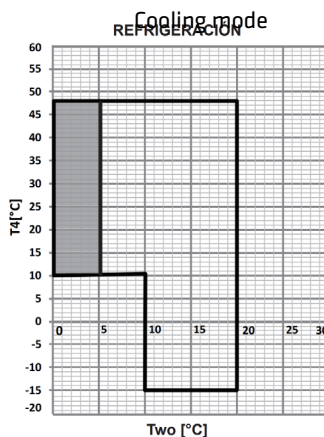
Product certified by:



FEATURES

Model	KEM-HT-65 DR55 KH
Cooling capacity	56,68 kW
Cooling power input	19,79 kW
Heating capacity	64,15 kW
Heating power input	21,68 kW
EER / COP	3,30 / 2,96
SEER	4,90
SCOP (average zone water 35 °C) - Energy class	4,50 - A+++
Compressor type / No. compressors	EVI Scroll Inverter / 1
No. fans	2
Air flow	22.000 m ³ /h
Sound pressure	64 dB(A)
Additional charge	9 kg
Water flow	9,8 m ³ /h
Hydraulic connections	2"
Power supply	380-415 V / 3 / 50 Hz
Type	Inverter
Consumption	1,78 kW
Available pressure	214 Pa
Expansion tank	12 L

OPERATING LIMITS



*To reach 65°C in supply air, the unit must be fitted with an external inverter pump.

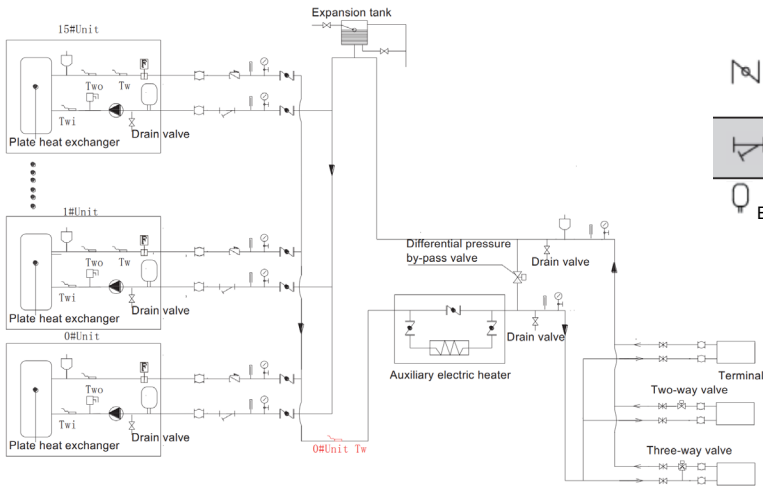
NOTES:

(1) The data and specifications present in this sheet may vary without notice.

(2) The images on this sheet are indicative and may be different from the final machine.

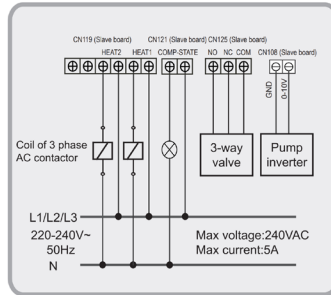
Edition 2024/05

INSTALLATION COMPONENTS

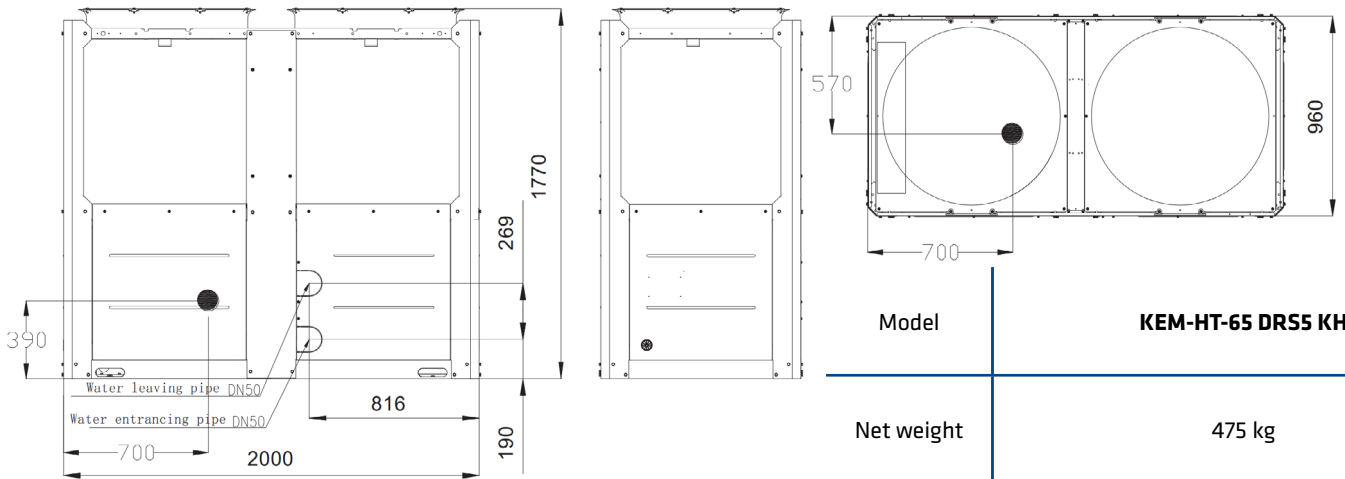


Drain Valve	Water pressure instrument	Water flow switch
Y-strainer	Thermometer	Pump
Expansion tank	Safety valve	Soft joint
Gate valve	Differential Pressure Switch Bypass Valve	
Check valve	Atmospheric outlet valve	
3-way solenoid valve		

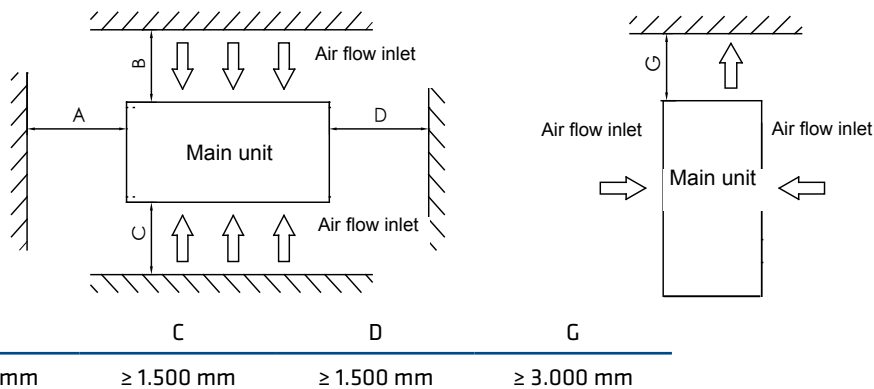
WIRING DIAGRAM



DIMENSIONS OF UNIT

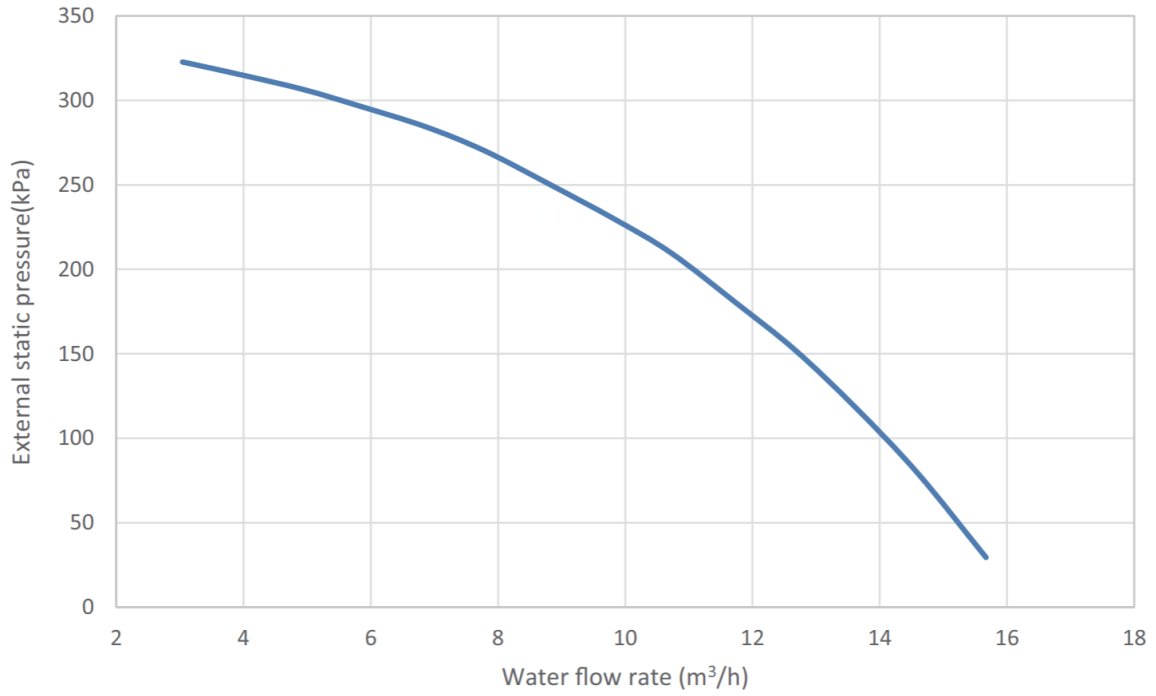


INSTALLATION



INVERTER PUMP PERFORMANCE

KEM-HT-65 DRS5 KH / KEM-HT-75 DRS5 KH



Modular Full DC Inverter Heat Pump With Hydraulic Kit

PRODUCT SHEET



KCCHT-06 MODBUS
Standard control with Modbus protocol gateway. Included as standard

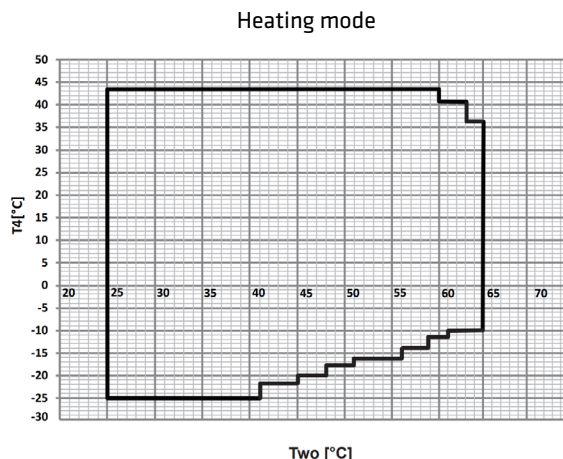
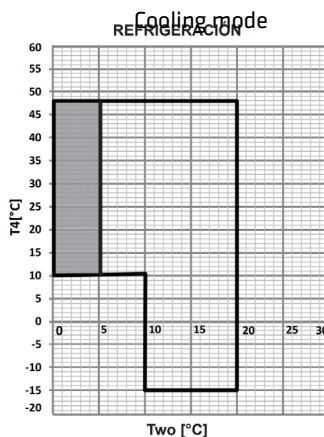
Product certified by:



FEATURES

Model	KEM-HT-75 DR55 KH
Cooling capacity	69,29 kW
Cooling power input	28,26 kW
Heating capacity	66,15 kW
Heating power input	22,50 kW
EER / COP	2,45 / 2,94
SEER	4,85
SCOP (average zone water 35 °C) - Energy class	4,50 - A+++
Compressor type / No. compressors	EVI Scroll Inverter / 1
No. fans	2
Air flow	28.500 m ³ /h
Sound pressure	69 dB(A)
Additional charge	9 kg
Water flow	12,4 m ³ /h
Hydraulic connections	2"
Power supply	380-415 V / 3 / 50 Hz
Type	Inverter
Consumption	1,78 kW
Available pressure	193 Pa
Expansion tank	12 L

OPERATING LIMITS

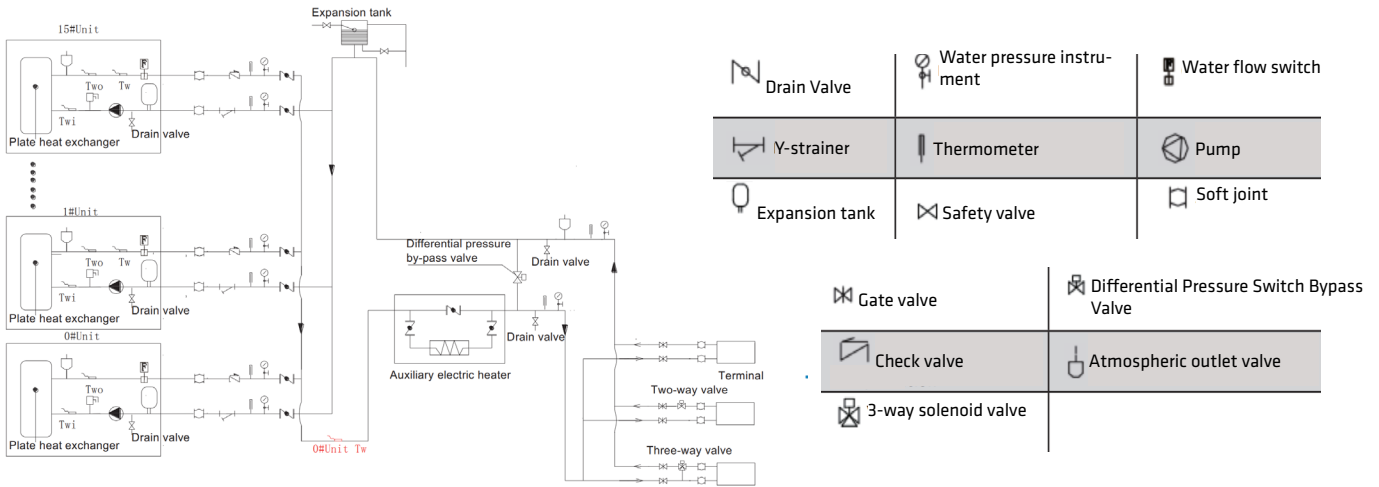


*To reach 65°C in supply air, the unit must be fitted with an external inverter pump.

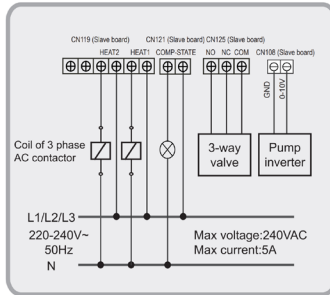
NOTES:

- (1) The data and specifications present in this sheet may vary without notice.
- (2) The images on this sheet are indicative and may be different from the final machine.

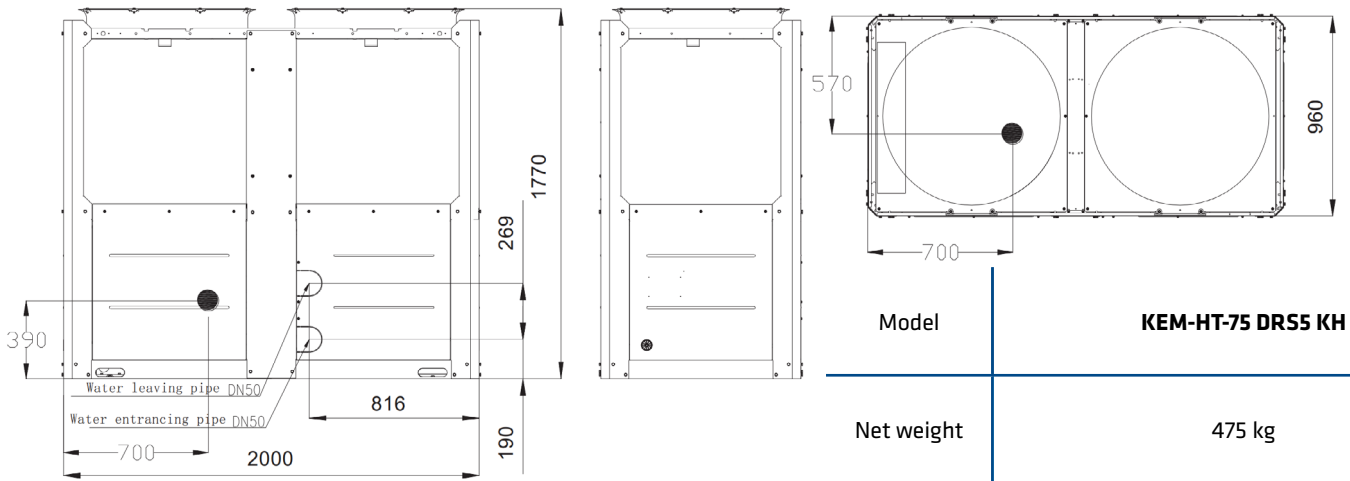
INSTALLATION COMPONENTS



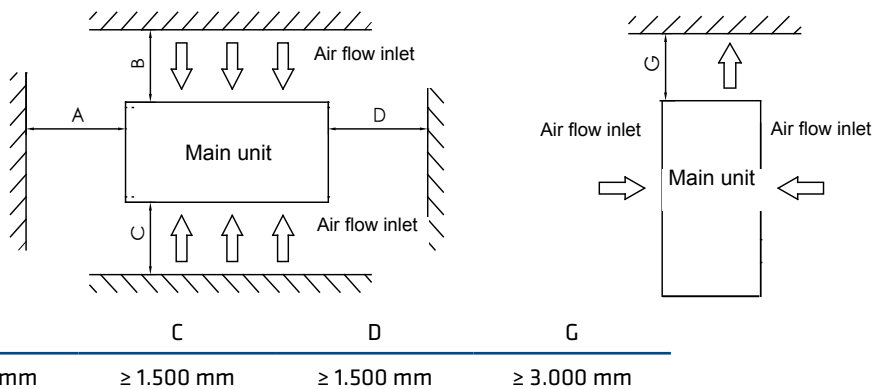
WIRING DIAGRAM



DIMENSIONS OF UNIT

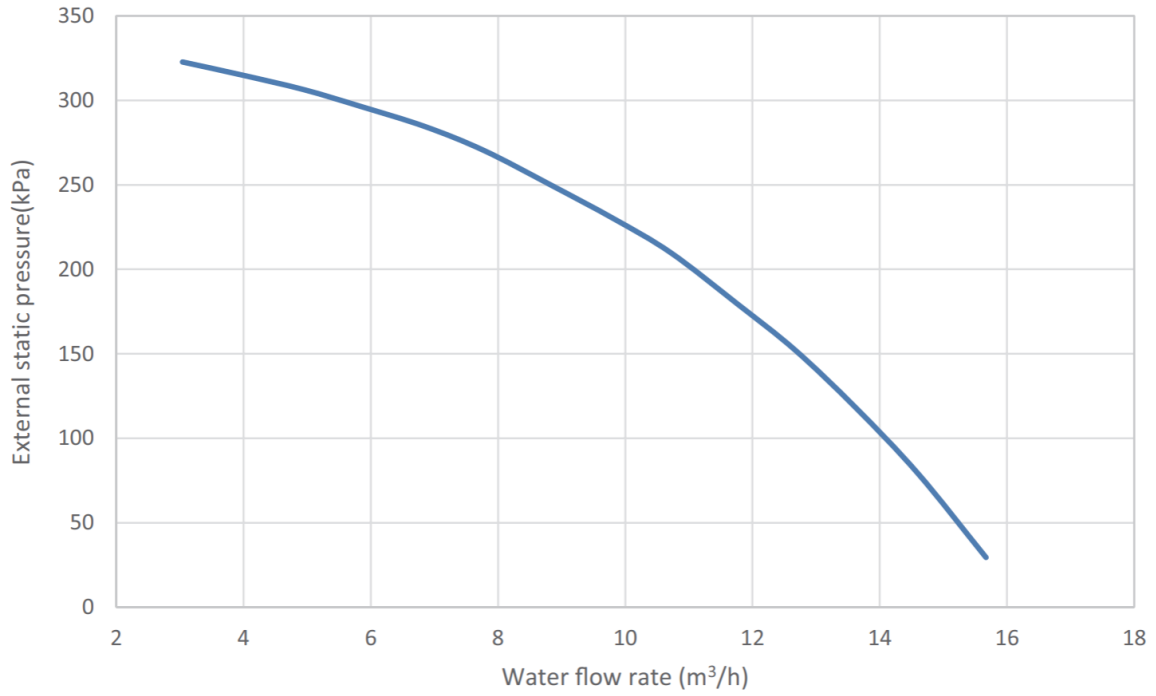


INSTALLATION



INVERTER PUMP PERFORMANCE

KEM-HT-65 DRS5 KH / KEM-HT-75 DRS5 KH



Modular Full DC Inverter Heat Pump With Hydraulic Kit

PRODUCT SHEET



KCCHT-06 MODBUS
Standard control with Modbus protocol gateway. Included as standard

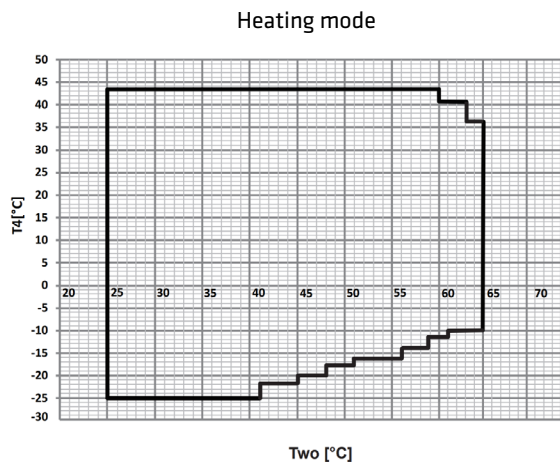
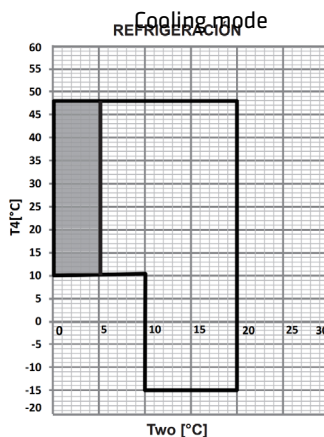
Product certified by:



FEATURES

Model	KEM-HT-110 DRSS KH
Cooling capacity	99,33 kW
Cooling power input	34,09 kW
Heating capacity	106,32 kW
Heating power input	35,85 kW
EER / COP	2,91 / 2,97
SEER	4,78
SCOP (average zone water 35 °C) - Energy class	4,23 - A++
Compressor type / No. compressors	EVI Scroll Inverter / 2
No. fans	2
Air flow	32.500 m ³ /h
Sound pressure	64 dB(A)
Additional charge	11,5 kg
Water flow	17,2 m ³ /h
Hydraulic connections	2 1/2"
Power supply	380-415 V / 3 / 50 Hz
Type	Inverter
Consumption	2,71 kW
Available pressure	141 Pa
Expansion tank	22 L

OPERATING LIMITS

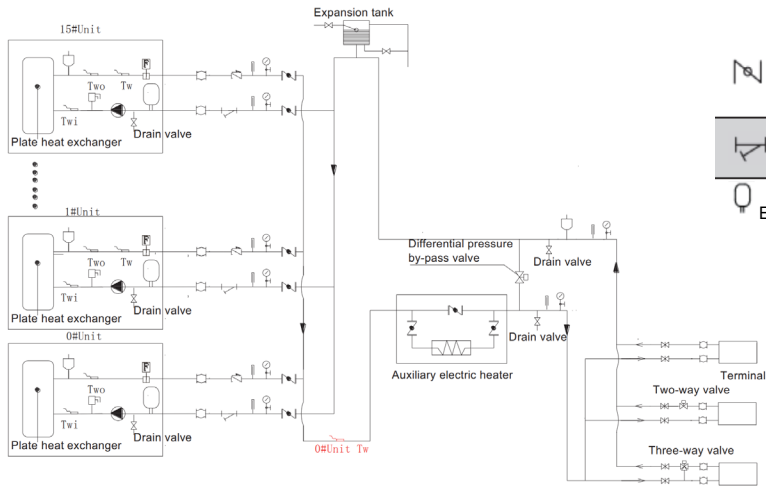


*To reach 65°C in supply air, the unit must be fitted with an external inverter pump.

NOTES:

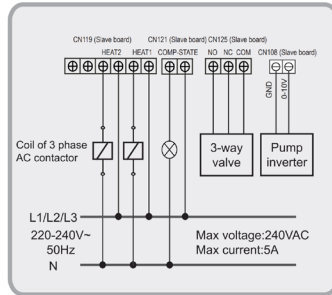
- (1) The data and specifications present in this sheet may vary without notice.
- (2) The images on this sheet are indicative and may be different from the final machine.

INSTALLATION COMPONENTS

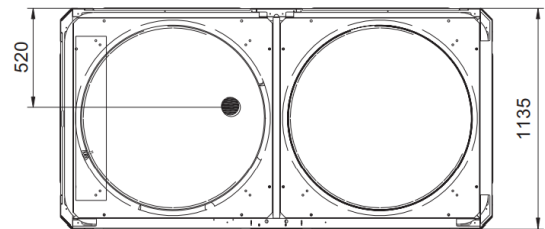
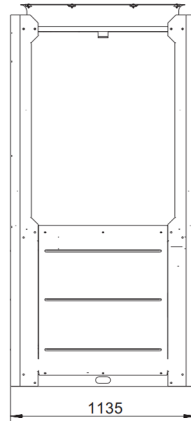
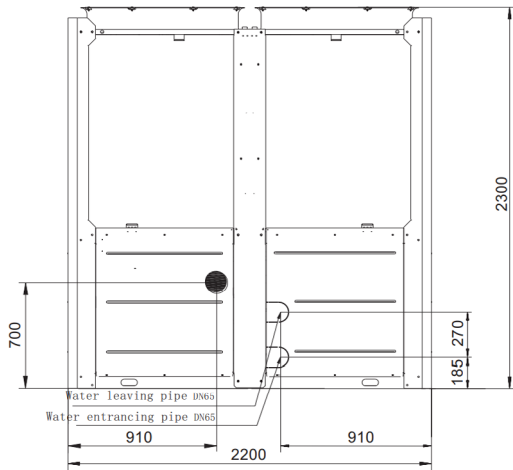


Drain Valve	Water pressure instrument	Water flow switch
Y-strainer	Thermometer	Pump
Expansion tank	Safety valve	Soft joint
Gate valve	Differential Pressure Switch Bypass Valve	
Check valve	Atmospheric outlet valve	
3-way solenoid valve		

WIRING DIAGRAM

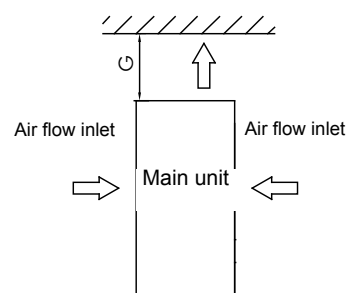
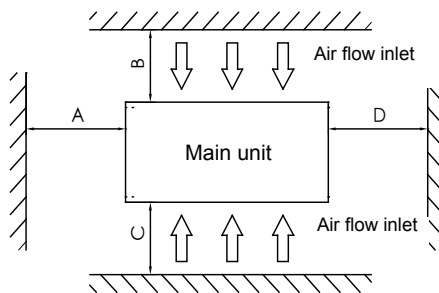


DIMENSIONS OF UNIT



Model	KEM-HT-110 DR55 KH
Net weight	746 kg

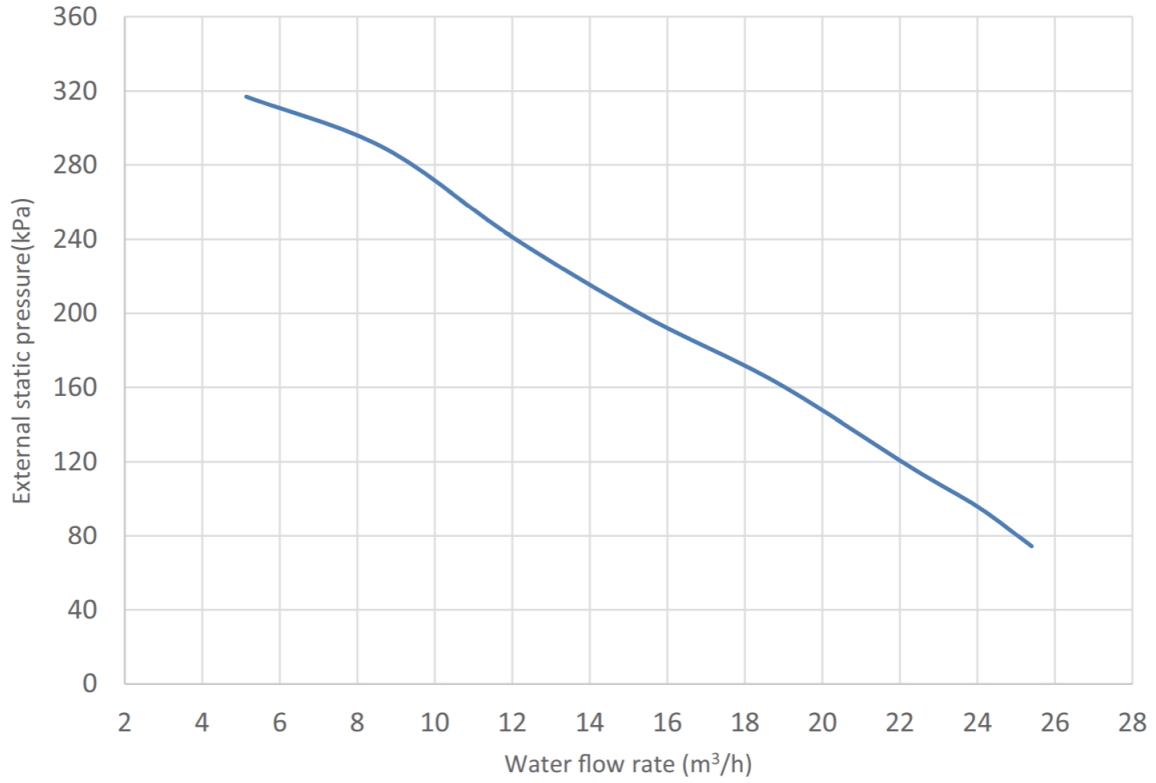
INSTALLATION



A	B	C	D	G
≥ 1.500 mm	≥ 1.500 mm	≥ 1.500 mm	≥ 1.500 mm	≥ 3.000 mm

INVERTER PUMP PERFORMANCE

KEM-HT-110 DRS5 KH / KEM-HT-140 DRS5 KH



Modular Full DC Inverter Heat Pump With Hydraulic Kit

PRODUCT SHEET



KCCHT-06 MODBUS
Standard control with Modbus protocol gateway. Included as standard

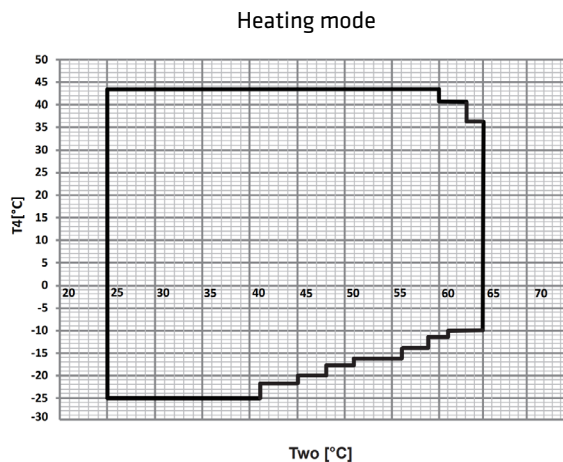
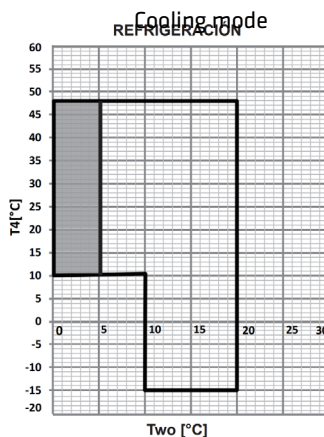
Product certified by:



FEATURES

Model	KEM-HT-140 DR55 KH
Cooling capacity	129,29 kW
Cooling power input	52,01 kW
Heating capacity	126,37 kW
Heating power input	50,28 kW
EER / COP	2,49 / 2,51
SEER	4,77
SCOP (average zone water 35 °C) - Energy class	4,23 - A++
Compressor type / No. compressors	EVI Scroll Inverter / 2
No. fans	2
Air flow	50.000 m ³ /h
Sound pressure	73 dB(A)
Additional charge	11,5 kg
Water flow	22,36 m ³ /h
Hydraulic connections	2 1/2"
Power supply	380-415 V / 3 / 50 Hz
Type	Inverter
Consumption	2,71 kW
Available pressure	52 Pa
Expansion tank	22 L

OPERATING LIMITS



*To reach 65°C in supply air, the unit must be fitted with an external inverter pump.

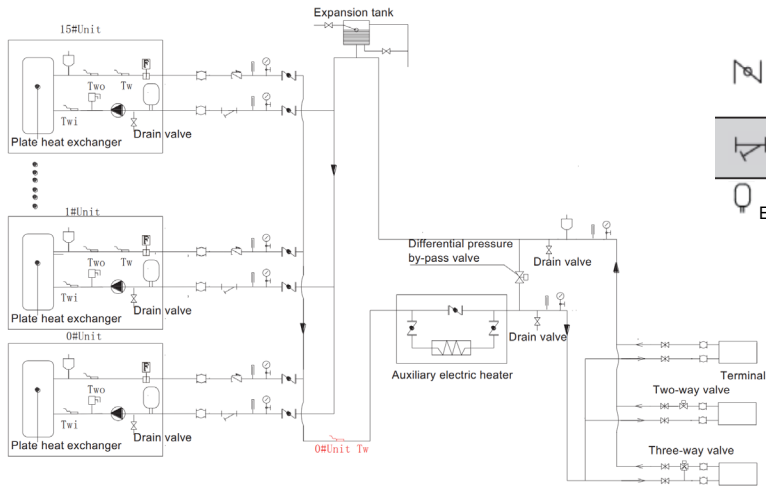
NOTES:

(1) The data and specifications present in this sheet may vary without notice.

(2) The images on this sheet are indicative and may be different from the final machine.

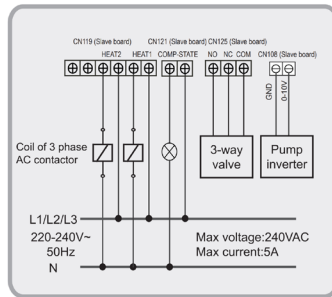
Edition 2024/05

INSTALLATION COMPONENTS

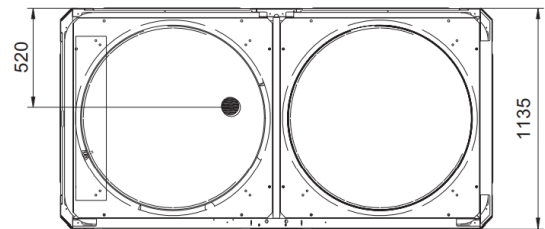
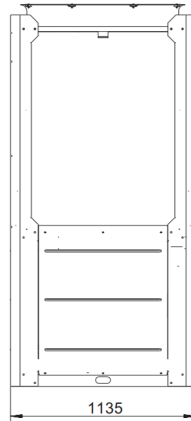
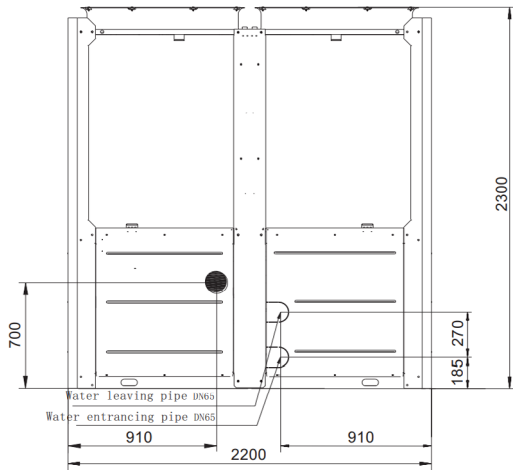


Drain Valve	Water pressure instrument	Water flow switch
Y-strainer	Thermometer	Pump
Expansion tank	Safety valve	Soft joint
Gate valve	Differential Pressure Switch Bypass Valve	
Check valve	Atmospheric outlet valve	
3-way solenoid valve		

WIRING DIAGRAM

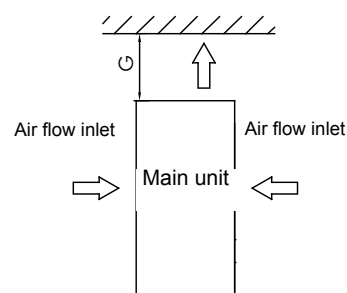
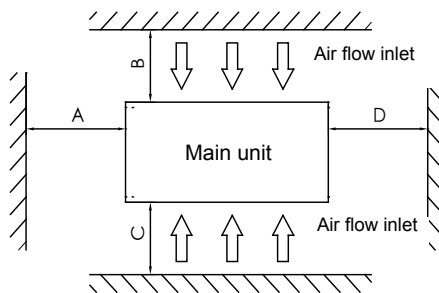


DIMENSIONS OF UNIT



Model	KEM-HT-140 DRS5 KH
Net weight	746 kg

INSTALLATION



A	B	C	D	G
≥ 1.500 mm	≥ 1.500 mm	≥ 1.500 mm	≥ 1.500 mm	≥ 3.000 mm

INVERTER PUMP PERFORMANCE

KEM-HT-110 DRS5 KH / KEM-HT-140 DRS5 KH

