

# KAYSUN

Catalogue 2024  
HVAC systems





Inspiration, Innovation, Evolution

The total or partial reproduction of this catalogue without the express authorisation of Frigicoll S.A. is prohibited.

# General contents

## Climate control and energy catalogue March 2024



### SUITE

#### Residential Product Range

Suite 1x1	32	Outdoor units	48
Portable	34	HR Outdoor units	51
Casual	36	Indoor units	52
Prodigy PRO	38	Combined Systems	54
Prodigy PRO LT	40	Compatible controls and accessories	56
Onnix 2.0	42	References	58
Double Flow Console	44		
Multisystem	46		



### AQUATIX

#### Heat Pumps Range

Aquantia KHPIS-BI PRO	66	Compak	90
Aquantia KHPMS-BI PRO	72	Compak Split	92
Aquantia KHPs-MO	78	Tanks for Domestic Hot Water	94
Aquantia KHPs-MO PRO HP	81	Other complements for Aquantia range	95
Aquantia KHP-MO HT	82	Swimming pool HP KSWP	98
Aquantia KHP-MO HT HP	84	References	100
Wall Hung Compak	86		
Floor Standing Compak	88		



### ZEN

#### Commercial Range

Ducts	108	Floor Standing	122
Cassette 600x600	112	AHUKZ LCAC	124
Superslim Cassette 840x840	114	Twins	126
Superslim Cassette 840x840	116	Compatible controls and accessories	132
Floor/Ceiling	118	References	134



### ZEN

#### High Capacity Commercial Range

High Capacity Front Air Discharge	140	Compatible controls and accessories	146
High Pressure Front Air Discharge	142	References	148
High Pressure Vertical Air Discharge	144		



**AMAZON**  
Industrial VRF Range

Mini Amazon Hybrid	154	1 Way Cassette	180
Amazon Unitario FD	156	Floor Standing	182
Amazon Modular FD	158	Wall mounted	184
Amazon Unitario	160	Floor/Ceiling	186
Amazon VI	164	KAHU	188
Amazon IV HR	168	Hydraulic Module Integrated	190
Ducts	170	Mini Amazon Hybrid Ducts	192
Medium Pressure Ducts	172	Mini Amazon Hybrid Cassettes	194
High Pressure Ducts	174	High Temperature Hydraulic Module	196
Compact Cassette 600x600	176	Compatible controls and accessories	198
Cassette 840x840	178	References	200



**NEXUS**  
Chillers Range

Minichillers Full DC Inverter R-32	208	Modular Full DC Inverter Chillers	214
Aquantia KHPS-MO PRO HP	210	Modular Full DC Inverter Heat Pump	216
Aquantia KHP-MO HT HP	212	References	218



**FANCOILS**  
Water Terminal Units Product Range

Floor/Ceiling 2nd Generation	226	Ducts	236
Wall-mounted	228	Ducts Medium Pressure	238
Cassettes 600x600	230	Ducts High Pressure	240
Cassettes 840x840	232	Fancoils Controllers	242
New Ducts	234	References	244




**CONTROLS**  
System Controls Range

Individual wireless controllers	251
BMS	254
Centrallised controllers	256
Accessories	257
References	258



**IAQ**  
Indoor Air Quality

Air purifiers KPU-350.1	264
Air purifiers KPU-700.1	266
KRE	268
ERP PRO	270
References	272



  
**+60 years**  
 of history  


  
**+450**  
 employers

  
**+15**  
 facilities  
 spread out across  
 Spain

  
**+200**  
 million  
 in turnover

## This is our story

### 1957

Fernando Coll Soms began his operations in the automobile sector as an importer and distributor of spare parts and accessories. In the 1960s, he added air conditioning systems and, later, refrigeration equipment for transport to his repertoire.

### 1969

We opened our first office in Madrid. This period was characterised by a broad vision of the needs of the market and the subsequent diversification of products.

### 1975

The name of the company was changed to Frigicoll, S.A.

### 1985

Joint venture created with Thermo King.

### 1988

A new branch is opened on the Canary Islands.

### 2001

Relocation of our headquarters from Madrid to the municipality of Coslada. In this way, we expanded our presence and positioned ourselves as pioneers and leaders in the Spanish market for high-tech products and first-rate solutions.

Fernando Coll Soms, S.A. is founded. The company became a distributor of the Liebherr brand.

### 1967

The company started production of refrigeration units for transport, becoming the only Spanish manufacturer engaged in this activity.

### 1970

The company became a distributor of Thermo King in Spain.

### 1982

The climate control business was created.

### 1987

We consolidated our position, opening opening two new subsidiaries in Murcia and Valencia.

### 1996

# frigicoll

## Who we are

Frigicoll is a family-owned Spanish company that has been in operation for more than 60 years and is a pioneer in the introduction of technological solutions of leading global brands in various sectors of industry. At Frigicoll we undertake comprehensive projects, supplying machinery to the air conditioning, energy, transportation, food and catering and refrigeration sectors, as well as to the household appliances sector.



### Our values

Our whole history has been notable for our contribution to the market: the best quality of product, trust, proximity and excellence in customer service and an ongoing quest for improvement and innovation, attributes that have made us leaders in the market. With a long record of providing premium integrated solutions, we face the future with the desire to keep searching for new, sustainable technological solutions.



### CSR

Corporate social responsibility is one of the fundamental pillars of Frigicoll, carrying out actions based on the growth and social commitment of its employees and actions that help create a better, fairer and more sustainable world.

### 2002-2011

We started up subsidiaries of the Frigicoll group in Sevilla, Lugo, Madrid Sur, Cádiz and Barcelona Norte in the area of refrigeration for transport, as well as Ecliman, a manufacturer of refrigeration systems designed to improve energy efficiency and environmental protection.

### 2012

We boosted the central zone with the refurbishment and development of the installations in Madrid (Coslada) and inaugurated the logistics centre in Vila-Rodona.

### 2017

We inaugurate our new headquarters in Barcelona and also The Art of Living Frigicoll in Madrid to exhibit our advanced household appliances.

We reach an agreement with Midea, a household appliances brand, for an exclusive distribution of air conditioners in Spain.

### 2020

Midea has signed an agreement with Frigicoll to distribute household appliances in Spain.

We have opened AKD Midea, the new technical training centre for professionals in the air conditioning sector.

### 2023

Frigicoll expands its logistics center in Valls with an additional 25.000 square meters of operating space.

We created Kaysun, our brand that specialises in the industrial segment and residential segment with a very clear idea: to transfer all of the experience in products and services at the company to the development of this line of business.

### 2004

We completed construction of our office in the south of Madrid (Getafe) so that it, together with Coslada, can provide clients with access to our service bases located in the centre.

### 2015

Frigicoll and Midea reach an agreement for Midea air conditioners distribution in France. Frigicoll France is established.

We inaugurate our second showroom, The Art of Living Frigicoll, in Barcelona.

We reached an agreement with Clivet for the exclusive distribution in the Spanish market of the entire product range.

### 2019

New warehouse management software.

Amazon sales channel launch.

Frigicoll and Midea close an agreement for the distribution of Small Appliance in Spain.

### 2022

## Business units

### Transport



Frigicoll offers refrigeration systems for the transportation and distribution of perishable products, climate control for coaches and buses, refrigerated mobile containers and solutions for the transportation of pharmaceutical products. It holds the official concession for the Thermoking brand in Spain and Portugal and offers technical support through a network of its own workshops and associated services that covers the whole of Spain, with ongoing service available 24 hours a day, 365 days a year.

#### **THERMO KING**

Inventor of the refrigeration system for transport.

#### **FRIGOLOCK**

The green solution.

#### **COLDTAINER**

A pioneer in refrigerated mobile containers.

### Household appliances



Frigicoll offers all equipment for high-end household cooking through the Liebherr, De Dietrich and Falmec brands, leaders in refrigeration, cooking and vacuuming. The three brands are a perfect alliance of design, quality and technology, turning each kitchen into a unique space and guaranteeing the best services for the client.

#### **LIEBHERR**

More than 60 years as leader in the world of cold.

#### **De Dietrich**

Cooking experts since 1684.

#### **Midea**

Leader in the household appliances and air conditioning, positioned in the Top 500 ranking of Forbes.

### HVAC systems



In Spain and France, Frigicoll has an alliance with Midea, a world leader in air treatment equipment\*, to offer integrated climate control projects suitable for all types of installations, from the residential range to the industrial range. Frigicoll is also present in leading projects worldwide with its own brand, Kaysun, with which it has experienced rapid expansion overseas.

\* Source: Euromonitor International (Shanghai) Limited; Consumer Appliances 23ed retail volume sales in units, 2022 data.

#### **Midea**

The world's n° 1 manufacturer of HVAC products\*

#### **CLIVET** | A Group Company of **Midea**

Experts in chillers, heat pumps, rooftops, primary air, water-air heat pumps and exclusive systems for residential.

#### **Kaysun**

Great versatility of equipment and advanced technological innovation.



## Hospitality and Refrigeration



We supply high quality machinery with cutting-edge technology for the exhibition and storage of perishable products as well as professional kitchen equipment for the catering sector.

### Hotels

#### LAINOX

The first oven with a cloud WiFi connection (Lainox Naboo).

#### COMENDA

An internal energy cycle that reduces detergent, water and electricity consumption by 50%.

#### LIEBHERR

Strict temperature and moisture control in laboratory coolers and reliability in gastronomy.

### Refrigeration

#### Frigicoll

Complete range of commercial refrigeration solutions.

#### DORIN

Complete range of high quality refrigeration compressors.

Plus the following brands:



#### LIEBHERR

Specialized furniture for supermarkets, with R-290 refrigerant.

## Spare Parts



Frigicoll also has a spare parts business, the aim of which is to provide the best possible service with delivery within 24h and specialist advice and service for each product over the phone, so as to protect the prestige and excellence of the products represented.

#### Frigicoll spare parts

- Automated logistics warehouse of 2,500m<sup>2</sup>.
- 30,000 parts in stock.
- + 200 shipments daily.
- + 400,000 delivered items per year.

## After-sales service



To ensure the quality of service at all stages of its value chain, Frigicoll has a highly specialised after-sales service area to foster the agile and effective resolution of any incidents that may arise.

#### Frigicoll after-sales service

- ISO 9001 and ISO 14001.
- Over 170 technical assistance points across the whole of the mainland, the Canary Islands and Portugal, as well as 11 service centres.
- Uninterrupted service all year round (24/7 in the transport unit).

## “A well-established Team”

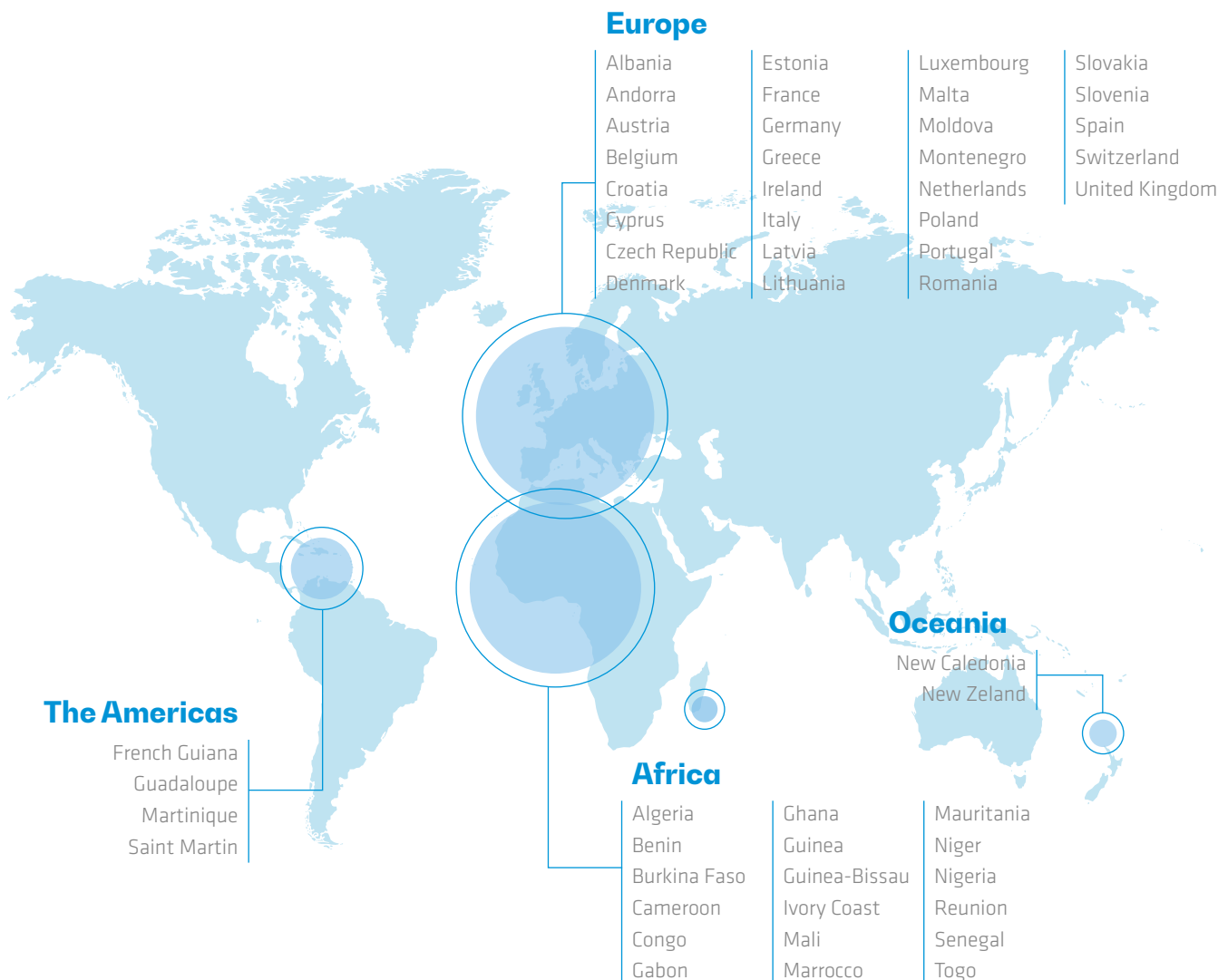
Over more than 60 years, Frigicoll has worked at all times in collaboration with the most reputable brands in the different business units that comprise the company. Our technical team has combined, for each and every project, the premium qualities of our equipment with its professional experience to achieve the best outcomes. Today we complete key installations, noteworthy due to both the technological prowess of their solutions and their social importance.

In the HVAC Business Unit, we are proud to apply our first-hand knowledge, acquired from our long history and the best professionals, to the continual development of our own brand, Kaysun, which grows more established every

day with a strong national and international plan. We have a clear goal: to continue providing the best residential and industrial solutions with comprehensive offerings underpinned by a constantly evolving and diverse range of products. That is why we remain loyal to our brand's philosophy – a balance between technology, efficiency, cost and warranty.

We believe that the best way to explain to you why Kaysun is rising to the top in the sector is to invite you to experience our work first hand.

Thank you for joining us.  
Your trust is our guide.



## “Ten reasons why we stand out”

### 1 **The Frigicoll guarantee**

Frigicoll is known for its premium products and its broad experience in excellent after-sales services. KAYSUN, the company’s own brand, was developed with the standards for quality and technological innovation that have always set us apart.

### 6 **Cutting-edge technology**

Our forward-looking approach goes hand-in-hand with the incorporation of the latest technology in all of our equipment. We include features that improve everything from energy consumption to practicality and comfort, as in the case of the built-in **motorised panel** used in the cassettes.

### 2 **Maximum reliability of our equipment**

We guarantee that our units will have a long service life, thanks to top-quality materials. This ensure that **the need to make use** of their warranties is reduced to a minimum.

### 7 **Smart control**

Our smart control **devices**, allow us to offer comfort and well-being in any facility. The K01-WIFI device is the first smart solution for our units, providing the option of programming and managing air conditioning units inside and outside your home.

### 3 **ISO 9001 / ISO 14001**

The quality of our products and environment benefits are two key pillars for KAYSUN. We are proud to have achieved **ISO 9001** and **ISO 14001**, under the seal of Frigicoll.

### 8 **Committed to the environment**

Our equipment is manufactured almost entirely **from recyclable materials**. We have reduced consumption as far as possible in STANDBY mode and have improved the energy efficiency of units working at full capacity, resulting in energy savings for facilities.

### 4 **Wide range**

We offer **comprehensive solutions for any facility** thanks to the diversity of our product ranges. From residential split systems to the most complex water terminal units, and including air curtains, recovery systems, VRFs, chillers, solar and domestic hot water units.

### 9 **Excellent after-sales service**

We **work to solve all incidents as quickly as possible**, leaving our customers completely satisfied with our after-sales service. We have a team of expert professionals working for you.

### 5 **Comprehensive projects**

Our team of expert technicians carries out HVCA and ventilation comprehensive specific projects for every single customer, which allows our company to be able to adapt to any space and need. A personalised advice complements this service, thus ensuring the correct performance of our installation works.

### 10 **The best management of spare parts in the sector**

We understand the key role of air-conditioning systems play in our facilities, **and we offer unbeatable replacement services**. Our commitment is absolute and we offer immediate solutions.

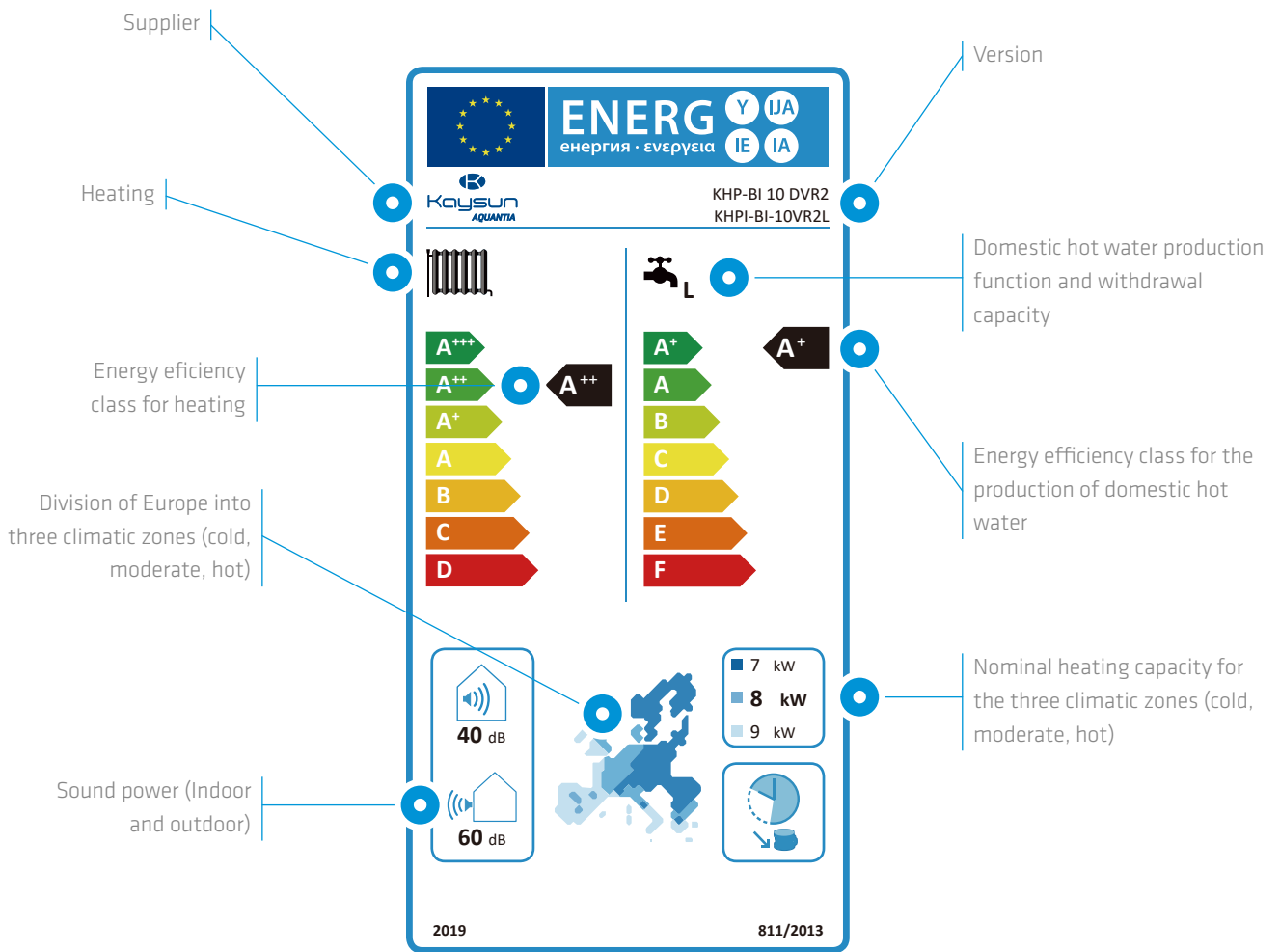
# ErP - Energy Related Products

The Delegated Regulations on ErPs (Energy-related Products) came into force on 26 September 2015 and are aimed at reducing energy consumption and supporting the most efficient solutions.

The regulations apply to heat generators used to heat rooms, appliances for domestic hot water production and systems consisting of a combination of several elements:

- All appliances with rated heating capacity up to 400 kW and boilers up to 2000 litres must comply with the requirements for environmentally compatible design, also based on minimum seasonal energy efficiency values;
- Ony appliances with heating capacity up to 70 kW and boilers up to 500 litres must also comply with maximum noise level values (for heat pumps) and energy labelling.

Kaysun's specialised systems considerably exceed the strict requirements of these directives.



## PRODUCT LABEL

It indicates the seasonal energy efficiency of a product according to a scale ranging from A+++ to D: it distinguishes heating efficiency from heating for the production of domestic hot water (DHW), reporting both in the case of products that

can provide both services. It also reports other useful information such as capacity and consumption in the various climate zones, noise levels, etc.

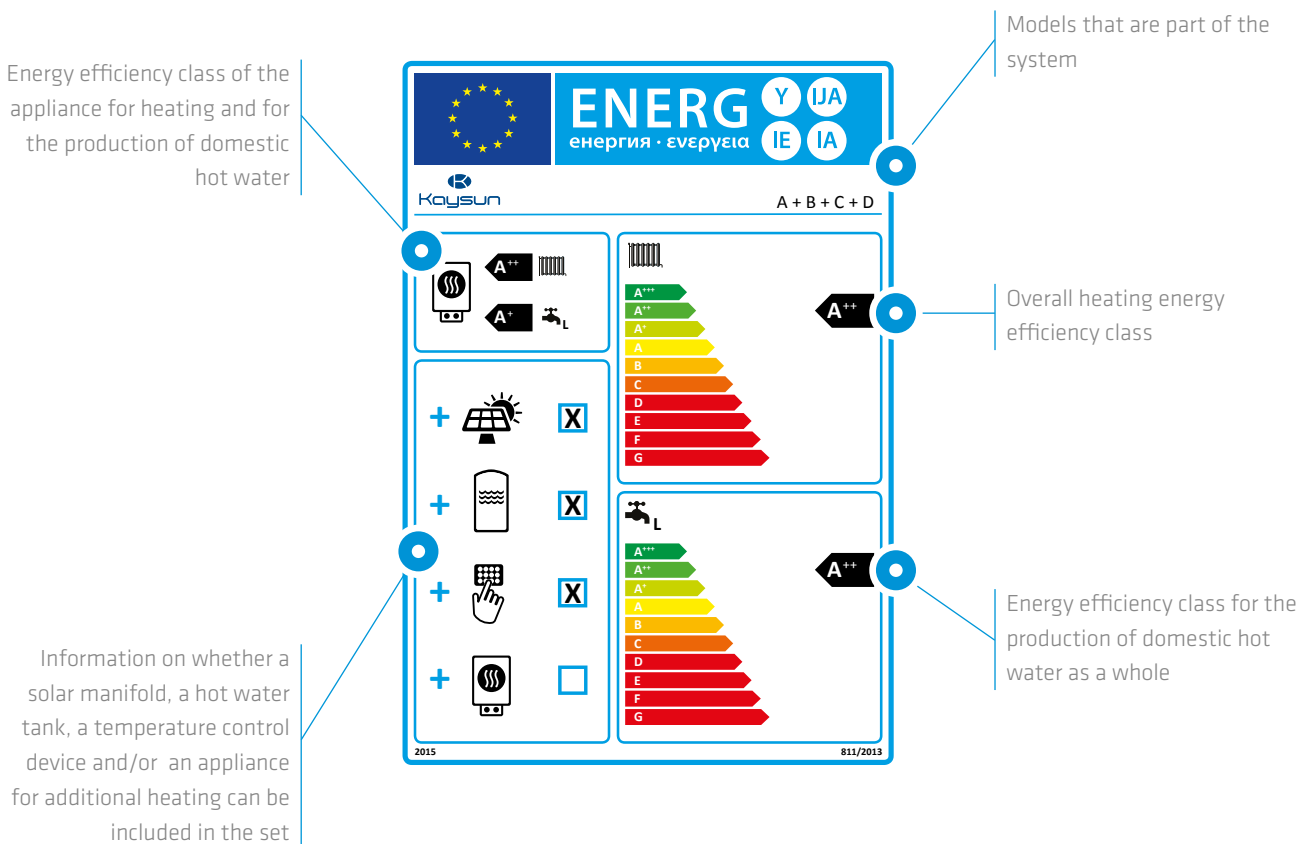
## SYSTEM LABEL

Indicates the energy efficiency for the installed system.

A system is the set of single products, in any combination, operating as a whole.

For instance, a heat pump, a boiler, a thermal solar system and electronic control for the system: if they work as a single system, their energy performance can be calculated as a combination of the individual components.

Kaysun's complete system approach, which is based on the energy benefits of controlled mechanical ventilation with thermodynamic recovery and control over the entire system, allows for higher seasonal efficiency levels compared to those required by current directives.



### Keymark

KEYMARK is a recognized brand in many European countries for providing incentives for the installation of heat pumps for heating and the production of sanitary hot water.

Countries that recognize the brand and products certificates are available at <https://keymark.eu/en/products/heatpumps/heat-pumps>









### Eurovent

Kaysun/Frigicoll participates in Certification programs EUROVENT for Residential, Fancoils, Chillers and "VRF". Products included are listed in the EUROVENT guide of certified products and on the website [www.eurovent-certification.com](http://www.eurovent-certification.com).

The schedules apply to chillers and heat pumps up to the limits determined by the purpose of each schedule.

# Suite

## Residential Product Range

SUITE 1X1			kW								
Refrig.	Range		2.0	2.6	2.8	3.5	4.2	4.8	5.2	6.2	7.1
R290	Portable p. 34					•					
	Casual p. 36			•		•			•		•
R32	Prodigy PRO p. 38			•		•			•		•
	Prodigy PRO LT p. 40			•		•					
	Onnix 2.0 p. 42			•		•			•		
	Double Flow Console p. 44			•		•		•			

MULTISYSTEM / MULTISPLIT			kW												
Refrig.	Range	N° IDU	2.0	2.6	2.8	3.5	4.2	4.8	5.2	6.2	7.1	7.8	8.0	10.5	12.0
	Outdoor units p. 48	2					•		•						
		3							•	•					
		4									•	•		•	•
		5													
	HR Outdoor units p. 51	4											•		
R32	Casual p. 52		•	•		•			•		•				
	Prodigy Pro p. 52			•		•			•		•				
	Onnix 2.0 p. 52			•		•			•						
	Double Flow Console p. 52			•		•		•							
	Cassettes 600x600 & 840x840 p. 53		•	•		•			•		•				
	Ducts p. 53		•	•		•			•		•				

# Aquatix

## Heat Pumps Range

Refrig.	Range	kW														L							
		4	6	7	8	9	10	12	14	16	18	20	22	26	30	35	80	100	150	190	240	270	300
R32	Aquantia KHPIS-BI PRO p. 66	●	●		●		●	●	●	●										○	○		
	Aquantia KHPMS-BI PRO p. 72	●	●		●		●	●	●	●													
	Aquantia KHPMS-MO p. 78	●	●		●		●	●	●	●													
	Aquantia KHPMS-MO PRO HP p. 81										●		●	●	●								
	Swimming pool HP KSWP p. 98				●		●		●		●				●								
R290	Aquantia KHP-MO HT p. 82	●	●		●		●	●	●	●													
	Aquantia KHP-MO HT HP p. 84															●	●						

● Single-Phase | ● Three-Phase | ○ To be consulted

Refrig.	Range	L								
		80	100	150	190	200	240	270	300	475
R134A	Compak p. 90				●				●	
	Compak Split p. 92					●				
R290	Wall Hung Compak p. 86	●	●	●						
	Floor Standing Compak p. 88				●				●	
	Tanks for Domestic Hot Water p. 94									

● Single-Phase | - Without power supply

# Zen

## Commercial Range

1X1 SYSTEMS		kW									
Refrig.	Range	2.6	3.5	5.2	7.1	9.0	10.5	12	14	16	
R32	Ducts p. 108	●	●	●	●	●	●	●	●	●	
	Cassette 600x600 p. 112	●	●	●							
	Superslim Cassette 840x840 p. 114				●	●	●	●	●	●	
	Floor/Ceiling p. 118			●	●		●		●	●	
	Floor Standing p. 122									●	

TWINs		kW									
Refrig.	Range	2.6	3.5	5.2	7.1	9.0	10.5	12	14	16	
R32	Ducts p. 128				●		●		●	●	
	Superslim Cassette 840x840 p. 130								●	●	
	Floor/Ceiling p. 131						●		●		



# Zen High Capacity

## Commercial Range

Refrig.	Range	Protocol	Max. static pressure	kW																		
				7	9	12	14	16	18	20	22	25	26	28	33	40	45	50	56			
R-410A	High Capacity Front Air Discharge p. 140 	S4	150 Pa										●			●						
	High Pressure Front Air Discharge p. 142 	S6/S8	400 Pa									●		●		●		●	●			●
	High Pressure Vertical Air Discharge p. 144 	S8	400 Pa														●		●			●

# Amazon

## Industrial VRF Range












OUTDOOR UNITS				kW										
Refrig.	Range	Generation	7	9	12	14	16	18	20	22	25	26	28	
R32	2 PIPES	Mini Amazon Hybrid p. 154 	S6/S8	●	●	●	●	●	●					
		Amazon Unitario FD p. 156 	S6/S8							●	●	●		●
		Amazon Modular FD p. 158 	S8											
	3 PIPES	Amazon Unitario p. 160 	S8											●
		Amazon VI p. 164 	S8											●
		Amazon IV HR p. 168 	S6								●			●

● Single-Phase | ● Three-Phase | ○ Combinable

kW															
33	40	45	50	56	61	67	78	90	95	100	150	183	200	244	270
●															
●	●	●		●	●	○	○	○	○	○	○	○	○	○	○
		●		●		●	●	●							
●	●	●		●	●	●	●	●	○	○	○	○	○	○	○
●	●	●	●	○	○	○	○	○	○	○	○				

# Amazon

## Industrial VRF Range

INDOOR UNITS				kW							
Range	Generation	Static pressure	1.5	1.7	2.2	2.8	3.6	4.5	5.6	7.1	
Ducts p. 170		S8	50 Pa		●	●	●	●	●	●	
Medium Pressure Ducts p. 172		S8	160 Pa					●		●	
High Pressure Ducts p. 174		S8	400 Pa								
Compact Cassette 600x600 p. 176		S8	30 Pa	●		●	●	●	●		
Cassette 840x840 p. 178		S8	50 Pa						●	●	
1 Way Cassette p. 180		S8	-			●		●		●	
Floor Standing p. 182		S8	-						●	●	
Wall mounted p. 184		S8	-	●	●	●	●	●	●		
Floor/Ceiling p. 186		S8	-						●		
KAHU p. 188		S6	-		●	●	●	●	●	●	
Hydraulic Module Integrated p. 190		Mini Amazon Hybrid	-								
Mini Amazon Hybrid Ducts p. 192		Mini Amazon Hybrid	-			●	●	●		●	
Mini Amazon Hybrid Cassettes p. 194		Mini Amazon Hybrid	-			●	●	●		●	
High Temperature Hydraulic Module p. 196		S6R	-								

kW													L	
8	9	10	11	12	14	16	20	25	28	40	45	56	190	240
	●			●	●	●								
							●	●	●	●	●	●		
●		●	●		●	●								
●														
	●				●									
●	●	●	●	●	●	●	●	●	●	●	●	●		
													●	●
	●		●		●									
	●		●		●									

# Nexus

## Chillers Product Range









Refrig.	Range	Version	Compressor type	kW									
				5	7	9	12	14	16	18	22	26	
R32	Minichillers Full DC Inverter R-32 p. 208 	Heat Pump	DC Inverter	●	●	●	●●	●●	●●				
	Aquantia KHPS-MO PRO HP p. 210 	Heat Pump	DC Inverter								●	●	●
R290	Aquantia KHP-MO HT HP p. 212 	Heat Pump	DC Inverter										
R32	Modular Full DC Inverter Chillers p. 214 	Heat Pump	DC Inverter										
	Modular Full DC Inverter Heat Pump p. 216 	Heat Pump	DC Inverter										

● Single-Phase | ● Three-Phase | ○ To be consulted

kW																
30	35	43	50	54	65	75	90	98	110	130	140	150	160	180	196	200
●																
●	●															
							●							●		
			●		●	●			●		●					

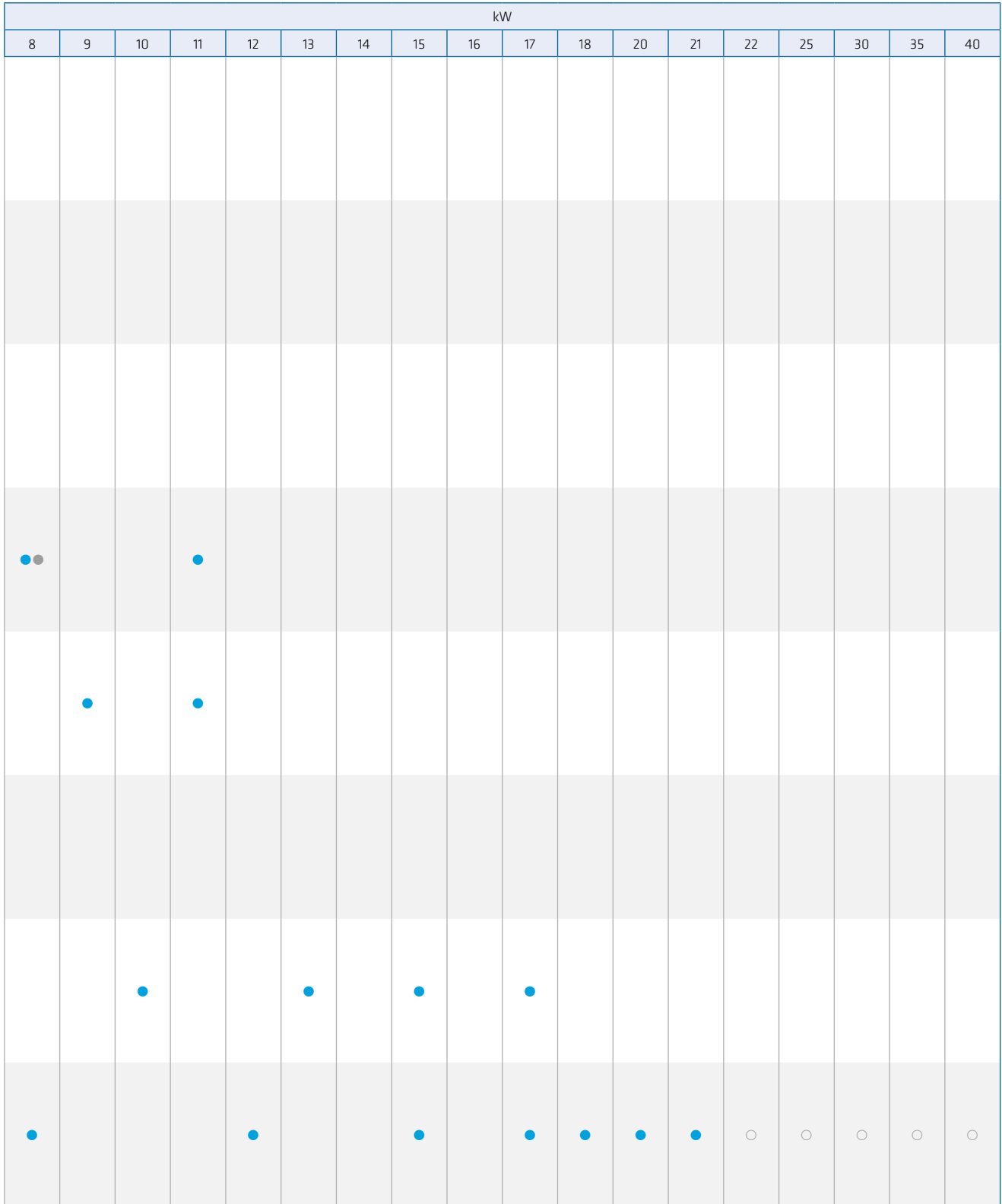
# Fancoils

## Water Terminal Units Product Range

Range	Fan	Static pressure	kW										
			1.5	2	2.5	3	3.5	4	5	6	6.5	7	
Floor/Ceiling 2nd Generation p. 226		DC	-	●				●	●				●
Wall-mounted p. 228		DC	-		●				●	●			
Cassettes 600x600 p. 230		DC	-			●	●		●				
Cassettes 840x840 p. 232		DC	-							●	●	●	
New Ducts p. 234		DC	50 Pa				●		●	●			●
Ducts p. 236		DC	50 Pa	●	●		●		●	●			
Ducts Medium Pressure p. 238		AC/ EC	120 Pa										●
Ducts High Pressure p. 240		AC/ EC	150 Pa										●



● 2 pipes | ● 4 pipes | ○ To be consulted







# IAQ

## Indoor Air Quality

AIR PURIFIERS	m <sup>2</sup>	
Range	45	85
Air purifiers KPU-350.1 p. 264 	●	
Air purifiers KPU-700.1 p. 266 		●

HEAT RECOVERY UNITS	m <sup>3</sup> /h																
Range	150	300	360	500	700	740	800	1000	1200	1400	1500	2000	2200	2300	2900	3200	4200
KRE p. 268 				●			●	●			●	●					
ERP PRO p. 270 									●				●			●	●

# Icons descriptions

## >> ENERGY



**A+ SCOP** Classification of energy efficiency according to seasonal performance for heating.



**A++ SCOP** Classification of energy efficiency according to seasonal performance for heating.



**A+ SEER** Classification of energy efficiency according to seasonal performance for cooling.



**A++ SEER** Classification of energy efficiency according to seasonal performance for cooling.



**A+++ SEER** Classification of energy efficiency according to seasonal performance for cooling.



**SCOP 4.0** The heat pump performance of a set of units exceeds SCOP 4.0.



**SCOP 4.6** The heat pump performance of a set of units exceeds SCOP 4.6.



**THERMAL SOLAR SUPPORT** Units compatible with thermal solar support for a greater installation efficiency.



**SMART GRID READY** Units with Smart Grid technology, for a greater installation efficiency.

## >> REFRIGERANT



**R-134A REFRIGERANT** The unit works with R-134A ecological refrigerant.



**R-290 REFRIGERANT** The unit works with R-290 ecological refrigerant.



**R-32 REFRIGERANT** The unit works with R-32 ecological refrigerant.



**R-410A REFRIGERANT** The unit works with R-410A ecological refrigerant.

## >> TECHNOLOGY



**DOMESTIC HOT WATER** A system that produces domestic hot water and underfloor heating.



**DC INVERTER COMPRESSOR** This feature allows to regulate the power of the compressor, providing optimum control and extremely efficient operation.



**CONDENSATION CONTROL** Allows the system to refrigerate, even with low outdoor temperatures.



**HYDRAULIC KIT** A complete, built-in hydraulic kit.



**K-ION** Active bipolar ionization technology that neutralizes viruses and bacteria.



**0-10V INPUT SIGNAL** Unit compatible with 0-10V control systems.



**CROSS FLOW RECOVERY** The unit has a high efficiency cross flow recovery.



**ROTARY RECOVERY** The unit has a high efficiency rotary recovery.



**COOLING AND HEATING** The unit is equipped with air conditioning and a heat pump.



**3D TECHNOLOGY** Triple DC inverter technology that allows a more constant temperature, high energy saving and significant energy efficiency.



**DC INVERTER EXTERNAL FAN** The unit is fitted with a DC Inverter external fan.



**DC INVERTER INTERNAL FAN** The unit is fitted with a DC Inverter internal fan.



**FREECOOLING** The unit has a freecooling function.



**DOUBLE STAGE FILTRATION** The unit has a pre-filter and discharge filter.



**PCO** Photocatalytic oxidation.



**GOLDEN FIN** High durability treatment to reduce the impact of bad weather and aggressive external environments.

## >> INSTALLATION AND SERVICE



**DRAINAGE PUMP** A system which is capable of removing condensate up to 750 mm.



**TWO COMMUNICATION WIRES** The system uses two shielded communication wires without polarity.



**ADDRESSING** The control system allows setting an address for indoor units inside the communication bus.



**HERTZ** The units can function at 50 or 60 Hz.



**TWINS** Connection system that allows the two indoor units to be combined with an outdoor unit, making installation easier and more economical.



**OUTDOOR INSTALLATION** Unit for outdoor installation.



**INDOOR INSTALLATION** Unit for indoor installation.

# Icons descriptions

## >> CONTROL



**COMPATIBLE WITH AIRZONE** Integration with Airzone control Systems



**WiFi** This unit can be controlled by a WiFi network through a smartphone application.



**SMART HOME** A feature that allows to control the air conditioning remotely with a smart phone.



**MODBUS** The unit has a Modbus output for communication with PC/ BMS.



**CONFIGURATION VIA USB PORT** The USB port allows you to configure the unit in seconds and carry out diagnostics in order to minimize start-up or maintenance time.



**ON/OFF CONTACT** The unit has an ON/OFF contact that offers the possibility of making a stop/start remotely.

## >> COMFORT



**8°C HEATING** This feature keeps the temperature in the room from dropping below 8°C by turning on the unit automatically in heat mode until it reaches 17°C.



**SELF-CLEANING** A feature of the indoor unit which automatically cleans the machine's battery so as to continue providing fresh, purified air every day.



**LOW SOUND LEVEL** New technological advances have allowed the level of sound produced by the indoor units to be reduced by up to 20 dB.



**REFRIGERANT CONTROL** A sensor on the outdoor unit and an alarm on the indoor unit's display alert the user of the detection of a possible refrigerant leak.



**SWITCH OFF DISPLAY** This feature allows switching off the display of the indoor units, if necessary.



**FOLLOW ME** A feature which changes the operating mode based on the remote controlled temperature sensor with the aim of maintaining maximum comfort.



**INTELLIGENT** This feature allows changing the operation parameters of the unit and extracting operation data.



**LED DISPLAY** The indoor unit displays the information on a digital display panel.



**ECO MODE** A control feature which reduces consumption, offering high energy efficiency thanks to automatic temperature regulation.



**NIGHT MODE** A feature of the indoor unit which reduces the sound level during the night for a more comfortable sleep.



**TURBO MODE** This feature reaches the selected temperature within a very short time.



**MUTE** This feature allows permanently cancelling the indoor unit alarm beeper.



**WEEKLY PROGRAMMER** A control feature which schedules when the unit will turn on/shut off according to the day and time during the week.



**SILENCE MODE** A function of the indoor unit that reduces sound pressure using the lowest speed of the fans.



**STAND BY** The "standby mode" feature allows 80% energy saving with only 1W consumption by the LED display.



**TOUCH SENSITIVE KEYS** The keys of the remote control are touch sensitive.



**INDEPENDENT BLADES** The unit allows the 4 blades of the panel to be managed independently.



**SOUND LEVEL REDUCTION POSSIBILITY** By means of a 20mm sandwich panel we are able to reduce the sound level of medium and high pressure ducted fan coils.



**HIGH PRODUCTION TEMPERATURE 65** Leaving water temperature up to 65°C



**HIGH PRODUCTION TEMPERATURE 75** Leaving water temperature up to 75°C

## >> AIR DISTRIBUTION



**MULTIPLE AIR INLETS** This unit is fitted with four air return inlets: upper inlet, lower inlet, right inlet and left inlet.



**FRESH AIR SUPPLY** "X %" of fresh air directly enters the indoor unit through an orifice.



**AIR INTAKE** The indoor unit has two possible air intakes: the upper and the rear intake.



**AUTOMATIC ADJUSTMENT OF THE BLADES** The unit has the capacity to automatically position the blades at the same angle that they were at when it was shut off the last time.



**AIR OUTLET** The unit has two air outlets: upper and lower.



**AIR OUTLET 360°** The indoor unit is capable of spreading a 360° air flow, thus providing high comfort and reaching all corners of the room.

## >> DESIGN



**COMPACT** Advances in design have reduced the size of the indoor and outdoor units without overlooking any technological details.



**MODULAR** Can be combined with other units up to power "x", by connecting the inlet and outlet pipes between units.



**SUPERSLIM** The new Superslim cassette can be fitted into any space.

## >> CERTIFICATIONS



**EUROVENT**



**KEYMARK**



**ErP** Unit that complies with the European Parliament and Council of the European Union's Directive which establishes the ecological design requirements applicable to products that use energy.

# Find out more about **Kaysun**

Learn about  
our *ranges and  
products*

Download our  
*catalogues and  
manuals*

Use our *APPS*

Discover the  
*Key Installations*  
that define us

Find your  
nearest  
*point of sale*



[www.kaysun.es](http://www.kaysun.es)



[www.frigicoll.es](http://www.frigicoll.es)



# Suite

## Residential Product Range

Suite 1x1	<b>32</b>
Portable	<b>34</b>
Casual	<b>36</b>
Prodigy PRO	<b>38</b>
Prodigy PRO LT	<b>40</b>
Onnix 2.0	<b>42</b>
Double Flow Console	<b>44</b>
Multisystem	<b>46</b>
Outdoor units	<b>48</b>
HR Outdoor units	<b>51</b>
Indoor units	<b>52</b>
Combined Systems	<b>54</b>
Compatible controls and accessories	<b>56</b>
References	<b>58</b>


# Suite 1x1

## Residential Product Range



Introducing our 1x1 residential units range. Kaysun endeavors to offer the most complete range suitable for any type of aesthetic and requirement. Contributing to the maximum well-being of the user, at the vanguard of innovation and with a proposal that meets all of the requirements of the market and contains developments that constitute pioneering advances in the sector.

The residential range units comply with the ErP (energy-related products) directive of the EU, offering SCOP values from A to A+++. The brand wishes to consolidate its position in the market by offering products with a seasonal energy efficiency under heat mode that are even higher than 4.6 in SCOP for some of its models. Therefore, we not only observe the current directives on energy efficiency, but future directives as well.



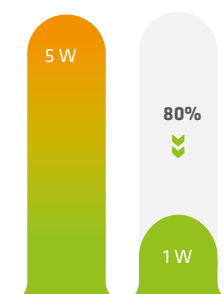
### ECO mode

The system self-regulates based on changes in outdoor temperature and the energy requirements of the installation or home in order to provide the optimum results at all times.



### Golden Fin

Fin protection is important in all heat exchangers. The Golden Fin technology is more resistant to oxidation and corrosion than ordinary blue fins from traditional condensers. It can effectively prevent bacteria from breeding and spreading and withstand corrosive elements.



### 1 W is standby in mode

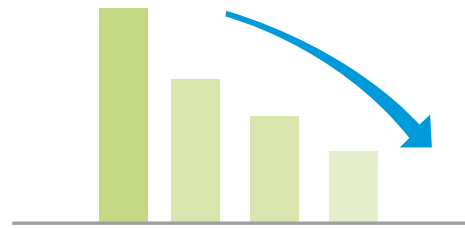
1x1 Kaysun units only consume 1W/hour in standby mode. This consumption is up to 80% less than any other conventional units. This translates into great energy savings for the end user.





**WiFi**

It is possible to control Kaysun units through tablet or smartphone. Without the need of any additional component and through a simple configuration the units can be remotely managed, with multiple options like a weekly scheduled.



**Low consumption equipment**

Kaysun, in its search for efficiency, comfort and energy savings, only assembles components in its units that have the appropriate characteristics to achieve this goal. The main component is the Double Rotary DC Inverter Compressors to ensure minimum consumption and maximum performance.




**Twin Rotary DC Inverter Compressor**

Outdoor units of SUITE range have a Double Rotary DC Inverter Compressor (also known as Twin Rotary). Its design, with high-efficiency and reduced dimensions, reduces vibrations during operation and, consequently, the noise level of the outdoor unit. In addition, it allows greater regulation of capacity and comfort.



**High-efficiency fan blades and air passage**

Based on bionic principles, Kaysun's optimized fan blade design can effectively work against airflow resistance and reduce noise. Together with the optimised air passage, it delivers the same airflow volume with 30% less energy consumption.




**Dual filter**

Dual filtration system thoroughly eliminates harmful substances, providing fresh and clean air for you. The first density pre filter can effectively prevent airborne particles. The second active carbon filter traps dangerous gases and annoying odors.



**R-32 refrigerant**

R-32 is the evolution of traditional R-410A refrigerant, but with a lower global heating coefficient, and therefore, much more ecological. R-32 also achieves greater energy efficiency meaning a better machine performance and energy savings for the user.



## Portable

Thanks to its mobility and ease of transport, the Kaysun portable air conditioning unit guarantees comfort anywhere in the home. Units do not require installation; available in cooling mode only. A climate control option without any installation.




### Kit for window included

Continuing along the lines of ease of use, the included kit can be fitted to different window sizes, so you don't have to worry about anything.



### 24-hour programmer

All units in the range have a 24-hour programmable timer. It allows you to program the equipment to turn on and off throughout the day.



### Dual filter

The indoor filter system allows the elimination of bacteria, viruses, allergens, dust and unpleasant odours.



### Easy to transport

All the units have wheels so they can be easily transported.



### Economy mode

With the Economy mode the unit can work with minimum consumption while maintaining the confort in every room.



KID-03  
Standard



- R-290  
REFRIGERANT
- FOLLOW ME
- LED DISPLAY
- NIGHT MODE
- STAND BY
- COMPACT

FOR COMPATIBLE CONTROLS AND ACCESSORIES SEE PAGE 56

Model		KP-35 CP11
Cooling capacity rated	kW	3.5
Cooling input rated	W	1350
Air flow low / medium / high	m <sup>3</sup> /h	355 / 370 / 420
Sound pressure low / medium / high	dB(A)	50.4 / 50.8 / 52
Sound power level	dB(A)	63
Width / Height / Depth	mm	467 / 765 / 397
Net weight	kg	32.5
Power supply	V/ph/Hz	220-240/1/50
Type refrigerant		R-290

**Cooling and heating capacity. Cooling and heating input. Energy efficiency:** The energy coefficients are calculated under standard conditions. The actual operation conditions depend on the place in which the equipment has been installed and the use made of it.

**Sound pressure:** Measurement of the sound pressure is taken using an anechoic chamber at a distance of 1 m from the machine.



## Casual

With a simple elegant design, the outstanding feature of the Kaysun Casual unit is its price/performance ratio. It incorporates all Kaysun technology, with the most affordable price point in the range.



### **New 2,0kW model for Multi systems and redesigned 2,6 unit for 1x1**

The design of the indoor unit KAY-CF 26 DR12 has got smaller and more compact. Moreover, the 2,0kW unit has been introduced to be used in multi systems, with the same smaller dimensions.




### **Golden Fin**

Fin protection is important in all heat exchangers. The Golden Fin technology is more resistant to oxidation and corrosion than ordinary blue fins from traditional condensers. It can effectively prevent bacteria from breeding and spreading and withstand corrosive elements.



### **Reliable and durable**

With refrigerant leakage detection, the system will stop operation automatically to ensure safety once the refrigerant leakage is detected. This feature, in addition to its insulated, fireproof electric control box, makes this unit a truly reliable, intelligent choice.



### **Dual filter**

The first density pre filter can effectively prevent airborne particles. The second active carbon filter traps dangerous gases and annoying odors.



### **Smart Home**

Control the unit from anywhere through the NetHOME Plus APP. Voice control is also available on Amazon Alexa and Google Home.



KID-05.3 S  
Standard



FOR COMPATIBLE CONTROLS AND ACCESSORIES SEE PAGE 56

Set model		AKAY-C 26 DR12	AKAY-C 35 DR12	AKAY-C 52 DR12	AKAY-C 71 DR12
Cooling capacity rated	kW	2.64	3.52	5.28	7.03
Cooling capacity min. / max.	kW	0.91 / 3.4	1.11 / 4.16	1.81 / 6.16	2.08 / 7.91
Heating capacity rated	kW	2.93	3.81	5.57	7.33
Heating capacity min. / max.	kW	0.82 / 3.37	1.08 / 4.22	1.29 / 6.74	1.61 / 7.91
Cooling input rated	W	800	1210	1550	2600
Cooling input min. / max.	W	100 / 1240	130 / 1580	140 / 2300	420 / 3150
Heating input min. / max.	W	120 / 1200	100 / 1680	220 / 2350	300 / 2750
SEER		6.2 - A++	6.1 - A++	7.4 - A++	6.1 - A++
SCOP		4 - A+	4 - A+	4 - A+	4 - A+
Communication wiring	mm <sup>2</sup>	(4+T)x1,5	(4+T)x1,5	(4+T)x1,5	(4+T)x2,5
<b>&gt; Outdoor unit</b>		<b>KAE-C 26 DR11</b>	<b>KAE-C 35 DR11</b>	<b>KAE-C 52 DR11</b>	<b>KAE-C 71 DR11</b>
Air flow	m <sup>3</sup> /h	1750	1800	2100	3500
Sound pressure	dB(A)	56	56	56	59
Sound power level	dB(A)	60	63	63	67
Width / Height / Depth	mm	720 / 495 / 270	720 / 495 / 270	805 / 554 / 330	890 / 673 / 342
Net weight	kg	23.2	23.2	32.7	42.9
Power supply	V/ph/Hz	220-240/1/50	220-240/1/50	220-240/1/50	220-240/1/50
Power wiring	mm <sup>2</sup>	(2+T)x1,5	(2+T)x1,5	(2+T)x1,5	(2+T)x2,5
<b>&gt; Indoor unit</b>		<b>KAY-CF 26 DR12</b>	<b>KAY-CF 35 DR12</b>	<b>KAY-CF 52 DR12</b>	<b>KAY-CF 71 DR12</b>
Air flow low / medium / high	m <sup>3</sup> /h	259 / 333 / 434	325 / 430 / 540	540 / 680 / 840	662 / 817 / 980
Sound pressure low / medium / high	dB(A)	25 / 31 / 38	25 / 34.5 / 40.5	26 / 36 / 42.5	36 / 40.5 / 45
Sound power level	dB(A)	50	55	56	59
Width / Height / Depth	mm	715 / 285 / 194	805 / 285 / 194	957 / 302 / 213	1040 / 327 / 220
Net weight	kg	7	7.6	10	12.3
<b>&gt; Refrigerant</b>					
Type refrigerant		R-32	R-32	R-32	R-32
Refrigerant charge	kg	0.55	0.55	1.08	1.42
Liquid / Gas pipe diameter	inch	1/4" / 3/8"	1/4" / 3/8"	1/4" / 1/2"	3/8" / 5/8"
Piping total length	m	25	25	30	50
Vertical piping max. length	m	10	10	20	25
<b>&gt; Working range</b>					
Outdoor ambient temperature for cooling min. / max.	°C	-15 / 50	-15 / 50	-15 / 50	-15 / 50
Outdoor ambient temperature for heating min. / max.	°C	-15 / 24	-15 / 30	-15 / 30	-15 / 30

**Cooling and heating capacity. Cooling and heating input. Energy efficiency:** The energy coefficients are calculated under standard conditions. The actual operation conditions depend on the place in which the equipment has been installed and the use made of it.

**Sound pressure:** Measurement of the sound pressure is taken using an anechoic chamber at a distance of 1 m from the machine.

**Supplementary charge:** The initial charge of the machines is valid for the first 5 m (liquid line). A supplementary charge of 0.012 kg/m is required for greater distances per each additional metre.

**NOTE:** Before installing these units, current legislation regarding refrigerant gases must be consulted.



# Prodigy PRO

Prodigy Pro wall unit arrives as the most efficient unit in the Suite range, with a A+++ cooling efficiency in ALL models (from 2,6 to 7,1kW). The definitive Split delivered to you by Kaysun.



## 🔗 Highest efficiency for the whole range

Are you tired of installing 5,2 and 7,1kW indoor units with A++ efficiency? Try out our Prodigy Pro where all the units achieve the maximum A+++ efficiency.



## 🔗 Multifunction board (Optional)

The unit can be controlled from a wired controller, or connected to a centralised controller, BMS, or external compatible controllers (as Airzone).



## 🔗 Up to 5cm to the ceiling

Due to the air intake's enlargement design, the unit works smoothly and with low noise being even very close to the ceiling (up to 5cm).



### ECO Mode

This technology enables energy savings in Economic mode vs. Automatic mode.

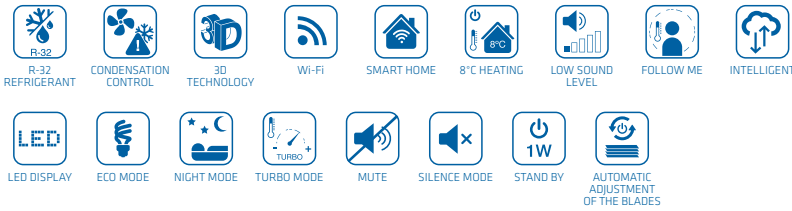


### Smart Home

Control the unit from anywhere through the NetHOME Plus APP. Voice control is also available on Amazon Alexa and Google Home.



KID-06 S  
Standard



FOR COMPATIBLE CONTROLS AND ACCESSORIES SEE PAGE 56

Set model		AKAY-P 26 DR11	AKAY-P 35 DR11	AKAY-P 52 DR11	AKAY-P 71 DR11
Cooling capacity rated	kW	2.73	3.52	5.28	7.04
Cooling capacity min. / max.	kW	1.32 / 3.81	1.32 / 3.96	3.75 / 6.13	2.11 / 8.21
Heating capacity rated	kW	3.14	3.96	5.57	7.33
Heating capacity min. / max.	kW	1.32 / 3.96	0.88 / 4.55	2.58 / 6.77	1.55 / 8.21
Cooling input rated	W	619	925	1320	1760
Cooling input min. / max.	W	130 / 1200	130 / 1250	590 / 1780	420 / 3200
Heating input min. / max.	W	120 / 1400	120 / 1450	940 / 1700	300 / 3100
SEER		9.5 - A+++	8.5 - A+++	8.5 - A+++	8.5 - A+++
SCOP		4.6 - A++	4.6 - A++	4.3 - A+	4.2 - A+
Communication wiring	mm <sup>2</sup>	(4+T)x1,5	(4+T)x1,5	(4+T)x1,5	(4+T)x2,5
<b>&gt; Outdoor unit</b>		<b>KAE-26 DR9</b>	<b>KAE-35 DR9</b>	<b>KAE-P 52 DR9</b>	<b>KAE-P 71 DR9</b>
Air flow	m <sup>3</sup> /h	2150	2200	3500	3500
Sound pressure	dB(A)	55	55	56	58.5
Sound power level	dB(A)	57	59	65	68
Width / Height / Depth	mm	765 / 555 / 303	765 / 555 / 303	890 / 673 / 342	890 / 673 / 342
Net weight	kg	26.4	26.4	38.8	45.6
Power supply	V/ph/Hz	220-240/1/50	220-240/1/50	220-240/1/50	220-240/1/50
Max. intensity	A	10	10	13	19
Power wiring	mm <sup>2</sup>	(2+T)x1.5	(2+T)x1.5	(2+T)x1.5	(2+T)x2.5
<b>&gt; Indoor unit</b>		<b>KAY-P 26 DR12</b>	<b>KAY-P 35 DR12</b>	<b>KAY-P 52 DR12</b>	<b>KAY-P 71 DR12</b>
Air flow low / medium / high	m <sup>3</sup> /h	280 / 360 / 530	290 / 380 / 560	400 / 580 / 685	379 / 724 / 1.092
Sound pressure silence	dB(A)(x1)	20	21	22	21
Sound pressure low / medium / high	dB(A)	21.5 / 32 / 40	22 / 34 / 41	23 / 35 / 41	33 / 40 / 44.5
Sound power level	dB(A)	55	55	59	65
Width / Height / Depth	mm	857 / 300 / 231	857 / 300 / 231	1024 / 321 / 246	1197 / 371 / 280
Net weight	kg	10.2	10.2	12.3	20
<b>&gt; Refrigerant</b>					
Type refrigerant		R-32	R-32	R-32	R-32
Refrigerant charge	kg	0.62	0.62	1.1	1.5
Liquid / Gas pipe diameter	inch	1/4" / 3/8"	1/4" / 3/8"	1/4" / 1/2"	3/8" / 5/8"
Piping total length	m	25	25	30	50
Vertical piping max. length	m	10	10	20	25
<b>&gt; Working range</b>					
Outdoor ambient temperature for cooling min. / max.	°C	-15 / 50	-15 / 50	-15 / 50	-15 / 50
Outdoor ambient temperature for heating min. / max.	°C	-15 / 24	-15 / 24	-15 / 24	-15 / 24

**Cooling and heating capacity. Cooling and heating input. Energy efficiency:** The energy coefficients are calculated under standard conditions. The actual operation conditions depend on the place in which the equipment has been installed and the use made of it.

**Sound pressure:** Measurement of the sound pressure is taken using an anechoic chamber at a distance of 1 m from the machine.

**Supplementary charge:** The initial charge of the machines is valid for the first 5 m (liquid line). A supplementary charge of 0.012 kg/m is required for greater distances per each additional metre.

**NOTE:** Before installing these units, current legislation regarding refrigerant gases must be consulted.



# Prodigy PRO LT



Prodigy Pro LT unit is the ideal Split for cold weathers, giving 80% of his nominal capacity with air temperature of -20°C. Also keeping the A+++ cooling efficiency for the whole range.



## 🔗 Highest efficiency for the whole range

Are you tired of installing 5,2 and 7,1kW indoor units with A++ efficiency? Try out our Prodigy Pro where all the units achieve the maximum A+++ efficiency.



## 🔗 Extrem temperatures

The unit performance is guaranteed at -30°C thanks to its bigger heat exchanger, the additional heating belt and the heating element for the condensate tray.



## 🔗 Up to 5cm to the ceiling

Due to the air intake's enlargement design, the unit works smoothly and with low noise being even very close to the ceiling (up to 5cm).



### ECO Mode

This technology enables energy savings in Economic mode vs. Automatic mode.



### Smart Home

Control the unit from anywhere through the NetHOME Plus APP. Voice control is also available on Amazon Alexa and Google Home.





KID-06 S  
Standard

- R-32 REFRIGERANT
- CONDENSATION CONTROL
- 3D TECHNOLOGY
- WI-FI
- SMART HOME
- 8°C HEATING
- LOW SOUND LEVEL
- FOLLOW ME
- INTELLIGENT
- LED DISPLAY
- ECO MODE
- NIGHT MODE
- TURBO MODE
- MUTE
- SILENCE MODE
- STAND BY
- AUTOMATIC ADJUSTMENT OF THE BLADES

FOR COMPATIBLE CONTROLS AND ACCESSORIES SEE PAGE 56

Set model		AKAY-P 26 DR10 LT	AKAY-P 35 DR10 LT
Cooling capacity rated	kW	2.73	3.52
Cooling capacity min. / max.	kW	1.32 / 3.81	1.32 / 3.96
Heating capacity rated	kW	3.14	3.96
Heating capacity min. / max.	kW	1.32 / 3.96	0.88 / 4.55
Cooling input rated	W	619	925
Cooling input min. / max.	W	130 / 1200	130 / 1250
Heating input min. / max.	W	120 / 1400	120 / 1450
SEER		9.5 - A+++	8.5 - A+++
SCOP		4.6 - A++	4.6 - A++
Communication wiring	mm <sup>2</sup>	(4+T)x1,5	(4+T)x1,5
<b>&gt; Outdoor unit</b>		<b>KAE-P 26 DR9 LT</b>	<b>KAE-P 35 DR9 LT</b>
Air flow	m <sup>3</sup> /h	2150	2200
Sound pressure	dB(A)	55	55
Sound power level	dB(A)	57	59
Width / Height / Depth	mm	765 / 555 / 303	765 / 555 / 303
Net weight	kg	26.4	26.4
Power supply	V/ph/Hz	220-240/1/50	220-240/1/50
Max. intensity	A	10	10
Power wiring	mm <sup>2</sup>	(2+T)x1.5	(2+T)x1.5
<b>&gt; Indoor unit</b>		<b>KAY-P 26 DR12</b>	<b>KAY-P 35 DR12</b>
Air flow low / medium / high	m <sup>3</sup> /h	280 / 360 / 530	290 / 380 / 560
Sound pressure silence	dB(A)(x1)	20	21
Sound pressure low / medium / high	dB(A)	21.5 / 32 / 40	22 / 34 / 41
Sound power level	dB(A)	55	55
Width / Height / Depth	mm	857 / 300 / 231	857 / 300 / 231
Net weight	kg	10.2	10.2
<b>&gt; Refrigerant</b>			
Type refrigerant		R-32	R-32
Refrigerant charge	kg	0.62	0.62
Liquid / Gas pipe diameter	inch	1/4" / 3/8"	1/4" / 3/8"
Piping total length	m	25	25
Vertical piping max. length	m	10	10
<b>&gt; Working range</b>			
Outdoor ambient temperature for cooling min. / max.	°C	-15 / 50	-15 / 50
Outdoor ambient temperature for heating min. / max.	°C	-30 / 24	-30 / 24

**Cooling and heating capacity. Cooling and heating input. Energy efficiency:** The energy coefficients are calculated under standard conditions. The actual operation conditions depend on the place in which the equipment has been installed and the use made of it.

**Sound pressure:** Measurement of the sound pressure is taken using an anechoic chamber at a distance of 1 m from the machine.

**Supplementary charge:** The initial charge of the machines is valid for the first 5 m (liquid line). A supplementary charge of 0.012 kg/m is required for greater distances per each additional metre.

**NOTE:** Before installing these units, current legislation regarding refrigerant gases must be consulted.

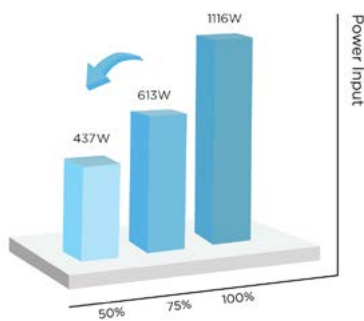


## Onnix 2.0

The new Onnix2.0 unit arrives with many improvements over its predecessor Onnix. With the new refined mirror effect and its improved features, Onnix 2.0 is undoubtedly one of the best options for air conditioning and decorating your home with style.


### Immersive Cooling from Head to Toe

The new wind deflector design, with a 180° radius versus approximately 70° for a traditional split, provides complete HVAC coverage. The system will automatically adjust the angle of the louvers and the speed of the fan to quickly and evenly cool the entire room.




### ECO and GEAR Mode

Onnix 2.0 include multiple modes in order to save energy.



### Energy classification A+++

With an outstanding energy classification leader in the range, the unit provide an excellent air conditioning with great energy savings, due to its reduced consumption.



### Dual filter

The first density pre filter can effectively prevent airborne particles. The second active carbon filter traps dangerous gases and annoying odors.



### Smart Home

Control the unit from anywhere through the NetHOME Plus APP. Voice control is also available on Amazon Alexa and Google Home.



KID-05.4 S  
Standard

- R-32 REFRIGERANT
- CONDENSATION CONTROL
- 3D TECHNOLOGY
- WI-FI
- SMART HOME
- 8°C HEATING
- LOW SOUND LEVEL
- FOLLOW ME
- INTELLIGENT
- LED DISPLAY
- ECO MODE
- NIGHT MODE
- TURBO MODE
- MUTE
- SILENCE MODE
- STAND BY 1W
- AUTOMATIC ADJUSTMENT OF THE BLADES

FOR COMPATIBLE CONTROLS AND ACCESSORIES SEE PAGE 56

Set model		AKAY-D 26 DR11	AKAY-D 35 DR11	AKAY-D 52 DR11
Cooling capacity rated	kW	2.64	3.52	5.28
Cooling capacity min. / max.	kW	1.03 / 3.22	1.38 / 4.31	3.39 / 5.9
Heating capacity rated	kW	2.93	3.81	5.57
Heating capacity min. / max.	kW	0.82 / 3.37	1.07 / 4.38	3.1 / 5.85
Cooling input rated	W	600	900	1600
Cooling input min. / max.	W	100 / 1260	130 / 1650	140 / 2300
Heating input min. / max.	W	110 / 1320	120 / 1500	220 / 2350
SEER		8.8 - A+++	8.5 - A+++	6.3 - A++
SCOP		4.6 - A++	4.6 - A++	4.1 - A+
Communication wiring	mm <sup>2</sup>	(4+T)x1,5	(4+T)x1,5	(4+T)x1,5
<b>&gt; Outdoor unit</b>		<b>KAE-S 26 DR9</b>	<b>KAE-S 35 DR9</b>	<b>KAE-S 52 DR9</b>
Air flow	m <sup>3</sup> /h	2200	2200	2100
Sound pressure	dB(A)	53.5	53.5	54.5
Sound power level	dB(A)	58	62	63
Width / Height / Depth	mm	765 / 555 / 303	765 / 555 / 303	805 / 554 / 330
Net weight	kg	26.4	26.4	33.5
Power supply	V/ph/Hz	220-240/1/50	220-240/1/50	220-240/1/50
Power wiring	mm <sup>2</sup>	(2+T)x1,5	(2+T)x1,5	(2+T)x1,5
<b>&gt; Indoor unit</b>		<b>KAY-D 26 DR11</b>	<b>KAY-D 35 DR11</b>	<b>KAY-D 52 DR11</b>
Air flow low / medium / high	m <sup>3</sup> /h	425 / 515 / 700	425 / 515 / 700	430 / 530 / 750
Sound pressure low / medium / high	dB(A)	21.5 / 32.5 / 40	21.5 / 32.5 / 40	33.5 / 36.5 / 41.5
Sound power level	dB(A)	53	53	54
Width / Height / Depth	mm	920 / 321 / 211	920 / 321 / 211	920 / 321 / 211
Net weight	kg	11.3	11.3	11.3
<b>&gt; Refrigerant</b>				
Type refrigerant		R-32	R-32	R-32
Refrigerant charge	kg	0.7	0.7	1.1
Liquid / Gas pipe diameter	inch	1/4" / 3/8"	1/4" / 3/8"	1/4" / 1/2"
Piping total length	m	25	25	30
Vertical piping max. length	m	10	10	20
<b>&gt; Working range</b>				
Outdoor ambient temperature for cooling min. / max.	°C	-15 / 50	-15 / 50	-15 / 50
Outdoor ambient temperature for heating min. / max.	°C	-15 / 24	-15 / 24	-15 / 24

**Cooling and heating capacity. Cooling and heating input. Energy efficiency:** The energy coefficients are calculated under standard conditions. The actual operation conditions depend on the place in which the equipment has been installed and the use made of it.

**Sound pressure:** Measurement of the sound pressure is taken using an anechoic chamber at a distance of 1 m from the machine.


**Supplementary charge:** The initial charge of the machines is valid for the first 5 m (liquid line). A supplementary charge of 0.012 kg/m is required for greater distances per each additional metre.

**NOTE:** Before installing these units, current legislation regarding refrigerant gases must be consulted.



# Double Flow Console

With its new elegant design and compact dimensions, this new version of the Double Flow Console can be adapted to all areas. Easy to install, equipped with the highest technological features and double air supply. It is possible to control it by WiFi and wired remote controller by a multifunction board.



## New design

The unit has been completely redesigned, giving it a fresh and more modern look, perfect for every situation and atmosphere. This unit is also thinner than its precursor, great to make the most of space.



## Smart Home

Ability to control the unit from anywhere using the Kaysun app. Voice control is also available on Alexa and Google Home.




## Double air supply

Using one or both of its two air outlets depending on its heating/cooling mode, the unit can cool the room more efficiently.

## ECO Mode

This technology enables energy savings in Economic mode vs. Automatic mode.



## Multifunction board (Optional)

The unit can be controlled from a wired controller, or connected to a centralised controller, BMS, or external compatible controllers (as Airzone).





FOR COMPATIBLE CONTROLS AND ACCESSORIES SEE PAGE 56

Set model		KSDA-26 DVR14-2	KSDA-35 DVR14-2	KSDA-52 DVR14-2
Cooling capacity rated	kW	2.6	3.52	4.98
Cooling capacity min. / max.	kW	0.35 / 3.07	0.76 / 4.25	2.64 / 5.57
Heating capacity rated	kW	3.07	3.81	5.28
Heating capacity min. / max.	kW	0.9 / 3.51	0.45 / 4.69	2.2 / 6.3
Cooling input rated	W	800	1000	1500
Cooling input min. / max.	W	145 / 1100	170 / 1350	650 / 1950
Heating input rated	W	1000	980	1420
Heating input min. / max.	W	300 / 1300	150 / 1300	600 / 1900
SEER		6.3 - A++	7.3 - A++	6.7 - A++
SCOP		4.1 - A+	4 - A+	4 - A+
<b>&gt; Outdoor unit</b>		<b>KUE-26 DVR14</b>	<b>KUE-35 DVR13</b>	<b>KUE-52 DVR13</b>
Air flow	m <sup>3</sup> /h	2000	2200	2100
Sound pressure	dB(A)	54	54	55
Sound power level	dB(A)	61	62	63
Width / Height / Depth	mm	765 / 555 / 303	765 / 555 / 303	805 / 554 / 330
Net weight	kg	24.6	26.6	32.5
Power supply	V/ph/Hz	220-240/1/50	220-240/1/50	220-240/1/50
Power wiring	mm <sup>2</sup>	(2+T)x1,5	(2+T)x1,5	(2+T)x1,5
<b>&gt; Indoor unit</b>		<b>KSD-26 DR14-2</b>	<b>KSD-35 DR14-2</b>	<b>KSD-52 DR14-2</b>
Air flow low / medium / high	m <sup>3</sup> /h	490 / 580 / 650	490 / 580 / 650	600 / 690 / 780
Sound pressure low / medium / high	dB(A)	27 / 34 / 37	27 / 34 / 37	32 / 38 / 41
Sound power level	dB(A)	54	54	55
Width / Height / Depth	mm	794 / 621 / 200	794 / 621 / 200	794 / 621 / 200
Net weight	kg	14.9	14.9	14.9
<b>&gt; Refrigerant</b>				
Type refrigerant		R-32	R-32	R-32
Refrigerant charge	kg	0.65	0.72	1.15
Liquid / Gas pipe diameter	inch	1/4" / 3/8"	1/4" / 3/8"	1/4" / 1/2"
Piping total length	m	25	25	30
Vertical piping max. length	m	10	10	20
<b>&gt; Working range</b>				
Outdoor ambient temperature for cooling min. / max.	°C	-15 / 50	-15 / 50	-15 / 50
Outdoor ambient temperature for heating min. / max.	°C	-15 / 24	-15 / 24	-15 / 24

Provisional data

**Cooling and heating capacity. Cooling and heating input. Energy efficiency:** Data for standard conditions. The actual operation conditions depend on the place in which the equipment has been installed and the use made of it.

**Sound pressure:** Measurement of the sound pressure is taken using a semi-anechoic chamber at a distance of 1 m from the machine.

**Power wiring:** The power wiring is up to 10 m approximately. It must be calculated more precisely for each installation.

**Supplementary charge:** The initial factory charge of the machines is valid for the first 5 m (liquid line). For greater distances, a supplementary charge is required, in accordance with the formula 0.012 kg/m × (L-5) in the liquid line is 1/4". For greater diameters, use 0.024 kg/m × (L-5).

**Compatible controllers:** The units can integrate one of the controllers from the table or the one recommended by Kaysun. For further information regarding compatibility, see the chapter on Controllers.

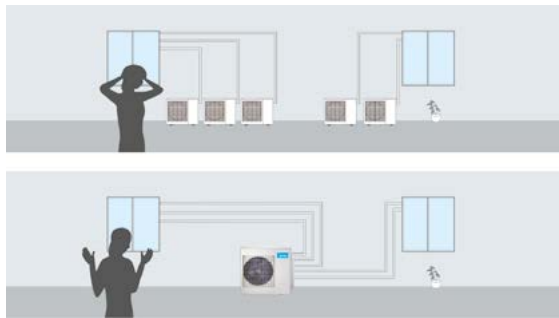
**NOTE:** Before installing these units, current legislation regarding refrigerant gases must be consulted.

# Multisystem

## Suite Multisystem



The Kaysun Multisystem range is designed to provide comfort and technology to every space. This is a flexible and versatile range that allows multiple combinations with different types of indoor units. All outdoor units are fitted with a DC Inverter compressor and fan, while all indoor units also have a DC Inverter fan. These units are the perfect solution for small spaces in which a larger scale installation is not possible.



### Installation space saving

The Multisystem units are designed to save outdoor space, as up to 5 indoor units can be connected to a single outdoor unit.



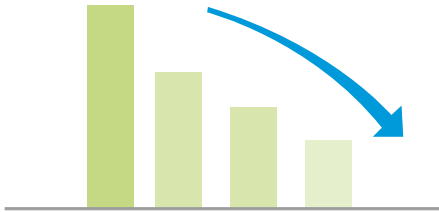
### Anti-allergen and anti-odour filters

All indoor Kaysun indoor wall units are fitted with two filters. The high-density filter that removes 80% of dust and pollen, in which the anti-dust effect is 50% greater than for a standard filter. And the active carbon filter which cleans the air of bacteria and unpleasant odours.



### R-32 Refrigerant

The Multisystem domestic range is available with R-32 refrigerant. The main characteristics of R-32 are that its atmospheric warming potential of 675 (less than that for R-410A) is more economical and is 2-9% more efficient with a lower charging volume.



### Low-power equipment

Through seeking efficiency, comfort and energy savings for the user, Kaysun only uses components in its units that meet the appropriate characteristics in order to achieve this aim. The main components are the Twin DC Rotary Inverter Compressors and the DC fans to ensure minimum consumption and maximum performance.



### DC fans

All fan motors in the Kaysun Suite units are direct current. These fans feature low power consumption, excellent efficiency and high performance, accompanied by the ideal fan running speed.



### Twin DC Rotary Inverter Compressor

The outdoor units in the Kaysun domestic range feature a Twin DC Rotary Inverter compressor. Thanks to its design, this type of high-efficiency, compact compressor reduces operating vibration and, as a consequence, the sound level of the outdoor unit. In addition, it allows greater regulation of capacity and comfort. This technology is also known as Twin Rotary.



### WiFi

It is possible to control Kaysun units via a tablet or smartphone as an option. It can be set to manage the units remotely, and programmed weekly.

### Versatility of indoor units

Apart from the wall-mounted units, within the Kaysun Multisystem range there are also cassette units, ducts, and an Air-To-Water hydraulic kit.



# Outdoor units



Model		KAM2-42 DR8	KAM2-52 DR8	KAM3-52 DR8
Cooling capacity rated	kW	4.1	5.28	5.28
Heating capacity rated	kW	4.39	5.57	5.57
Cooling input rated	W	1270	1630	1450
Heating input rated	W	1200	1500	1380
SEER		6.8 - A++	6.6 - A++	6.8 - A++
SCOP warm areas		4	4	5.1
No. indoor units		2	2	3
Compressor type		Rotary	Rotary	Rotary
Air flow	m <sup>3</sup> /h	2200	2200	2100
Sound pressure	dB(A)	57	56	57
Sound power level	dB(A)	66	63	64
Width / Height / Depth	mm	800 / 554 / 333	800 / 554 / 333	805 / 554 / 330
Net weight	kg	31.6	35.5	36.2
Power supply	V/ph/Hz	220-240/1/50	220-240/1/50	220-240/1/50
Power wiring	mm <sup>2</sup>	(2+T)x2,5	(2+T)x2,5	(2+T)x4
Communication wiring	mm <sup>2</sup>	(3+T)x2,5	(3+T)x2,5	(3+T)x2,5
<b>&gt; Refrigerant</b>				
Type refrigerant		R-32	R-32	R-32
Refrigerant charge	kg	0.9	1.25	1.5
Pre-charge meters	m	15	15	15
Liquid / Gas pipe diameter	inch	2x 1/4" / 2x 3/8"	2x 1/4" / 2x 3/8"	3x 1/4" / 3x 3/8"
Piping total length	m	40	40	60
Vertical piping max. length	m	15	15	15
Piping max. length (1 indoor unit)	m	25	25	25
Height difference between indoor units	m	10	10	10
<b>&gt; Working range</b>				
Outdoor ambient temperature for cooling min. / max.	°C	-15 / 50	-15 / 50	-15 / 50
Outdoor ambient temperature for heating min. / max.	°C	-15 / 24	-15 / 24	-15 / 24

**Cooling and heating capacity. Cooling and heating input. Energy efficiency:** The energy coefficients are calculated under standard conditions. The actual operation conditions depend on the place in which the equipment has been installed and the use made of it.

**Sound pressure:** Measurement of the sound pressure is taken using an anechoic chamber at a distance of 1 m from the machine.

**Power wiring:** The power wiring is up to 10 m approximately. It must be calculated more precisely for each installation.

**Supplementary charge:** The initial charging of the outdoor machines is valid for the first 7.5 m (liquid line). A supplementary charge of 0.012 kg/m is required for greater distances per each additional metre.

**NOTE:** Before installing these units, current legislation regarding refrigerant gases must be consulted.

**(\*):** Check availability. Models available from summer 2022, with the end of stock of the current models.





Model		KAM3-62 DR8	KAM3-78 DR8	KAM4-80 DR7
Cooling capacity rated	kW	6.15	7.91	8.2
Heating capacity rated	kW	6.59	8.21	8.79
Cooling input rated	W	1900	2450	2500
Heating input rated	W	1770	2200	2400
SEER		6.5 - A++	6.7 - A++	6.5 - A++
SCOP warm areas		4	4	4
No. indoor units		3	3	4
Compressor type		Rotary	Rotary	Rotary
Air flow	m <sup>3</sup> /h	3000	2700	3800
Sound pressure	dB(A)	57.5	54	61
Sound power level	dB(A)	66	67	69
Width / Height / Depth	mm	845 / 702 / 363	845 / 702 / 363	946 / 810 / 410
Net weight	kg	46.8	53	62.1
Power supply	V/ph/Hz	220-240/1/50	220-240/1/50	220-240/1/50
Power wiring	mm <sup>2</sup>	(2+T)x4	(2+T)x4	(2+T)x4
Communication wiring	mm <sup>2</sup>	(3+T)x2,5	(3+T)x2,5	(3+T)x2,5
<b>&gt; Refrigerant</b>				
Type refrigerant		R-32	R-32	R-32
Refrigerant charge	kg	1.4	1.72	2.1
Pre-charge meters	m	22.5	22.5	30
Liquid / Gas pipe diameter	inch	3x 1/4" / 3x 3/8"	3x 1/4" / 3x 3/8"	4x 1/4" / 3x 3/8" + 1x 1/2"
Piping total length	m	60	60	80
Vertical piping max. length	m	15	15	15
Piping max. length (1 indoor unit)	m	30	30	35
Height difference between indoor units	m	10	10	10
<b>&gt; Working range</b>				
Outdoor ambient temperature for cooling min. / max.	°C	-15 / 50	-15 / 50	-15 / 50
Outdoor ambient temperature for heating min. / max.	°C	-15 / 24	-15 / 24	-15 / 24

# Outdoor units



Model		KAM4-105 DR7	KAM5-120 DR8
Cooling capacity rated	kW	10.55	12.31
Heating capacity rated	kW	11.14	12.6
Heating capacity rated at -7°C	kW	7.33	8.54
Cooling input rated	W	3265	3800
Heating input rated	W	2840	3300
COP at -7°C		3.11	2.1
SEER		6.5 - A++	6.5 - A++
SCOP warm areas		3.8	3.7
No. indoor units		4	5
Compressor type		Rotary	Rotary
Air flow	m <sup>3</sup> /h	4000	3850
Sound pressure	dB(A)	63	61.5
Sound power level	dB(A)	68	70
Width / Height / Depth	mm	946 / 810 / 410	946 / 810 / 410
Net weight	kg	68.8	74.1
Power supply	V/ph/Hz	220-240/1/50	220-240/1/50
Power wiring	mm <sup>2</sup>	(2+T)x6	(2+T)x6
Communication wiring	mm <sup>2</sup>	(3+T)x2,5	(3+T)x2,5
<b>&gt; Refrigerant</b>			
Type refrigerant		R-32	R-32
Refrigerant charge	kg	2.1	2.9
Pre-charge meters	m	30	37.5
Liquid / Gas pipe diameter	inch	4x 1/4" / 3x 3/8" + 1x 1/2"	5x 1/4" / 4x 3/8" + 1x 1/2"
Piping total length	m	80	80
Vertical piping max. length	m	15	15
Piping max. length (1 indoor unit)	m	35	35
Height difference between indoor units	m	10	10
<b>&gt; Working range</b>			
Outdoor ambient temperature for cooling min. / max.	°C	-15 / 50	-15 / 50
Outdoor ambient temperature for heating min. / max.	°C	-15 / 24	-15 / 24

# HR Outdoor units



Model		KAM4HR-80 DR8
Cooling capacity rated	kW	8.2
Heating capacity rated	kW	8.79
Heating capacity rated at -7°C	kW	5.81
Cooling input rated	W	2261
Heating input rated	W	2160
COP at -7°C		3.1
SEER		7.2 - A++
SCOP warm areas		5.1
No. indoor units		4
Compressor type		Rotary
Air flow	m <sup>3</sup> /h	4000
Sound pressure	dB(A)	61
Sound power level	dB(A)	69
Width / Height / Depth	mm	946 / 810 / 410
Net weight	kg	64.3
Power supply	V/ph/Hz	220-240/1/50
Power wiring	mm <sup>2</sup>	(2+T)x4
Communication wiring	mm <sup>2</sup>	(3+T)x2,5
<b>&gt; Refrigerant</b>		
Type refrigerant		R-32
Refrigerant charge	kg	1.8
Pre-charge meters	m	30
Liquid / Gas pipe diameter	inch	4x 1/4" / 3x 3/8" + 1x 1/2"
Piping total length	m	80
Vertical piping max. length	m	15
Piping max. length (1 indoor unit)	m	35
Height difference between indoor units	m	10
<b>&gt; Working range</b>		
Outdoor ambient temperature for cooling min. / max.	°C	-15 / 50
Outdoor ambient temperature for heating min. / max.	°C	-15 / 24

**Cooling and heating capacity. Cooling and heating input. Energy efficiency:** The energy coefficients are calculated under standard conditions. The actual operation conditions depend on the place in which the equipment has been installed and the use made of it.

**Sound pressure:** Measurement of the sound pressure is taken using an anechoic chamber at a distance of 1 m from the machine.

**Power wiring:** The power wiring is up to 10 m approximately. It must be calculated more precisely for each installation.

**Supplementary charge:** The initial charging of the outdoor machines is valid for the first 7.5 m (liquid line). A supplementary charge of 0.012 kg/m is required for greater distances per each additional metre.

**NOTE:** Before installing these units, current legislation regarding refrigerant gases must be consulted.

**(\*):** Check availability. Models available from summer 2022, with the end of stock of the current models.

# Indoor units

KID-05.3 S  
Standard



## Casual

Model		KAY-CF 20 DR12	KAY-CF 26 DR12	KAY-CF 35 DR12	KAY-CF 52 DR12	KAY-CF 71 DR12
Cooling capacity rated	kW	205	263	3.52	5.28	7.03
Heating capacity rated	kW	264	293	3.81	5.57	7.33
Air flow low / medium / high	m <sup>3</sup> /h	259 / 333 / 439	259 / 333 / 439	325 / 430 / 540	540 / 680 / 840	662 / 817 / 980
Sound pressure low / medium / high	dB(A)	25 / 31 / 38	250 / 310 / 380	25 / 34.5 / 40.5	26 / 36 / 42.5	36 / 40.5 / 45
Sound power level	dB(A)	50	50	55	56	59
Width / Height / Depth	mm	715 / 285 / 194	715 / 285 / 194	805 / 285 / 194	957 / 302 / 213	1040 / 327 / 220
Net weight	kg	70	70	7.6	10	12.3
Communication wiring	mm <sup>2</sup>	(3+T)x2.5	(3+T)x2.5	(3+T)x2.5	(3+T)x2.5	(3+T)x2.5
Liquid / Gas pipe diameter	inch	1/4" / 3/8"	1/4" / 3/8"	1/4" / 3/8"	1/4" / 1/2"	3/8" / 5/8"

See compatibility of controllers in the range 1x1

KID-06 S  
Standard



## Prodigy Pro

Model		KAY-P 26 DR12	KAY-P 35 DR12	KAY-P 52 DR12	KAY-P 71 DR12
Cooling capacity rated	kW	2.72	3.52	5.28	7.03
Heating capacity rated	kW	3.13	3.96	5.57	7.33
Air flow low / medium / high	m <sup>3</sup> /h	280 / 360 / 530	290 / 380 / 560	400 / 580 / 685	379 / 724 / 1092
Sound pressure low / medium / high	dB(A)	21.5 / 32 / 40	22 / 34 / 41	23 / 35 / 41	33 / 40 / 44.5
Sound pressure silence	dB(A)(x1)	20.5	21	22	21
Sound power level	dB(A)	55	55	59	65
Width / Height / Depth	mm	857 / 300 / 231	857 / 300 / 231	1024 / 321 / 246	1197 / 371 / 280
Net weight	kg	10.2	10.2	12.3	20
Communication wiring	mm <sup>2</sup>	(3+T)x2.5	(3+T)x2.5	(3+T)x2.5	(3+T)x2.5
Liquid / Gas pipe diameter	inch	1/4" / 3/8"	1/4" / 3/8"	1/4" / 1/2"	3/8" / 5/8"

See compatibility of controllers in the range 1x1

KID-05.4 S  
Standard



## Onnix 2.0

Model		KAY-D 26 DR11	KAY-D 35 DR11	KAY-D 52 DR11
Cooling capacity rated	kW	2.63	3.52	5.28
Heating capacity rated	kW	2.93	3.81	5.57
Air flow low / medium / high	m <sup>3</sup> /h	425 / 515 / 700	425 / 515 / 700	430 / 530 / 750
Sound pressure low / medium / high	dB(A)	21.5 / 32.5 / 40	21.5 / 32.5 / 40	33.5 / 36.5 / 41
Sound power level	dB(A)	53	53	54
Width / Height / Depth	mm	921 / 321 / 211	921 / 321 / 211	921 / 321 / 211
Net weight	kg	11.3	11.3	11.3
Communication wiring	mm <sup>2</sup>	(3+T)x2.5	(3+T)x2.5	(3+T)x2.5
Liquid / Gas pipe diameter	inch	1/4" / 3/8"	1/4" / 3/8"	1/4" / 1/2"

See compatibility of controllers in the range 1x1

KID-06 S  
Standard




## Double Flow Console

Model		KSD-26 DR14-2	KSD-35 DR14-2	KSD-52 DR14-2
Cooling capacity rated	kW	3.52	3.52	5
Heating capacity rated	kW	3.81	3.81	5.28
Air flow low / medium / high	m <sup>3</sup> /h	490 / 580 / 650	490 / 580 / 650	600 / 690 / 780
Sound pressure low / medium / high	dB(A)	27 / 34 / 37	27 / 34 / 37	32 / 38 / 41
Sound power level	dB(A)	54	54	55
Width / Height / Depth	mm	794 / 621 / 200	794 / 621 / 200	794 / 621 / 200
Net weight	kg	14.9	14.9	14.9
Communication wiring	mm <sup>2</sup>	(3+T)x2.5	(3+T)x2.5	(3+T)x2.5
Liquid / Gas pipe diameter	inch	1/4" / 3/8"	1/4" / 3/8"	1/4" / 1/2"

See compatibility of controllers in the range 1x1

KID-06 S  
Standard



## Cassettes 600x600 & 840x840

Model		KCI-20 DMR15	KCI-26 DR15	KCI-35 DR15	KCI-52 DR15	KCIS-71 DR14
Cooling capacity rated	kW	2.05	2.63	3.52	5.28	7.03
Heating capacity rated	kW	2.64	2.93	3.81	5.57	7.62
Air flow low / medium / high	m <sup>3</sup> /h	330 / 520 / 620	330 / 520 / 620	330 / 520 / 620	300 / 540 / 660	1000 / 1140 / 1300
Sound pressure low / medium / high	dB(A)	31.5 / 38.5 / 42	31.5 / 38.5 / 42	31.5 / 38.5 / 42	31.5 / 41 / 44	39.5 / 42.5 / 45.5
Sound power level	dB(A)	55	55	55	59	57
Width / Height / Depth	mm	570 / 245 / 570	570 / 245 / 570	570 / 245 / 570	570 / 245 / 570	830 / 205 / 830
Net weight	kg	16.1	16.1	16.1	16.2	21.6
Communication wiring	mm <sup>2</sup>	(3+T)x2,5	(3+T)x2,5	(3+T)x2,5	(3+T)x2,5	(3+T)x2,5
Liquid / Gas pipe diameter	inch	1/4" / 3/8"	1/4" / 3/8"	1/4" / 3/8"	1/4" / 1/2"	3/8" / 5/8"
Panel; Model		KPA-03B 600x600	KPA-03B 600x600	KPA-03B 600x600	KPA-03B 600x600	LCAC KPA4-04B 840x840
Panel; Width / Height / Depth	mm	620 / 50 / 620	620 / 50 / 620	620 / 50 / 620	620 / 50 / 620	950 / 55 / 950
Panel; Net weight	kg	2.5	2.5	2.7	2.7	6

See compatibility of controllers in the range Zen

KCT-04.1 SPSWF  
Standard



## Ducts

Model		KPD-20 DR15	KPD-26 DR15	KPD-35 DR15	KPD-52 DR15	KPD-71 DR15
Cooling capacity rated	kW	2.05	2.64	3.52	5.28	7.09
Heating capacity rated	kW	2.64	2.93	3.81	6.01	8
Air flow low / medium / high	m <sup>3</sup> /h	450 / 540 / 620	450 / 540 / 620	470 / 570 / 660	650 / 780 / 900	700 / 1000 / 1200
Sound pressure low / medium / high	dB(A)	31 / 33 / 35	31 / 33 / 35	31 / 33 / 35	31 / 34 / 36.5	31 / 32.5 / 33.5
Sound power level	dB(A)	52	52	52	53	56
Max. pressure available	Pa	80	80	80	160	160
Air inlet width/height	mm	599/186	599/186	599/186	892/212	1092/212
Air outlet width/height	mm	537/152	537/152	537/152	827/178	1027/178
Width / Height / Depth	mm	700 / 200 / 506	700 / 200 / 506	700 / 200 / 506	700 / 245 / 750	1000 / 245 / 750
Net weight	kg	16.6	16.6	16.6	24.4	31.8
Communication wiring	mm <sup>2</sup>	(3+T)x2,5	(3+T)x2,5	(3+T)x2,5	(3+T)x2,5	(3+T)x2,5
Liquid / Gas pipe diameter	inch	1/4" / 3/8"	1/4" / 3/8"	1/4" / 3/8"	1/4" / 1/2"	3/8" / 5/8"

See compatibility of controllers in the range Zen

## Multi Hybrid HR

Compatible with outdoor unit KAM4HR-80 DR8



Model		KTHR-190
Width / Height / Depth	mm	504 / 1660 / 574
Net weight	kg	70
Electrical heater; Standard support	kW	2
Average climate in DHW. Energy class		A+
Average climate in DHW. SCOP,ACS / Load profile		3,40 / L
Average climate in DHW. Keymark certification. Heating time		2h30min
Refrigerant, Liquid pipe	inch	1/4"
Refrigerant, Gas pipe	inch	3/8"

For additional data check Aquatix chapter

**Cooling and heating capacity:** The energy coefficients are calculated under standard conditions. The actual operation conditions depend on the place in which the equipment has been installed and the use made of it.

**Sound pressure:** Measurement of the sound pressure is taken using an anechoic chamber at a distance of 1 m from the machine.

**Communication wiring:** The supply to the unit is made via communication wire.

**NOTE:** Before installing these units, current legislation regarding refrigerant gases must be consulted.

# Combined Systems



Outdoor model	Number of units	Combinations					
KAM2-42 DR8	One unit	2.6	3.5				
	Two units	2.0 + 2.0	2.0 + 2.6	2.0 + 3.5	2.6 + 2.6		
KAM2-52 DR8	One unit	3.5	5.2				
	Two units	2.0 + 2.0	2.0 + 2.6	2.0 + 3.5	2.0 + 5.2	2.6 + 2.6	2.6 + 3.5
KAM3-52 DR8	One unit	3.5	5.2				
	Two units	2.0 + 2.0	2.0 + 2.6	2.0 + 3.5	2.0 + 5.2	2.6 + 2.6	2.6 + 3.5
	Three units	2.0 + 2.0 + 2.0	2.0 + 2.0 + 2.6	2.0 + 2.0 + 3.5	2.0 + 2.6 + 2.6+	2.6 + 2.6 + 2.6	
KAM3-62 DR8	One unit	3.5	5.2	71			
	Two units	2.0 + 2.0	2.0 + 2.6	2.0 + 3.5	2.0 + 5.2	2.6 + 2.6	2.6 + 3.5
	Three units	2.0 + 2.0 + 2.0	2.0 + 2.0 + 2.6	2.0 + 2.0 + 3.5	2.0 + 2.6 + 2.6+	2.0 + 2.6 + 3.5	2.6 + 2.6 + 2.6
KAM3-78 DR8	One unit	5.2	71				
	Two units	2.0 + 2.0	2.0 + 2.6	2.0 + 3.5	2.0 + 5.2	2.6 + 2.6	2.6 + 3.5
	Three units	2.0 + 2.0 + 2.0	2.0 + 2.0 + 2.6	2.0 + 2.0 + 3.5	2.0 + 2.0 + 5.2	2.0 + 2.6 + 2.6+	2.0 + 2.6 + 3.5
KAM4-105 DR7	One unit	/					
	Two units	2.0 + 2.0	2.0 + 2.6	2.0 + 3.5	2.0 + 5.2	2.0 + 71	2.6 + 2.6
	Three units	2.0 + 2.0 + 2.0	2.0 + 2.0 + 2.6	2.0 + 2.0 + 3.5	2.0 + 2.0 + 5.2	2.0 + 2.0 + 71	2.0 + 2.6 + 2.6
		2.6 + 2.6 + 5.2	2.6 + 2.6 + 71	2.6 + 3.5 + 3.5	2.6 + 3.5 + 5.2	2.6 + 3.5 + 71	3.5 + 3.5 + 3.5
	Four units	2.0 + 2.0 + 2.0 + 2.0	2.0 + 2.0 + 2.0 + 2.6	2.0 + 2.0 + 2.0 + 3.5	2.0 + 2.0 + 2.0 + 5.2	2.0 + 2.0 + 2.0 + 71	2.0 + 2.0 + 2.6 + 2.6
2.0 + 2.6 + 3.5 + 5.2		2.0 + 3.5 + 3.5 + 3.5	2.0 + 3.5 + 3.5 + 5.2	2.6 + 2.6 + 2.6 + 2.6	2.6 + 2.6 + 2.6 + 3.5	2.6 + 2.6 + 2.6 + 5.2	
KAM4-80 DR7	One unit	/					
	Two units	2.0 + 3.5	2.0 + 5.2	2.0 + 71	2.6 + 2.6	2.6 + 3.5	2.6 + 5.2
	Three units	2.0 + 2.0 + 2.0	2.0 + 2.0 + 2.6	2.0 + 2.0 + 3.5	2.0 + 2.0 + 5.2	2.0 + 2.0 + 71	2.0 + 2.6 + 2.6
		2.6 + 2.6 + 5.2	2.6 + 2.6 + 71	2.6 + 3.5 + 3.5	2.6 + 3.5 + 5.2	2.6 + 3.5 + 71	3.5 + 3.5 + 3.5
	Four units	2.0 + 2.0 + 2.0 + 2.0	2.0 + 2.0 + 2.0 + 2.6	2.0 + 2.0 + 2.0 + 3.5	2.0 + 2.0 + 2.0 + 5.2	2.0 + 2.0 + 2.0 + 71	2.0 + 2.0 + 2.6 + 2.6
2.0 + 2.6 + 3.5 + 3.5		2.0 + 2.6 + 3.5 + 5.2	2.0 + 3.5 + 3.5 + 3.5	2.6 + 2.6 + 2.6 + 2.6	2.6 + 2.6 + 2.6 + 3.5	2.6 + 2.6 + 2.6 + 5.2	
KAM5-120 DR8	One unit	/					
	Two units	2.0 + 5.2	2.0 + 71	2.6 + 3.5	2.6 + 5.2	2.6 + 71	3.5 + 3.5
	Three units	2.0 + 2.0 + 2.0	2.0 + 2.0 + 2.6	2.0 + 2.0 + 3.5	2.0 + 2.0 + 5.2	2.0 + 2.0 + 71	2.0 + 2.6 + 2.6+
		2.6 + 2.6 + 5.2	2.6 + 2.6 + 71	2.6 + 3.5 + 3.5	2.6 + 3.5 + 5.2	2.6 + 3.5 + 71	3.5 + 3.5 + 3.5
	Four units	2.0 + 2.0 + 2.0 + 2.0	2.0 + 2.0 + 2.0 + 2.6	2.0 + 2.0 + 2.0 + 3.5	2.0 + 2.0 + 2.0 + 5.2	2.0 + 2.0 + 2.0 + 71	2.0 + 2.0 + 2.6 + 2.6
		2.0 + 2.6 + 2.6 + 5.2	2.0 + 2.6 + 2.6 + 71	2.0 + 2.6 + 3.5 + 3.5	2.0 + 2.6 + 3.5 + 5.2	2.0 + 2.6 + 3.5 + 71	2.0 + 3.5 + 3.5 + 3.5
		2.6 + 2.6 + 3.5 + 71	2.6 + 3.5 + 3.5 + 3.5	2.6 + 3.5 + 3.5 + 5.2	2.6 + 3.5 + 3.5 + 71	3.5 + 3.5 + 3.5 + 3.5	3.5 + 3.5 + 3.5 + 5.2
	Five units	2.0 + 2.0 + 2.0 + 2.0 + 2.0	2.0 + 2.0 + 2.0 + 2.0 + 2.6	2.0 + 2.0 + 2.0 + 2.0 + 3.5	2.0 + 2.0 + 2.0 + 2.0 + 5.2	2.0 + 2.0 + 2.0 + 2.0 + 71	2.0 + 2.0 + 2.0 + 2.6 + 2.6
		2.0 + 2.0 + 2.6 + 2.6 + 5.2	2.0 + 2.0 + 2.6 + 2.6 + 71	2.0 + 2.0 + 2.6 + 3.5 + 3.5	2.0 + 2.0 + 2.6 + 3.5 + 5.2	2.0 + 2.0 + 2.6 + 3.5 + 71	2.0 + 2.0 + 3.5 + 3.5 + 3.5
2.0 + 2.6 + 2.6 + 3.5 + 71		2.0 + 2.6 + 3.5 + 3.5 + 3.5	2.0 + 2.6 + 3.5 + 3.5 + 5.2	2.0 + 2.6 + 3.5 + 3.5 + 71	2.0 + 3.5 + 3.5 + 3.5 + 3.5	2.0 + 3.5 + 3.5 + 3.5 + 5.2	
2.6 + 2.6 + 3.5 + 3.5 + 5.2		2.6 + 2.6 + 3.5 + 3.5 + 71	2.6 + 3.5 + 3.5 + 3.5 + 3.5	2.6 + 3.5 + 3.5 + 3.5 + 5.2	3.5 + 3.5 + 3.5 + 3.5 + 3.5	3.5 + 3.5 + 3.5 + 3.5 + 5.2	
KAM4HR-80 DR8	One unit	Tank					
	Two units	Tank + 2.0	Tank + 2.6	Tank + 3.5	Tank + 5.2	Tank + 71	
	Three units	Tank + 2.0 + 3.5	Tank + 2.0 + 5.2	Tank + 2.0 + 71	Tank + 3.5 + 3.5	Tank + 3.5 + 5.2	Tank + 2.6 + 2.6
	Four units	Tank + 2.0 + 2.0 + 2.0	Tank + 2.0 + 2.0 + 2.6	Tank + 2.0 + 2.0 + 3.5	Tank + 2.0 + 2.6 + 2.6	Tank + 2.0 + 2.6 + 3.5	Tank + 2.0 + 2.6 + 5.2



# Compatible controls and accessories

- Included as standard
- Recommended
- Optional
- Not supported

For more information see Controllers section.



**Casual**

**Prodigy PRO**

## Wireless controller



KID-05.3 S



KID-06 S

## Wired controller



KCT-04.1 SPSWF  
+ FRIMB-AEPRO

## WiFi

## BMS<sup>(1)</sup>

### Modbus



K02-MODBUS + KMB-01  
 K01 MODBUS + KMB-01

### Bacnet



K01-BACNET + KMB-01  
 K05 BACNET 1 + KMB-01

### KNX



K01-KNX 1 + KMB-01

### Lonworks



K01-LON + KMB-01

## Centralised control<sup>(1)</sup>

### Touch Centralised Control



KCCT-64 I(B-A) + KMB-01  
 KCCT-64 IPS (A) + KMB-01  
 KCCT-384B IPS (A) + KMB-01  
 KCCT-384B IPS (B)+KMB-01

### Web Centralised Control



KCC-64 WEB + KMB-01

(1) All SUITE/ZEN indoor units incorporate V4+ protocol





**Onnix 2.0**



**Double Flow Console**



**Portable**



KID-05.4 S



KID-05 S



KID-03



KCT-04.1 SPSWF + FRIMB-FA2

- K02-MODBUS + FRIMB-FA2
- K01 MODBUS + FRIMB-FA2

- K01-BACNET + FRIMB-FA2
- K05 BACNET 1 + FRIMB-FA2

- K01-KNX 1 + FRIMB-FA2

- K01-LON + FRIMB-FA2

- KCCT-64 I(B-A) + FRIMB-FA2
- KCCT-64 IPS (A) + FRIMB-FA2
- KCCT-384B IPS (A) + FRIMB-FA2
- KCCT-384B IPS (B)+KMB-01

- KCC-64 WEB + FRIMB-FA2

# References

## Key Installations

The **Suite Residential Range** is present in the most common places. From apartments to hospitals, schools and universities, the comfort and technology of this range provides the well-being that all homes need.



### Viseu Residential

*Location:* Viseu (Portugal)  
*Units installed:* 1x1 and Multisystem suite  
*Capacity:* 216 kW

## Other customers that have trusted Kaysun Suite

### Hotels

- Vera Apart-Hotel (Almería)
- Sangulí Resort Salou (Tarragona)

### Schools and Universitites

- University of Salamanca (Salamanca)
- The Capuchins School (Murcia)
- María Maroto School (Murcia)
- Autism Association of Jerez (Cádiz)

### Leisure Centres

- Vals Sport - Sports Centre (Málaga)

### Hospital, Clinics and Health Centres

- Jesús Nazareno Hospital (Córdoba)
- Santomera Health Centre (Murcia)

### Business Centres and Offices

- ISOLAIS Office (Seville)

### Residences

- 51 residences in Carrión (Seville)
- 52 residences in Torreblanca (Seville)
- La Pineda Apartments (Tarragona)
- Puerto Mahón Apartments (Majorca)
- Jardines de Santa Ana Residence (Seville)

**Villa Bahia Principe**  
Residential

*Location:* Dominican Republic  
*Units installed:* Multisystem Suite  
*Capacity:* 34 kW



**Escuela Maria Maroto**  
School

*Location:* Murcia (Spain)  
*Units installed:* Multisystem Suite

**Sangulí Salou**  
Camping Resort

*Location:* Cambrils (Tarragona, Spain)  
*Units installed:* Suite 1X1





# Aquatix

## Heat Pumps Range

Aquantia KHPIS-BI PRO	66
Aquantia KHPMS-BI PRO	72
Aquantia KHPS-MO	78
Aquantia KHPS-MO PRO HP	81
Aquantia KHP-MO HT	82
Aquantia KHP-MO HT HP	84
Wall Hung Compak	86
Floor Standing Compak	88
Compak	90
Compak Split	92
Tanks for Domestic Hot Water	94
Other complements for Aquantia range	95
Swimming pool HP KSWP	98
References	100

# What are the benefits of heat pumps?

Kaysun Aquantia is an integrated system that provides heating, cooling and domestic hot water to your home. Enjoy maximum comfort throughout the year, with the high energy efficiency provided by this reversible heat pump. The system extracts the energy contained in the air to provide heating in winter, cooling in summer and hot water all year round.

Aquantia, in addition to being more environmentally-friendly and energy efficient than other systems such as boilers, can replace them or work with them side by side.



NEW

## Kaysun Aquantia



## 3-in-1 solution

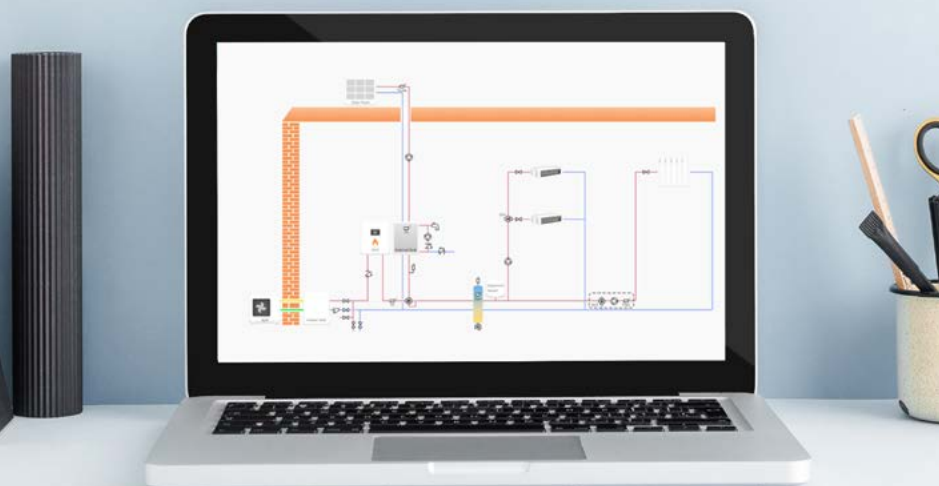


**Kaysun** has developed a new easy-to-use online software for the selection of aérothermal equipment, which allows you to select the most suitable equipment, obtaining a complete report with;

- Technical data of the unit
- Schematic diagram of principle
- Comparative vs. traditional systems
- Consumption graphs

Direct access with and without registration:

[www.kaysun-hpselection.com](http://www.kaysun-hpselection.com)





## How does an air-to-water system work?

With an air-to-water heat pump, we are able to extract heat from the ambient air and transfer it indoors to use it as heating and/or domestic hot water (DHW).

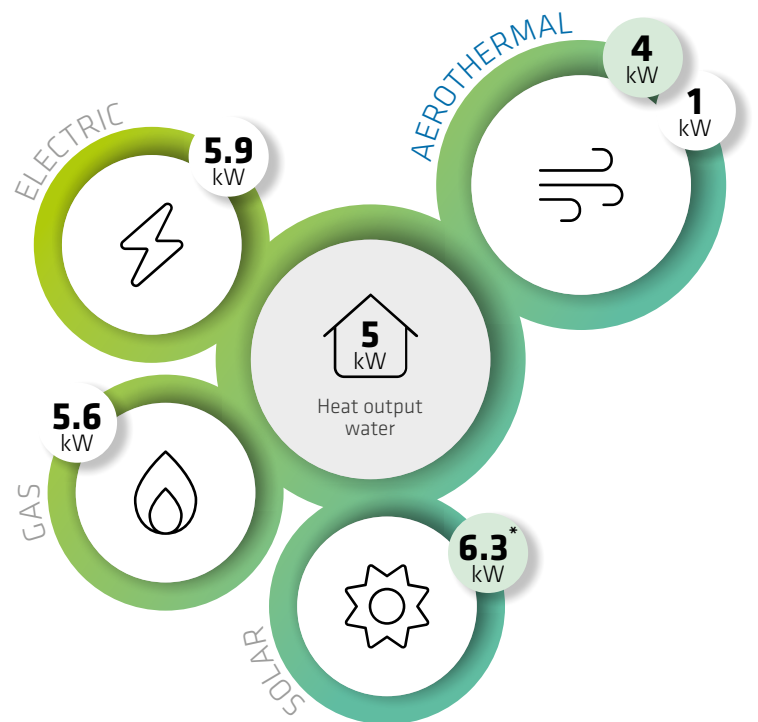
As this heat pump technology is reversible, it can be used both for **heating and DHW, and for cooling** as well.

Even if the outside temperature is cold (down to  $-25^{\circ}\text{C}$ ) or very hot (over  $+35^{\circ}\text{C}$ ), the AQUANTIA unit will perform much better than traditional systems (such as gas or oil boilers), aiding the payback of the new installation.

With Air-to-water heat pumps, we can capture around 4 kWh of **free energy in the air** for every 1 kWh of electrical energy used, obtaining almost 5 kWh of thermal energy at the price of only 1 kWh of electricity, thus obtaining efficiencies of almost 500%.

Other traditional systems, apart from the fact that they normally cannot offer us cooling such as AQUANTIA heat pumps, have worse performance with efficiencies of around 100% or less.

Here are some reference values:



\* Weather-dependent

○ Power input from traditional energies    ● Power input from renewable energy

# Aquantia PRO

## Main features

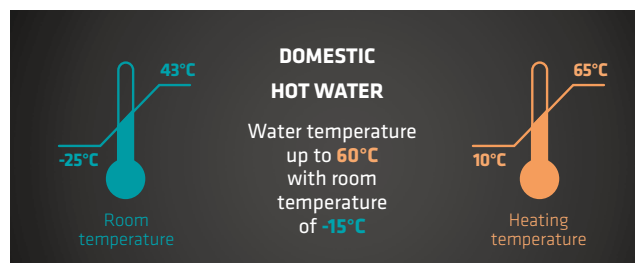


Kaysun presents its Air-Water systems, which by means of a heat pump perfectly cover the demands of air conditioning, heating and domestic hot water in your home. These highly energy efficient systems are well known for their ability to drastically reduce domestic electrical consumption. Only Kaysun can combine the latest technology and innovation to create Kaysun Aquantia, the system that provides your home with maximum comfort and energy performance throughout the year.



### Smart, flexible system

The system self-regulates based on changes in outdoor temperature and the energy requirements of the installation or home in order to provide the optimum results at all times.



### Water outlet at 65°C

With a outlet water temperature up to 65°C at an outdoor temperature of +5°C and up to 60°C with an outdoor temperature of -15°C, Aquantia PRO assures thermal comfort under any conditions in addition to an accumulation of domestic hot water at 60°C.



### R-32

The new gas R-32 reduces the necessary charge by 30%, has no effect on the ozone layer, and reduces its global warming impact by 70% in relation to its predecessor.



### Compact dimensions

The indoor units of the KHPMS-BI PRO and KHPIS-BI PRO assemblies were developed as a result of the need to adapt to domestic environments of all types with the aim of replacing existing traditional equipment such as boilers.





### Easy installation, start-up and maintenance

The new USB port allows the unit to be set in a few seconds and diagnostics to be performed in order to minimise the start-up or maintenance time.



### Full integration within Acuazone

The entire Aquantia PRO range is compatible with the Acuazone control, designed specifically for multiple zone air-to-water systems (underfloor heating, fancoils, radiators, etc...up to 32 different services). Full integration within the Airzone gateway: Wifi, Amazon Alexa, Google Assistant, BACnet, KNX, Modbus RTU, etc.



### Standards and prescription tools

The PRO range's solutions are compliant with most of European, national and regional legal frameworks to be considered a form of renewable energy and apply to grant schemes (e.g.: UK's MCS, Slovenia's EKO SKLAD, Germany's BAFA...).



### Smart Home and BMS

The wired control included allows the user to enjoy a pleasant, intuitive experience capable of satisfying zoning needs of any nature. The possibility to control and monitor an installation using the Comfort Home app via WiFi and its integration with Amazon Alexa and Google Assistant makes the user experience even more enjoyable and, above all, efficient. Direct integration with ModBus RTU systems is also available.



#### ErP Directive

All the equipment in the Aquantia PRO range are equipped with the Smart Grid protocol as standard, with the aim of achieving the best compromise between comfort and savings on bills.



#### HP Keymark certification

The Aquantia PRO and Compak range solutions have HP Keymark certification. All technical specifications are certified to meet the most rigorous standards.

# Aquantia KHPIS-BI PRO

## Aquantia Bibloc Integrated




The KHPIS-BI PRO assembly is the **integrated multitask solution** from the Aquantia PRO range that provides thermal comfort in domestic environments where a lack of space could be a problem and it is necessary to integrate the installation within the design of the home. Thanks to the possibility of discharging water up to 65°C with an external temperature of 5 °C, it can provide heating via **high-efficiency radiators, fancoils and underfloor heating, and accumulate domestic hot water at 60°C** (integrated 190 or 240 litre tank), or even work in cooling mode. The new USB port allows the settings of a unit to be replicated in a few seconds in order to **minimise the start-up or maintenance time**. Thanks to its special

design, the unit is so silent that when operating it could be confused with the typical sounds of a natural setting. The use of top-quality components provides the KHPIS-BI PRO with the **highest possible ratings under the ErP directive** and the ability to be considered as a renewable energy system. Its performance promotes energy saving, care of the planet and savings on bills. The wired control included with the indoor unit **allows the user to enjoy a pleasant, intuitive experience** capable of satisfying all manner of needs and zoning. The possibility to control and monitor an installation using the Comfort Home app makes the user experience even more enjoyable and, above all, efficient.



### 100% integrable

With its 600x600 surface, the indoor unit of the KHPIS-BI PRO assembly can be integrated within bathroom, kitchen and spare room furniture.



### Efficiency and durability

The integrated indoor unit of the KHPIS-BI PRO assembly has an integrated stainless steel tank for domestic hot water fully insulated by a 4.5 cm polymer layer.



Set model		KHPIS-BI 4 PRO L	KHPIS-BI 4 PRO XL	KHPIS-BI 6 PRO L	KHPIS-BI 6 PRO XL
Heating capacity / COP (A+7°C / W+35°C)	kW	4.25 / 5.20	4.25 / 5.20	6.20 / 5.00	6.20 / 5.00
Heating capacity / COP (A+7°C / W+55°C)	kW	4.40 / 2.95	4.40 / 2.95	6.00 / 3.00	6.00 / 3.00
Heating capacity / COP (A-7°C / W+35°C)	kW	4.70 / 3.10	4.70 / 3.10	6.00 / 3.00	6.00 / 3.00
Heating capacity / COP (A-7°C / W+55°C)	kW	4.00 / 1.95	4.00 / 1.95	5.15 / 2.00	5.15 / 2.00
Cooling capacity / EER (A+35°C / W+18°C)	kW	4.50 / 5.55	4.50 / 5.55	6.55 / 4.90	6.55 / 4.90
Cooling capacity / EER (A+35°C / W+7°C)	kW	4.70 / 3.45	4.70 / 3.45	7.00 / 3.00	7.00 / 3.00
Average heating climate (W+35°C / W+55°C). $\eta_s$		191 / 130	191 / 130	195 / 138	195 / 138
Average heating climate (W+35°C / W+55°C). SCOP		4.85 / 3.31	4.85 / 3.31	4.95 / 3.52	4.95 / 3.52
Average heating climate (W+35°C / W+55°C). Energy class		A+++ / A++	A+++ / A++	A+++ / A++	A+++ / A++
Warm heating climate (W+35°C / W+55°C). $\eta_s$		254 / 162	254 / 162	258 / 165	258 / 165
Warm heating climate (W+35°C / W+55°C). SCOP		6.52 / 4.14	6.52 / 4.14	6.63 / 4.19	6.63 / 4.19
Cold heating climate (W+35°C / W+55°C). $\eta_s$		159 / 102	159 / 102	165 / 111	165 / 111
Cold heating climate (W+35°C / W+55°C). SCOP		4.06 / 2.63	4.06 / 2.63	4.21 / 2.85	4.21 / 2.85
Chilling efficiency (W+7°C / W+18°C). Keymark certification. $\eta_{s,c}$		197 / 308	197 / 308	211 / 325	211 / 325
Chilling efficiency (W+7°C / W+18°C). Keymark certification. SEER		4.99 / 7.77	4.99 / 7.77	5.34 / 8.21	5.34 / 8.21
Average climate in DHW. Keymark certification. $\eta_{ACS}$		127	136	127	136
Average climate in DHW. Keymark certification. SCOP,ACS		3.10	3.34	3.10	3.34
Average climate in DHW. Keymark certification. Energy class / Thread		A+ / L	A+ / XL	A+ / L	A+ / XL
Water outlet temperature; Heating min. / max.	°C	25 / 65	25 / 65	25 / 65	25 / 65
Water outlet temperature; Cooling min. / max.	°C	5 / 25	5 / 25	5 / 25	5 / 25
Water outlet temperature; DHW min. / max.	°C	30 / 65	30 / 65	30 / 65	30 / 65
Water pipe connections		1" / 3/4"	1" / 3/4"	1" / 3/4"	1" / 3/4"
<b>&gt; Outdoor unit</b>		<b>KHP-BI 4 DVR2</b>	<b>KHP-BI 4 DVR2</b>	<b>KHP-BI 6 DVR2</b>	<b>KHP-BI 6 DVR2</b>
Width / Height / Depth	mm	1008 / 712 / 426	1008 / 712 / 426	1008 / 712 / 426	1008 / 712 / 426
Net weight	kg	58	58	58	58
Sound pressure	dB(A)	44	44	45	45
Sound power		56	56	58	58
Power supply	V/ph/Hz	220-240 / 1 / 50	220-240 / 1 / 50	220-240 / 1 / 50	220-240 / 1 / 50
Max. intensity	A	18	18	18	18
Electrical heater support	W	3000		3000	
Refrigerant, Type refrigerant		R-32	R-32	R-32	R-32
Refrigerant, Refrigerant charge	kg	1.5	1.5	1.5	1.5
Refrigerant, Max. vertical distance with outdoor unit at the top	m	30	30	30	30
Refrigerant; Max. horizontal distance	m	50	50	50	50
Refrigerant, Liquid pipe	inch	1/4"	1/4"	1/4"	1/4"
Refrigerant, Gas pipe	inch	5/8"	5/8"	5/8"	5/8"
<b>&gt; Indoor unit</b>		<b>KHPI-BI-10VR2L</b>	<b>KHPI-BI-10VR2XL</b>	<b>KHPI-BI-10VR2L</b>	<b>KHPI-BI-10VR2XL</b>
Width / Height / Depth	mm	600 / 1683 / 600	600 / 1943 / 600	600 / 1683 / 600	600 / 1943 / 600
Net weight	kg	139	155	139	155
Capacity	l	190	240	190	240
Sound power		38	38	38	38
Sound pressure rated	dB(A)	22	22	24	24
Power supply		220-240 / 1 / 50	220-240 / 1 / 50	220-240 / 1 / 50	220-240 / 1 / 50
Max. intensity	A	14.3	14.3	14.3	14.3
Backup electrical resistor	kW	3	3	3	3
Maximum pump pressure available		8.5	8.5	8.5	8.5
<b>&gt; Working range</b>					
Outdoor ambient temperature for cooling min. / max.	°C	-5 / 43	-5 / 43	-5 / 43	-5 / 43
Outdoor ambient temperature for heating min. / max.	°C	-25 / 35	-25 / 35	-25 / 35	-25 / 35
Outdoor ambient temperature for DHW min. / max.	°C	-25 / 43	-25 / 43	-25 / 43	-25 / 43

**Supplementary charge:** The initial charging is valid for the first 15 m (liquid line). For greater distances, a supplementary charge of 0.020 kg/m is required per each additional metre for models 4/6, and 0.038 kg/m per each additional metre for models 8/10/12/14/16.

(\*): The power supply for indoor units is single-phase 220-240 V/1/50 Hz.

# Aquantia KHPIS-BI PRO

## Aquantia Bibloc Integrated



Set model		KHPIS-BI 8 PRO L	KHPIS-BI 8 PRO XL	KHPIS-BI 10 PRO L	KHPIS-BI 10 PRO XL
Heating capacity / COP (A+7°C / W+35°C)	kW	8.3 / 5.2	8.3 / 5.2	10 / 5	10 / 5
Heating capacity / COP (A+7°C / W+55°C)	kW	7.5 / 3.18	7.5 / 3.18	9.5 / 3.1	9.5 / 3.1
Heating capacity / COP (A-7°C / W+35°C)	kW	7.00 / 3.20	7.00 / 3.20	8.00 / 3.05	8.00 / 3.05
Heating capacity / COP (A-7°C / W+55°C)	kW	6.15 / 2.05	6.15 / 2.05	6.85 / 2.00	6.85 / 2.00
Cooling capacity / EER (A+35°C / W+18°C)	kW	8.4 / 5.05	8.4 / 5.05	10 / 4.80	10 / 4.80
Cooling capacity / EER (A+35°C / W+7°C)	kW	7.4 / 3.38	7.4 / 3.38	8.2 / 3.3	8.2 / 3.3
Average heating climate (W+35°C / W+55°C). $\eta_s$		205 / 132	205 / 132	205 / 137	205 / 137
Average heating climate (W+35°C / W+55°C). SCOP		5.21 / 3.36	5.21 / 3.36	5.19 / 3.49	5.19 / 3.49
Average heating climate (W+35°C / W+55°C). Energy class		A+++ / A++	A+++ / A++	A+++ / A++	A+++ / A++
Warm heating climate (W+35°C / W+55°C). $\eta_s$		273 / 176	273 / 176	279 / 180	279 / 180
Warm heating climate (W+35°C / W+55°C). SCOP		6.99 / 4.47	6.99 / 4.47	7.12 / 4.58	7.12 / 4.58
Cold heating climate (W+35°C / W+55°C). $\eta_s$		170 / 112	170 / 112	170 / 116	170 / 116
Cold heating climate (W+35°C / W+55°C). SCOP		4.32 / 2.88	4.32 / 2.88	4.32 / 2.99	4.32 / 2.99
Chilling efficiency (W+7°C / W+18°C). Keymark certification. $\eta_s, c$		230 / 355	230 / 355	236 / 348	236 / 348
Chilling efficiency (W+7°C / W+18°C). Keymark certification. SEER		5.83 / 8.95	5.83 / 8.95	5.98 / 8.78	5.98 / 8.78
Average climate in DHW. Keymark certification. $\eta_s, ACS$		125	137	125	137
Average climate in DHW. Keymark certification. SCOP, ACS		3.02	3.36	3.02	3.36
Average climate in DHW. Keymark certification. Energy class / Thread		A+ / L	A+ / XL	A+ / L	A+ / XL
Water outlet temperature; Heating min. / max.	°C	25 / 65	25 / 65	25 / 65	25 / 65
Water outlet temperature; Cooling min. / max.	°C	5 / 25	5 / 25	5 / 25	5 / 25
Water outlet temperature; DHW min. / max.	°C	30 / 65	30 / 65	30 / 65	30 / 65
Water pipe connections		1" / 3/4"	1" / 3/4"	1" / 3/4"	1" / 3/4"
<b>&gt; Outdoor unit</b>		<b>KHP-BI 8 DVR2</b>	<b>KHP-BI 8 DVR2</b>	<b>KHP-BI 10 DVR2</b>	<b>KHP-BI 10 DVR2</b>
Width / Height / Depth	mm	1118 / 865 / 523	1118 / 865 / 523	1118 / 865 / 523	1118 / 865 / 523
Net weight	kg	77	77	77	77
Sound pressure	dB(A)	46	46	49	49
Sound power		59	59	60	60
Power supply	V/ph/Hz	220-240 / 1 / 50	220-240 / 1 / 50	220-240 / 1 / 50	220-240 / 1 / 50
Max. intensity	A	19	19	19	19
Electrical heater support	W	3000	3000	3000	3000
Refrigerant, Type refrigerant		R-32	R-32	R-32	R-32
Refrigerant, Refrigerant charge	kg	1.65	1.65	1.65	1.65
Refrigerant, Max. vertical distance with outdoor unit at the top	m	30	30	30	30
Refrigerant; Max. horizontal distance	m	50	50	50	50
Refrigerant, Liquid pipe	inch	3/8"	3/8"	3/8"	3/8"
Refrigerant, Gas pipe	inch	5/8"	5/8"	5/8"	5/8"
<b>&gt; Indoor unit</b>		<b>KHPI-BI-10VR2L</b>	<b>KHPI-BI-10VR2XL</b>	<b>KHPI-BI-10VR2L</b>	<b>KHPI-BI-10VR2XL</b>
Width / Height / Depth	mm	600 / 1683 / 600	600 / 1943 / 600	600 / 1683 / 600	600 / 1943 / 600
Net weight	kg	139	155	139	155
Capacity	l	190	240	190	240
Sound power		40	40	40	40
Sound pressure rated	dB(A)	22	22	22	22
Power supply		220-240 / 1 / 50	220-240 / 1 / 50	220-240 / 1 / 50	220-240 / 1 / 50
Max. intensity	A	14.3	14.3	14.3	14.3
Backup electrical resistor	kW	3	3	3	3
Maximum pump pressure available		8.5	8.5	8.5	8.5
<b>&gt; Working range</b>					
Outdoor ambient temperature for cooling min. / max.	°C	-5 / 43	-5 / 43	-5 / 43	-5 / 43
Outdoor ambient temperature for heating min. / max.	°C	-25 / 35	-25 / 35	-25 / 35	-25 / 35
Outdoor ambient temperature for DHW min. / max.	°C	-25 / 43	-25 / 43	-25 / 43	-25 / 43

**Supplementary charge:** The initial charging is valid for the first 15 m (liquid line). For greater distances, a supplementary charge of 0.020 kg/m is required per each additional metre for models 4/6, and 0.038 kg/m per each additional metre for models 8/10/12/14/16.

(\*): The power supply for indoor units is single-phase 220-240 V/1/50 Hz.



Set model		KHPIS-BI 12 PRO XL	KHPIS-BI 14 PRO XL	KHPIS-BI 16 PRO XL
Heating capacity / COP (A+7°C / W+35°C)	kW	12.10 / 4.95	14.50 / 4.70	16.0 / 4.5
Heating capacity / COP (A+7°C / W+55°C)	kW	12.00 / 3.1	13.80 / 3.00	16.0 / 2.9
Heating capacity / COP (A-7°C / W+35°C)	kW	10.00 / 3.00	12.00 / 2.85	13.10 / 2.70
Heating capacity / COP (A-7°C / W+55°C)	kW	9.80 / 2.05	11.00 / 2.05	12.50 / 2.00
Cooling capacity / EER (A+35°C / W+18°C)	kW	12.00 / 4.00	13.50 / 3.60	14.9 / 3.4
Cooling capacity / EER (A+35°C / W+7°C)	kW	11.60 / 2.75	12.70 / 2.55	14.0 / 2.45
Average heating climate (W+35°C / W+55°C). η <sub>s</sub>		189 / 135	186 / 136	182 / 133
Average heating climate (W+35°C / W+55°C). SCOP		4.81 / 3.45	4.72 / 3.47	4.62 / 3.41
Average heating climate (W+35°C / W+55°C). Energy class		A+++ / A++	A+++ / A++	A+++ / A++
Warm heating climate (W+35°C / W+55°C). η <sub>s</sub>		256 / 174	260 / 177	249 / 176
Warm heating climate (W+35°C / W+55°C). SCOP		6.53 / 4.43	6.63 / 4.49	6.33 / 4.48
Cold heating climate (W+35°C / W+55°C). η <sub>s</sub>		160 / 118	160 / 119	158 / 122
Cold heating climate (W+35°C / W+55°C). SCOP		4.08 / 3.02	4.07 / 3.05	4.02 / 3.12
Chilling efficiency (W+7°C / W+18°C). Keymark certification. η <sub>s,c</sub>		192 / 281	191 / 273	184 / 267
Chilling efficiency (W+7°C / W+18°C). Keymark certification. SEER		4.89 / 7.1	4.86 / 6.90	4.69 / 6.75
Average climate in DHW. Keymark certification. η <sub>ACS</sub>		123	123	123
Average climate in DHW. Keymark certification. SCOP <sub>ACS</sub>		3	3	3
Average climate in DHW. Keymark certification. Energy class / Thread		A+ / XL	A+ / XL	A+ / XL
Water outlet temperature; Heating min. / max.	°C	25 / 65	25 / 65	25 / 65
Water outlet temperature; Cooling min. / max.	°C	5 / 25	5 / 25	5 / 25
Water outlet temperature; DHW min. / max.	°C	30 / 65	30 / 65	30 / 65
Water pipe connections		1" / 3/4"	1" / 3/4"	1" / 3/4"
<b>&gt; Outdoor unit</b>		<b>KHP-BI 12 DVR2</b>	<b>KHP-BI 14 DVR2</b>	<b>KHP-BI 16 DVR2</b>
Width / Height / Depth	mm	1118 / 865 / 523	1118 / 865 / 523	1118 / 865 / 523
Net weight	kg	96	96	96
Sound pressure	dB(A)	50	51	55
Sound power		64	65	68
Power supply	V/ph/Hz	220-240 / 1 / 50	220-240 / 1 / 50	220-240 / 1 / 50
Max. intensity	A	30	30	30
Electrical heater support	W	3000	3000	3000
Refrigerant, Type refrigerant		R-32	R-32	R-32
Refrigerant, Refrigerant charge	kg	1.84	1.84	1.84
Refrigerant, Max. vertical distance with outdoor unit at the top	m	30	30	30
Refrigerant; Max. horizontal distance	m	50	50	50
Refrigerant, Liquid pipe	inch	3/8"	3/8"	3/8"
Refrigerant, Gas pipe	inch	5/8"	5/8"	5/8"
<b>&gt; Indoor unit</b>		<b>KHPI-BI-16VR2XL</b>	<b>KHPI-BI-16VR2XL</b>	<b>KHPI-BI-16VR2XL</b>
Width / Height / Depth	mm	600 / 1943 / 600	600 / 1943 / 600	600 / 1943 / 600
Net weight	kg	155	155	155
Capacity	l	240	240	240
Sound power		42	44	44
Sound pressure rated	dB(A)	24	25	24
Power supply		220-240 / 1 / 50	220-240 / 1 / 50	220-240 / 1 / 50
Max. intensity	A	14.3	14.3	14.3
Backup electrical resistor	kW	3	3	3
Maximum pump pressure available		8.5	8.5	8.5
<b>&gt; Working range</b>				
Outdoor ambient temperature for cooling min. / max.	°C	-5 / 43	-5 / 43	-5 / 43
Outdoor ambient temperature for heating min. / max.	°C	-25 / 35	-25 / 35	-25 / 35
Outdoor ambient temperature for DHW min. / max.	°C	-25 / 43	-25 / 43	-25 / 43

**Supplementary charge:** The initial charging is valid for the first 15 m (liquid line). For greater distances, a supplementary charge of 0.020 kg/m is required per each additional metre for models 4/6, and 0.038 kg/m per each additional metre for models 8/10/12/14/16.

(\*): The power supply for indoor units is single-phase 220-240 V/1/50 Hz.

# Aquantia KHPIS-BI PRO

## Aquantia Bibloc Integrated

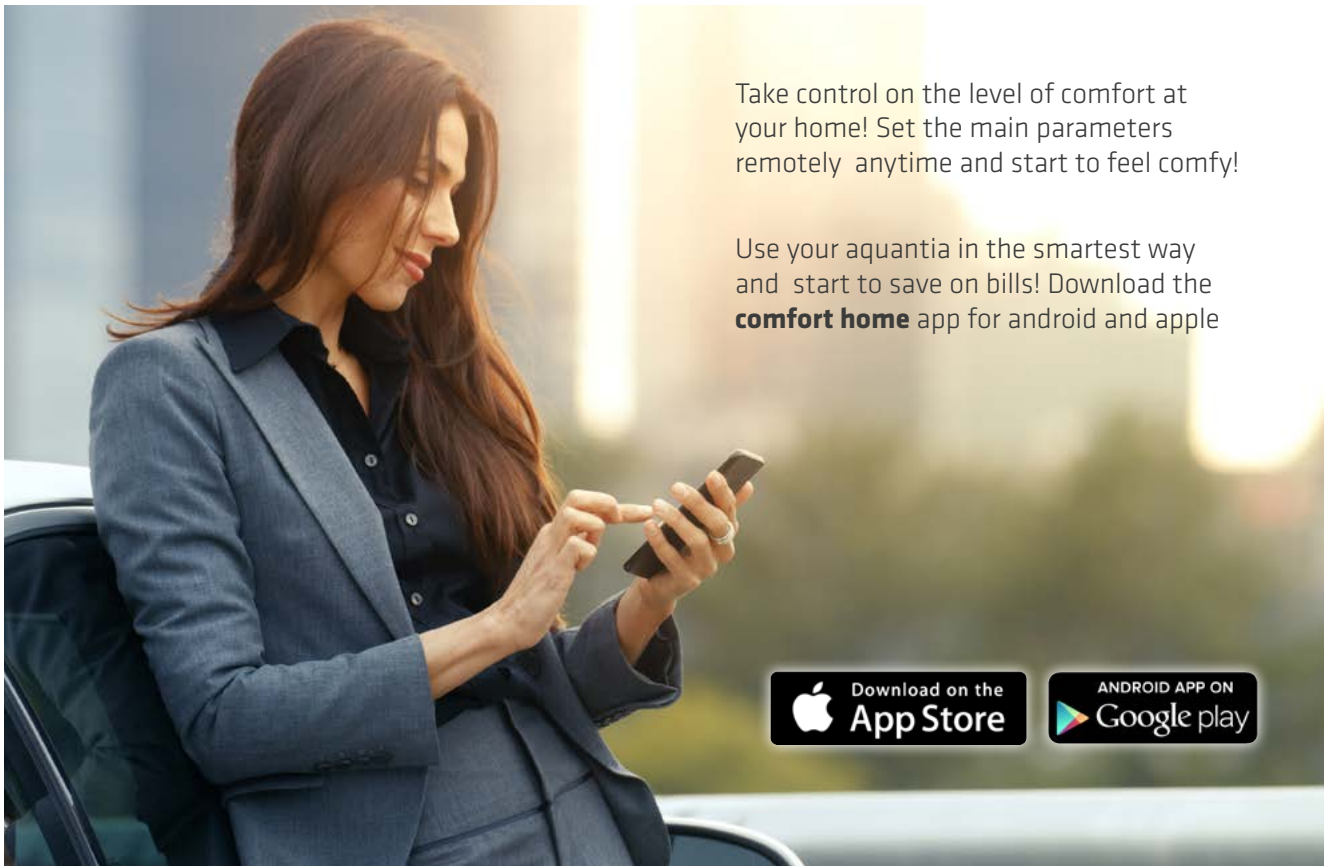


Set model		KHPIS-BI 14T PRO XL	KHPIS-BI 16T PRO XL
Heating capacity / COP (A+7°C / W+35°C)	kW	14.50 / 4.70	16.0 / 4.5
Heating capacity / COP (A+7°C / W+55°C)	kW	13.80 / 3.00	16.0 / 2.9
Heating capacity / COP (A-7°C / W+35°C)	kW	12.00 / 2.85	13.10 / 2.70
Heating capacity / COP (A-7°C / W+55°C)	kW	11.00 / 2.05	12.50 / 2.00
Cooling capacity / EER (A+35°C / W+18°C)	kW	13.50 / 3.60	14.9 / 3.4
Cooling capacity / EER (A+35°C / W+7°C)	kW	12.70 / 2.55	14 / 2.45
Average heating climate (W+35°C / W+55°C). $\eta_s$		186 / 136	182 / 133
Average heating climate (W+35°C / W+55°C). SCOP		4.72 / 3.47	4.62 / 3.41
Average heating climate (W+35°C / W+55°C). Energy class		A+++ / A++	A+++ / A++
Warm heating climate (W+35°C / W+55°C). $\eta_s$		260 / 176	248 / 176
Warm heating climate (W+35°C / W+55°C). SCOP		6.63 / 4.48	6.33 / 4.47
Cold heating climate (W+35°C / W+55°C). $\eta_s$		160 / 119	158 / 122
Cold heating climate (W+35°C / W+55°C). SCOP		4.06 / 3.05	4.02 / 3.12
Chilling efficiency (W+7°C / W+18°C). Keymark certification. $\eta_s, c$		190 / 271	184 / 265
Chilling efficiency (W+7°C / W+18°C). Keymark certification. SEER		4.83 / 6.85	4.67 / 6.71
Average climate in DHW. Keymark certification. $\eta_s, ACS$		123	123
Average climate in DHW. Keymark certification. SCOP, ACS		3	3
Average climate in DHW. Keymark certification. Energy class / Thread		A+ / XL	A+ / XL
Water outlet temperature; Heating min. / max.	°C	25 / 65	25 / 65
Water outlet temperature; Cooling min. / max.	°C	5 / 25	5 / 25
Water outlet temperature; DHW min. / max.	°C	30 / 65	30 / 65
Water pipe connections		1" / 3/4"	1" / 3/4"
<b>&gt; Outdoor unit</b>		<b>KHP-BI 14T DVR2</b>	<b>KHP-BI 16T DVR2</b>
Width / Height / Depth	mm	1118 / 865 / 523	1118 / 865 / 523
Net weight	kg	112	112
Sound pressure	dB(A)	51	55
Sound power		65	68
Power supply	V/ph/Hz	380-415 / 3 / 50	380-415 / 3 / 50
Max. intensity	A	14	14
Electrical heater support	W	3000	Adjustable 9000/6000/3000
Refrigerant, Type refrigerant		R-32	R-32
Refrigerant, Refrigerant charge	kg	1.84	1.84
Refrigerant, Max. vertical distance with outdoor unit at the top	m	30	30
Refrigerant; Max. horizontal distance	m	50	50
Refrigerant, Liquid pipe	inch	3/8"	3/8"
Refrigerant, Gas pipe	inch	5/8"	5/8"
<b>&gt; Indoor unit</b>		<b>KHPI-BI-16VR2XL</b>	<b>KHPI-BI-16VR2XL</b>
Width / Height / Depth	mm	600 / 1943 / 600	600 / 1943 / 600
Net weight	kg	155	155
Capacity	l	240	240
Sound power		42	44
Sound pressure rated	dB(A)	24	25
Power supply		220-240 / 1 / 50	220-240 / 1 / 50
Max. intensity	A	14.3	14.3
Backup electrical resistor	kW	3	3
Maximum pump pressure available		8.5	8.5
<b>&gt; Working range</b>			
Outdoor ambient temperature for cooling min. / max.	°C	-5 / 43	-5 / 43
Outdoor ambient temperature for heating min. / max.	°C	-25 / 35	-25 / 35
Outdoor ambient temperature for DHW min. / max.	°C	-25 / 43	-25 / 43

**Supplementary charge:** The initial charging is valid for the first 15 m (liquid line). For greater distances, a supplementary charge of 0.020 kg/m is required per each additional metre for models 4/6, and 0.038 kg/m per each additional metre for models 8/10/12/14/16.

(\*): The power supply for indoor units is single-phase 220-240 V/1/50 Hz.

# Aquantia PRO sets are now connected

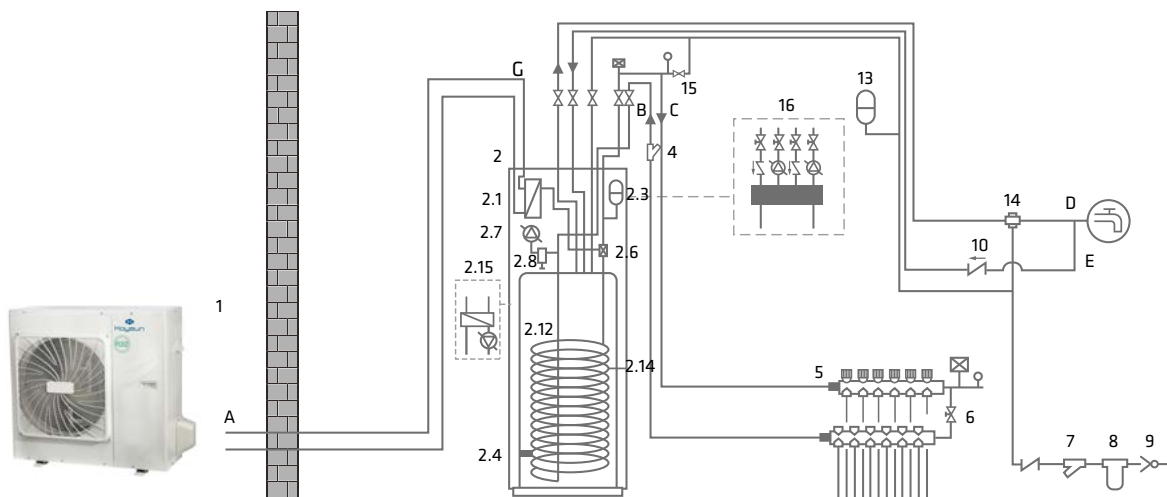


Take control on the level of comfort at your home! Set the main parameters remotely anytime and start to feel comfy!

Use your aquantia in the smartest way and start to save on bills! Download the **comfort home** app for android and apple



## KHPIS-BI PRO, simplified installation diagram



- |                          |                          |                                    |                      |
|--------------------------|--------------------------|------------------------------------|----------------------|
| 1. Outdoor unit          | 2.12. DHW tank           | 9. Pressure reducer                | A) Gas piping        |
| 2. Indoor unit           | 2.14. Backup heater DHW  | 10. Recirculation's backflow valve | B) Return            |
| 2.1. Gas-water exchanger | 2.15. PV kit             | 11. DHW expansion vessel           | C) Impulsion         |
| 2.3. Expansion vessel    | 2.15. Y filter           | 12. Thermostatic valve             | D) DHW               |
| 2.4. Security valve      | 5. Collectors            | 13. KIRE2HLX                       | E) DHW recirculation |
| 2.6. 3WV DHW             | 6. Collectors bypass     | 14. Buffer tank                    | F) Water inlet       |
| 2.7. ACS pump            | 7. DHW filter            |                                    | G) Gas               |
| 2.8. Filter              | 8. Water inlet treatment |                                    |                      |

This installation diagram a simplified version, for further information please visit our website, check the Aquatix range manuals or contact our presales department.

# Aquantia KHPMS-BI PRO

Aquantia Bibloc Wall-mounted




The KHPMS-BI PRO assembly is the **multi-task modular solution** from the Aquantia PRO range that provides thermal comfort for medium to large spaces. Thanks to the possibility of discharging water up to 65°C with an external temperature of 5°C, it can provide heating via **high-efficiency radiators, fancoils and underfloor heating, and accumulate domestic hot water at 60°C**, or even work in cooling mode. The new USB port allows the unit to be set in a few seconds and diagnostics to be performed in order to **minimise the startup or maintenance time**. Thanks to its special design, the unit is **so silent** that it could be confused with the

typical sounds of a natural setting when operating. The use of top-quality components provides the KHPMS-BI PRO with the **highest possible ratings under the ErP directive** and the ability to be considered as a renewable energy system. Its performance promotes energy saving, care of the planet and savings on bills. The wired control included with the indoor unit allows the user to **enjoy a pleasant intuitive experience** capable of satisfying all manner of needs and zoning. The possibility to control and monitor an installation using the Comfort Home app makes the user experience even more enjoyable and, above all, efficient.



## Renew the installation and save!

Minimalist design indoor unit and selected materials, perfect to replace wall gas boilers and heaters. \* The radiators are for the sole purpose of heating.



## Use patios and balconies

Just one fan for all units up to 16 kW, minimizing the used space and providing greater use of covers and patios/balconies.





Set model		KHPMS-BI 4 PRO	KHPMS-BI 6 PRO	KHPMS-BI 8 PRO
Heating capacity / COP (A+7°C / W+35°C)	kW	4,25 / 5,2	6,2 / 5	8,3 / 5,2
Heating capacity / COP (A+7°C / W+55°C)	kW	4,4 / 2,95	6 / 3	7,5 / 3,18
Heating capacity / COP (A-7°C / W+35°C)	kW	4,7 / 3,1	6 / 3	7 / 3,2
Heating capacity / COP (A-7°C / W+55°C)	kW	4 / 1,95	5,15 / 2	6,15 / 2,05
Cooling capacity / EER (A+35°C / W+18°C)	kW	4,5 / 0,81	6,55 / 1,34	8,4 / 1,66
Cooling capacity / EER (A+35°C / W+7°C)	kW	4,7 / 3,45	7 / 3	7,4 / 3,38
Average heating climate (W+35°C / W+55°C). $\eta_s$		191 / 130	195 / 138	206 / 132
Average heating climate (W+35°C / W+55°C). SCOP		4,85 / 3,31	4,95 / 3,52	5,22 / 3,36
Average heating climate (W+35°C / W+55°C). Energy class		A+++ / A++	A+++ / A++	A+++ / A++
Warm heating climate (W+35°C / W+55°C). $\eta_s$		255 / 162	260 / 165	277 / 177
Warm heating climate (W+35°C / W+55°C). SCOP		6,46 / 4,14	6,57 / 4,19	6,99 / 4,5
Cold heating climate (W+35°C / W+55°C). $\eta_s$		160 / 102	165 / 111	170 / 112
Cold heating climate (W+35°C / W+55°C). SCOP		4,06 / 2,63	4,21 / 2,85	4,33 / 2,88
Chilling efficiency (W+7°C / W+18°C). Keymark certification. $\eta_s$ ,c		197 / 308	211 / 325	230 / 355
Chilling efficiency (W+7°C / W+18°C). Keymark certification. SEER		4,99 / 7,77	5,34 / 8,21	5,83 / 8,95
Water outlet temperature; Heating min. / max.	°C	25 / 65	25 / 65	25 / 65
Water outlet temperature; Cooling min. / max.	°C	5 / 25	5 / 25	5 / 25
Water outlet temperature; DHW min. / max.	°C	30 / 65	30 / 65	30 / 65
Water pipe connections		1"	1"	1"
<b>&gt; Outdoor unit</b>		<b>KHP-BI 4 DVR2</b>	<b>KHP-BI 6 DVR2</b>	<b>KHP-BI 8 DVR2</b>
Width / Height / Depth	mm	1008 / 712 / 426	1008 / 712 / 426	1118 / 865 / 523
Net weight	kg	60	58	77
Sound pressure	dB(A)	44	45	46
Sound power		56	58	59
Power supply	V/ph/Hz	220-240 / 1 / 50	220-240 / 1 / 50	220-240 / 1 / 50
Max. intensity	A	18	18	19
Electrical heater support	W	3000	3000	3000
Refrigerant, Type refrigerant		R-32	R-32	R-32
Refrigerant, Refrigerant charge	kg	1,5	1,5	1,65
Refrigerant, Max. vertical distance with outdoor unit at the top	m	30	30	30
Refrigerant; Max. horizontal distance	m	50	50	50
Refrigerant, Liquid pipe	inch	1/4"	1/4"	3/8"
Refrigerant, Gas pipe	inch	5/8"	5/8"	5/8"
<b>&gt; Indoor unit</b>		<b>KHPM-BI 6 DVR2</b>	<b>KHPM-BI 6 DVR2</b>	<b>KHPM-BI 10 DVR2</b>
Width / Height / Depth	mm	420 / 790 / 270	420 / 790 / 270	420 / 790 / 270
Net weight	kg	37	37	37
Sound power		38	38	38
Sound pressure rated	dB(A)	28	28	30
Power supply		220-240 / 1 / 50	220-240 / 1 / 50	220-240 / 1 / 50
Max. intensity	A	14.3	14.3	14.3
Maximum pump pressure available		8.5	8.5	8.5
<b>&gt; Working range</b>				
Outdoor ambient temperature for cooling min. / max.	°C	-5 / 43	-5 / 43	-5 / 43
Outdoor ambient temperature for heating min. / max.	°C	-25 / 35	-25 / 35	-25 / 35
Outdoor ambient temperature for DHW min. / max.	°C	-25 / 43	-25 / 43	-25 / 43

**Supplementary charge:** The initial charging is valid for the first 15 m (liquid line). For greater distances, a supplementary charge of 0.020 kg/m is required per each additional metre for models 4/6, and 0.038 kg/m per each additional metre for models 8/10/12/14/16.

(\*): The power supply for indoor units is single-phase 220-240 V/1/50 Hz.

# Aquantia KHPMS-BI PRO

## Aquantia Bibloc Wall-mounted



Set model		KHPMS-BI 10 PRO	KHPMS-BI 12 PRO
Heating capacity / COP (A+7°C / W+35°C)	kW	10 / 5	12,1 / 4,95
Heating capacity / COP (A+7°C / W+55°C)	kW	9,5 / 3,1	12 / 3,1
Heating capacity / COP (A-7°C / W+35°C)	kW	8 / 3,05	10 / 3
Heating capacity / COP (A-7°C / W+55°C)	kW	6,85 / 2	9,8 / 2,05
Cooling capacity / EER (A+35°C / W+18°C)	kW	10 / 2,08	12 / 4
Cooling capacity / EER (A+35°C / W+7°C)	kW	8,2 / 3,3	11,6 / 2,75
Average heating climate (W+35°C / W+55°C). $\eta_s$		205 / 137	189 / 135
Average heating climate (W+35°C / W+55°C). SCOP		5,2 / 3,49	4,81 / 3,45
Average heating climate (W+35°C / W+55°C). Energy class		A+++ / A++	A+++ / A++
Warm heating climate (W+35°C / W+55°C). $\eta_s$		281 / 180	256 / 174
Warm heating climate (W+35°C / W+55°C). SCOP		7,09 / 4,58	6,48 / 4,43
Cold heating climate (W+35°C / W+55°C). $\eta_s$		170 / 116	160 / 118
Cold heating climate (W+35°C / W+55°C). SCOP		4,32 / 2,99	4,08 / 3,02
Chilling efficiency (W+7°C / W+18°C). Keymark certification. $\eta_s$ .s.c		236 / 348	192 / 281
Chilling efficiency (W+7°C / W+18°C). Keymark certification. SEER		5,98 / 8,78	4,89 / 7,1
Water outlet temperature; Heating min. / max.	°C	25 / 65	25 / 65
Water outlet temperature; Cooling min. / max.	°C	5 / 25	5 / 25
Water outlet temperature; DHW min. / max.	°C	30 / 65	30 / 65
Water pipe connections		1"	1"
<b>&gt; Outdoor unit</b>		<b>KHP-BI 10 DVR2</b>	<b>KHP-BI 12 DVR2</b>
Width / Height / Depth	mm	1118 / 865 / 523	1118 / 865 / 523
Net weight	kg	77	96
Sound pressure	dB(A)	49	50
Sound power		60	64
Power supply	V/ph/Hz	220-240 / 1 / 50	220-240 / 1 / 50
Max. intensity	A	19	30
Electrical heater support	W	3000	3000
Refrigerant, Type refrigerant		R-32	R-32
Refrigerant, Refrigerant charge	kg	1,65	1,84
Refrigerant, Max. vertical distance with outdoor unit at the top	m	30	30
Refrigerant; Max. horizontal distance	m	50	50
Refrigerant, Liquid pipe	inch	3/8"	3/8"
Refrigerant, Gas pipe	inch	5/8"	5/8"
<b>&gt; Indoor unit</b>		<b>KHPM-BI 10 DVR2</b>	<b>KHPM-BI 16 DVR2</b>
Width / Height / Depth	mm	420 / 790 / 270	420 / 790 / 270
Net weight	kg	37	39
Sound power		38	44
Sound pressure rated	dB(A)	30	32
Power supply		220-240 / 1 / 50	220-240 / 1 / 50
Max. intensity	A	14,3	14,3
Maximum pump pressure available		8,5	8,5
<b>&gt; Working range</b>			
Outdoor ambient temperature for cooling min. / max.	°C	-5 / 43	-5 / 43
Outdoor ambient temperature for heating min. / max.	°C	-25 / 35	-25 / 35
Outdoor ambient temperature for DHW min. / max.	°C	-25 / 43	-25 / 43

**Supplementary charge:** The initial charging is valid for the first 15 m (liquid line). For greater distances, a supplementary charge of 0.020 kg/m is required per each additional metre for models 4/6, and 0.038 kg/m per each additional metre for models 8/10/12/14/16.

(\*): The power supply for indoor units is single-phase 220-240 V/1/50 Hz.



Set model		KHPMS-BI 14 PRO	KHPMS-BI 16 PRO
Heating capacity / COP (A+7°C / W+35°C)	kW	14,5 / 4,7	16 / 4,5
Heating capacity / COP (A+7°C / W+55°C)	kW	13,8 / 3	16 / 2,9
Heating capacity / COP (A-7°C / W+35°C)	kW	12 / 2,85	13,1 / 2,7
Heating capacity / COP (A-7°C / W+55°C)	kW	11 / 2,05	12,5 / 2
Cooling capacity / EER (A+35°C / W+18°C)	kW	13,5 / 3,6	14,9 / 3,4
Cooling capacity / EER (A+35°C / W+7°C)	kW	12,7 / 2,55	14 / 2,45
Average heating climate (W+35°C / W+55°C). $\eta_s$		186 / 136	182 / 133
Average heating climate (W+35°C / W+55°C). SCOP		4,72 / 3,47	4,62 / 3,41
Average heating climate (W+35°C / W+55°C). Energy class		A+++ / A++	A+++ / A++
Warm heating climate (W+35°C / W+55°C). $\eta_s$		260 / 175	249 / 176
Warm heating climate (W+35°C / W+55°C). SCOP		6,58 / 4,45	6,29 / 4,48
Cold heating climate (W+35°C / W+55°C). $\eta_s$		160 / 119	158 / 122
Cold heating climate (W+35°C / W+55°C). SCOP		4,07 / 3,05	4,02 / 3,12
Chilling efficiency (W+7°C / W+18°C). Keymark certification. $\eta_{s,c}$		191 / 273	184 / 267
Chilling efficiency (W+7°C / W+18°C). Keymark certification. SEER		4,86 / 6,9	4,69 / 6,75
Water outlet temperature; Heating min. / max.	°C	25 / 65	25 / 65
Water outlet temperature; Cooling min. / max.	°C	5 / 25	5 / 25
Water outlet temperature; DHW min. / max.	°C	30 / 65	30 / 65
Water pipe connections		1"	1"
<b>&gt; Outdoor unit</b>		<b>KHP-BI 14 DVR2</b>	<b>KHP-BI 16 DVR2</b>
Width / Height / Depth	mm	1118 / 865 / 523	1118 / 865 / 523
Net weight	kg	96	96
Sound pressure	dB(A)	51	51
Sound power		65	68
Power supply	V/ph/Hz	220-240 / 1 / 50	220-240 / 1 / 50
Max. intensity	A	30	30
Electrical heater support	W	3000	3000
Refrigerant, Type refrigerant		R-32	R-32
Refrigerant, Refrigerant charge	kg	1.84	1.84
Refrigerant, Max. vertical distance with outdoor unit at the top	m	30	30
Refrigerant; Max. horizontal distance	m	50	50
Refrigerant, Liquid pipe	inch	3/8"	3/8"
Refrigerant, Gas pipe	inch	5/8"	5/8"
<b>&gt; Indoor unit</b>		<b>KHPM-BI 16 DVR2</b>	<b>KHPM-BI 16 DVR2</b>
Width / Height / Depth	mm	420 / 790 / 270	420 / 790 / 270
Net weight	kg	39	39
Sound power		44	44
Sound pressure rated	dB(A)	32	32
Power supply		220-240 / 1 / 50	220-240 / 1 / 50
Max. intensity	A	14.3	14.3
Maximum pump pressure available		8.5	8.5
<b>&gt; Working range</b>			
Outdoor ambient temperature for cooling min. / max.	°C	-5 / 43	-5 / 43
Outdoor ambient temperature for heating min. / max.	°C	-25 / 35	-25 / 35
Outdoor ambient temperature for DHW min. / max.	°C	-25 / 43	-25 / 43

**Supplementary charge:** The initial charging is valid for the first 15 m (liquid line). For greater distances, a supplementary charge of 0.020 kg/m is required per each additional metre for models 4/6, and 0.038 kg/m per each additional metre for models 8/10/12/14/16.

(\*): The power supply for indoor units is single-phase 220-240 V/1/50 Hz.

# Aquantia KHPMS-BI PRO

## Aquantia Bibloc Wall-mounted



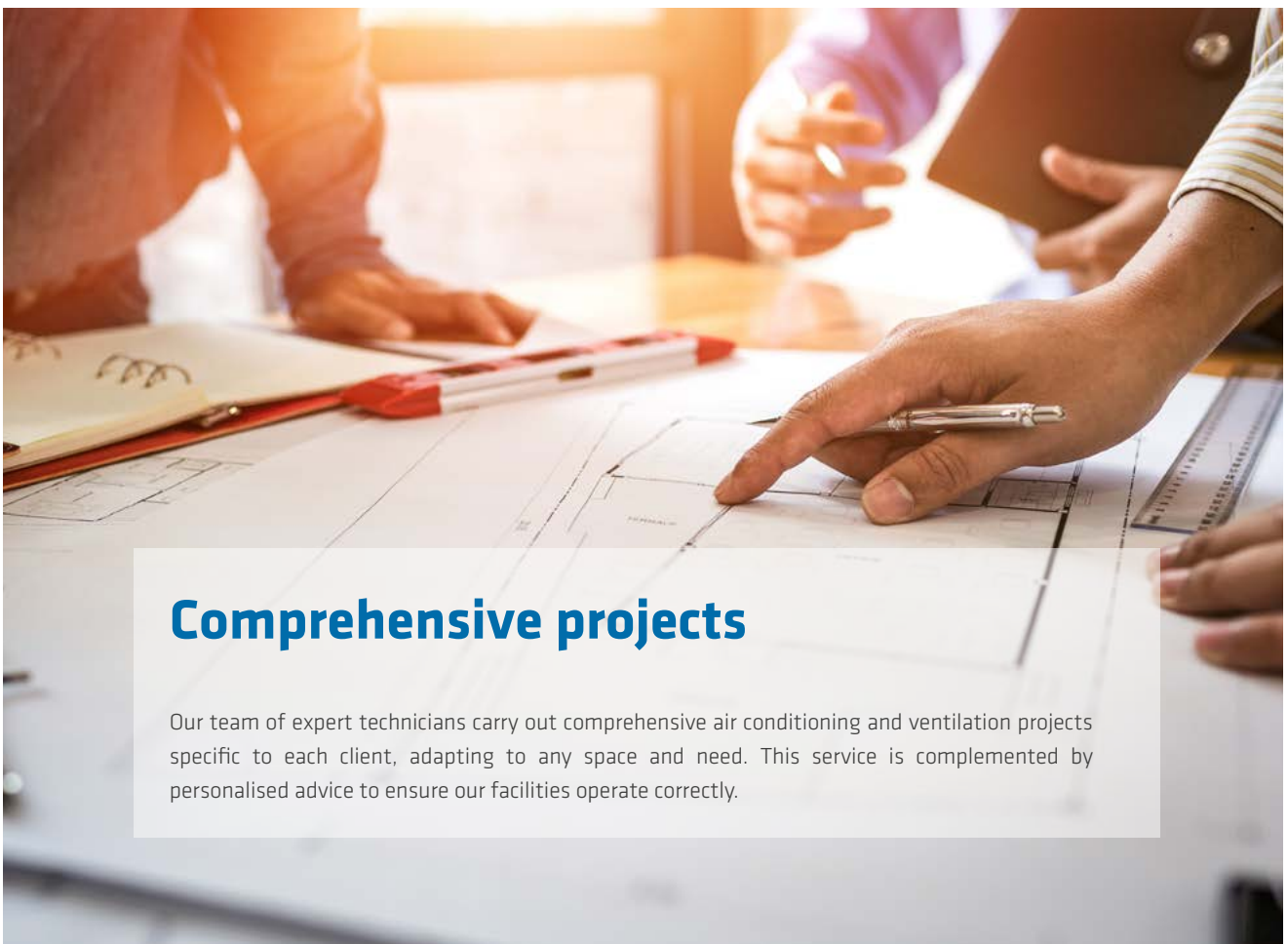
Set model		KHPMS-BI 14T PRO	KHPMS-BI 16T PRO
Heating capacity / COP (A+7°C / W+35°C)	kW	14,5 / 4,7	16 / 4,5
Heating capacity / COP (A+7°C / W+55°C)	kW	13,8 / 3	16 / 2,9
Heating capacity / COP (A-7°C / W+35°C)	kW	12 / 2,8	13,3 / 2,7
Heating capacity / COP (A-7°C / W+55°C)	kW	11 / 2,05	12,5 / 2,02
Cooling capacity / EER (A+35°C / W+18°C)	kW	13,5 / 3,6	14,9 / 3,4
Cooling capacity / EER (A+35°C / W+7°C)	kW	12,7 / 2,55	14 / 2,45
Average heating climate (W+35°C / W+55°C). $\eta_s$		186 / 136	182 / 133
Average heating climate (W+35°C / W+55°C). SCOP		4,72 / 3,47	4,62 / 3,41
Average heating climate (W+35°C / W+55°C). Energy class		A+++ / A++	A+++ / A++
Warm heating climate (W+35°C / W+55°C). $\eta_s$		260 / 175	248 / 176
Warm heating climate (W+35°C / W+55°C). SCOP		6,57 / 4,44	6,28 / 4,47
Cold heating climate (W+35°C / W+55°C). $\eta_s$		160 / 119	158 / 122
Cold heating climate (W+35°C / W+55°C). SCOP		4,07 / 3,02	4,02 / 3,12
Chilling efficiency (W+7°C / W+18°C). Keymark certification. $\eta_s, c$		190 / 271	184 / 265
Chilling efficiency (W+7°C / W+18°C). Keymark certification. SEER		4,83 / 6,85	4,67 / 6,71
Water outlet temperature; Heating min. / max.	°C	25 / 65	25 / 65
Water outlet temperature; Cooling min. / max.	°C	5 / 25	5 / 25
Water outlet temperature; DHW min. / max.	°C	30 / 65	30 / 65
Water pipe connections		1"	1"
<b>&gt; Outdoor unit</b>		<b>KHP-BI 14 DTR2</b>	<b>KHP-BI 16 DTR2</b>
Width / Height / Depth	mm	1118 / 865 / 523	1118 / 865 / 523
Net weight	kg	112	112
Sound pressure	dB(A)	55	55
Sound power		65	68
Power supply	V/ph/Hz	380-415 / 3 / 50	380-415 / 3 / 50
Max. intensity	A	14	14
Electrical heater support	W	Adjustable 9000/6000/3000	Adjustable 9000/6000/3000
Refrigerant, Type refrigerant		R-32	R-32
Refrigerant, Refrigerant charge	kg	1.84	1.84
Refrigerant, Max. vertical distance with outdoor unit at the top	m	30	30
Refrigerant; Max. horizontal distance	m	50	50
Refrigerant, Liquid pipe	inch	3/8"	3/8"
Refrigerant, Gas pipe	inch	5/8"	5/8"
<b>&gt; Indoor unit</b>		<b>KHPM-BI 16 DVR2</b>	<b>KHPM-BI 16 DVR2</b>
Width / Height / Depth	mm	420 / 790 / 270	420 / 790 / 270
Net weight	kg	39	39
Sound power		44	44
Sound pressure rated	dB(A)	32	32
Power supply		220-240 / 1 / 50	220-240 / 1 / 50
Max. intensity	A	14.3	14.3
Maximum pump pressure available		8.5	8.5
<b>&gt; Working range</b>			
Outdoor ambient temperature for cooling min. / max.	°C	-5 / 43	-5 / 43
Outdoor ambient temperature for heating min. / max.	°C	-25 / 35	-25 / 35
Outdoor ambient temperature for DHW min. / max.	°C	-25 / 43	-25 / 43

**Supplementary charge:** The initial charging is valid for the first 15 m (liquid line). For greater distances, a supplementary charge of 0.020 kg/m is required per each additional metre for models 4/6, and 0.038 kg/m per each additional metre for models 8/10/12/14/16.

(\*): The power supply for indoor units is single-phase 220-240 V/1/50 Hz.

# Combine Aquantia PRO with your PV facility!

The entire PRO range is capable of using energy from a photovoltaic system and storing energy during more favourable hours. In addition, thanks to the Smart Grid protocol, Aquantia uses data from the solar switchboard and smart electrical energy meter to save on bills without neglecting the user's thermal comfort.



## Comprehensive projects

Our team of expert technicians carry out comprehensive air conditioning and ventilation projects specific to each client, adapting to any space and need. This service is complemented by personalised advice to ensure our facilities operate correctly.

# Aquantia KHPS-MO

## Aquantia Monobloc 100% hydraulic



The KHPS-MO PRO assembly is the **multi-task modular solution** from the Aquantia PRO range that provides thermal comfort for small and medium spaces. Thanks to the possibility of discharging water up to 65°C with an external temperature of 5°C (up to 60°C with KHPS-MO PRO HP), it can provide heating via **high-efficiency radiators, fancoils and underfloor heating, and accumulate domestic hot water at 60°C**, or even work in cooling mode. The new USB port allows the unit to be set in a few seconds and diagnostics to be performed in order to **minimise the start-up or maintenance time**. Thanks to its special design, the unit is so silent

that it could be confused with the typical sounds of a natural setting when operating. The use of top-quality components provides the KHPS-MO PRO with the **highest possible ratings under the ErP directive** and the ability to be considered as a renewable energy system. Its performance promotes energy saving, care of the planet and savings on bills. The wired control included **allows the user to enjoy a pleasant, intuitive experience** capable of satisfying zoning needs of any nature. The possibility to control and monitor an installation using the Comfort Home app makes the user experience even more enjoyable and, above all, efficient.



### Modular and money-saving!

The possibility of cascade setting without special control. The best solution for staggering the power delivered to holiday homes, the replacement of centralised systems and systems in second homes. \* The radiators are for the sole purpose of heating.



### No need for certified refrigerator specialist status

100% water solution, perfect for professionals who are not certified to handle refrigerant gases, as for the outdoor unit of the KHPS-MO PRO assembly it is only necessary to connect the discharge and return for the hydraulic piping.



KCTAQ-02  
Included as standard, with  
built-in Modbus gateway




Set model		KHPS-MO 4 PRO	KHPS-MO 6 PRO	KHPS-MO 8 PRO	KHPS-MO 10 PRO	KHPS-MO 12 PRO
Heating capacity / COP (A+7°C / W+35°C)	kW	4,2 / 5,1	6,35 / 4,95	8,4 / 5,15	10 / 4,95	12,1 / 4,95
Heating capacity / COP (A+7°C / W+55°C)	kW	4,4 / 2,95	6 / 2,95	7,5 / 3,18	9,5 / 3,1	11,9 / 3,05
Heating capacity / COP (A-7°C / W+35°C)	kW	4,7 / 3,1	6 / 3	7 / 3,2	8 / 3,05	10 / 3
Heating capacity / COP (A-7°C / W+55°C)	kW	4 / 1,95	5,15 / 2	6,15 / 2,05	6,85 / 2	9,8 / 2,05
Cooling capacity / EER (A+35°C / W+18°C)	kW	4,5 / 5,5	6,5 / 4,8	8,3 / 5,05	9,9 / 4,55	12 / 3,95
Cooling capacity / EER (A+35°C / W+7°C)	kW	4,7 / 3,45	7 / 3	7,45 / 3,35	8,2 / 3,25	11,5 / 2,75
Average heating climate (W+35°C / W+55°C). $\eta_s$		191 / 130	195 / 138	206 / 132	205 / 136	189 / 135
Average heating climate (W+35°C / W+55°C). SCOP		4,85 / 3,31	4,95 / 3,52	5,22 / 3,37	5,2 / 3,47	4,81 / 3,45
Average heating climate (W+35°C / W+55°C). Energy class		A+++ / A++	A+++ / A++	A+++ / A++	A+++ / A++	A+++ / A++
Warm heating climate (W+35°C / W+55°C). $\eta_s$		255 / 163	260 / 165	277 / 177	281 / 182	256 / 174
Warm heating climate (W+35°C / W+55°C). SCOP		6,46 / 4,15	6,57 / 4,21	6,99 / 4,51	7,09 / 4,62	6,48 / 4,43
Cold heating climate (W+35°C / W+55°C). $\eta_s$		160 / 102	165 / 111	170 / 112	170 / 117	160 / 118
Cold heating climate (W+35°C / W+55°C). SCOP		4,06 / 2,63	4,21 / 2,85	4,33 / 2,88	4,32 / 2,99	4,08 / 3,02
Chilling efficiency (W+7°C / W+18°C). Keymark certification. $\eta_{s,c}$		197 / 308	211 / 325	230 / 355	236 / 348	192 / 281
Chilling efficiency (W+7°C / W+18°C). Keymark certification. SEER		4,99 / 7,77	5,34 / 8,21	5,83 / 8,95	5,98 / 8,78	4,89 / 7,1
Water outlet temperature; Heating min. / max.	°C	25 / 65	25 / 65	25 / 65	25 / 65	25 / 65
Water outlet temperature; Cooling min. / max.	°C	5 / 25	5 / 25	5 / 25	5 / 25	5 / 25
Water outlet temperature; DHW min. / max.	°C	40 / 65	40 / 65	40 / 65	40 / 65	40 / 65
<b>&gt; Outdoor unit</b>		<b>KHP-MO 4 DVR3</b>	<b>KHP-MO 6 DVR3</b>	<b>KHP-MO 8 DVR3</b>	<b>KHP-MO 10 DVR2</b>	<b>KHP-MO 12 DVR2</b>
Width / Height / Depth	mm	1295 / 792 / 429	1295 / 792 / 429	1385 / 945 / 526	1385 / 945 / 526	1385 / 945 / 526
Net weight	kg	98	86	132	132	155
Sound pressure	dB(A)	58	47,5	48,5	50,5	53
Sound power		55	58	59	60	65
Power supply	V/ph/Hz	220-240 / 1 / 50	220-240 / 1 / 50	220-240 / 1 / 50	220-240 / 1 / 50	220-240 / 1 / 50
Max. intensity	A	31	31	32	32	43
Electrical heater support	W	3000	3000	3000	3000	3000
Water pump pressure	mH <sub>2</sub> O	8.5	8.5	8.5	8.5	8.5
Refrigerant, Type refrigerant		R-32	R-32	R-32	R-32	R-32
Refrigerant, Refrigerant charge	kg	1.4	1.4	1.4	1.4	1.75
Maximum pump pressure available		8.5	8.5	8.5	8.5	8.5
<b>&gt; Working range</b>						
Outdoor ambient temperature for cooling min. / max.	°C	-5 / 43	-5 / 43	-5 / 43	-5 / 43	-5 / 43
Outdoor ambient temperature for heating min. / max.	°C	-25 / 35	-25 / 35	-25 / 35	-25 / 35	-25 / 35
Outdoor ambient temperature for DHW min. / max.	°C	-25 / 43	-25 / 43	-25 / 43	-25 / 43	-25 / 43

# Aquantia KHPS-MO

## Aquantia Monobloc 100% hydraulic



KCTAQ-02  
Included as standard, with  
built-in Modbus gateway



Set model		KHPS-MO 14 PRO	KHPS-MO 16 PRO	KHPS-MO 12T PRO	KHPS-MO 14T PRO	KHPS-MO 16T PRO
Heating capacity / COP (A+7°C / W+35°C)	kW	14,5 / 4,6	15,9 / 4,5	12,1 / 4,95	14,5 / 4,6	15,9 / 4,5
Heating capacity / COP (A+7°C / W+55°C)	kW	13,8 / 2,95	16 / 2,85	11,9 / 3,05	13,8 / 2,95	16 / 2,85
Heating capacity / COP (A-7°C / W+35°C)	kW	12 / 2,85	13,1 / 2,7	10 / 3	12 / 2,85	13,1 / 2,7
Heating capacity / COP (A-7°C / W+55°C)	kW	11 / 2,05	12,5 / 2	9,8 / 2,05	11 / 2,05	12,5 / 2
Cooling capacity / EER (A+35°C / W+18°C)	kW	13,5 / 3,6	14,9 / 3,4	12 / 3,95	13,5 / 3,6	14,9 / 3,4
Cooling capacity / EER (A+35°C / W+7°C)	kW	12,4 / 2,5	14 / 2,5	11,5 / 2,75	12,4 / 2,5	14 / 2,5
Average heating climate (W+35°C / W+55°C). $\eta_s$		186 / 136	182 / 133	189 / 135	186 / 136	182 / 133
Average heating climate (W+35°C / W+55°C). SCOP		4,72 / 3,47	4,62 / 3,41	4,81 / 3,45	4,72 / 3,47	4,62 / 3,41
Average heating climate (W+35°C / W+55°C). Energy class		A+++ / A++	A+++ / A++	A+++ / A++	A+++ / A++	A+++ / A++
Warm heating climate (W+35°C / W+55°C). $\eta_s$		260 / 177	249 / 176	256 / 174	260 / 176	248 / 176
Warm heating climate (W+35°C / W+55°C). SCOP		6,58 / 4,49	6,29 / 4,48	6,49 / 4,42	6,57 / 4,49	6,28 / 4,47
Cold heating climate (W+35°C / W+55°C). $\eta_s$		160 / 119	158 / 122	160 / 118	160 / 119	158 / 122
Cold heating climate (W+35°C / W+55°C). SCOP		4,07 / 3,05	4,02 / 3,12	4,08 / 3,02	4,07 / 3,05	4,02 / 3,12
Chilling efficiency (W+7°C / W+18°C). Keymark certification. $\eta_s, c$		191 / 273	184 / 267	191 / 279	190 / 271	184 / 265
Chilling efficiency (W+7°C / W+18°C). Keymark certification. SEER		4,86 / 6,9	4,69 / 6,75	4,86 / 7,04	4,83 / 6,85	4,67 / 6,71
Water outlet temperature; Heating min. / max.	°C	25 / 65	25 / 65	25 / 65	25 / 65	25 / 65
Water outlet temperature; Cooling min. / max.	°C	5 / 25	5 / 25	5 / 25	5 / 25	5 / 25
Water outlet temperature; DHW min. / max.	°C	40 / 65	40 / 65	40 / 65	40 / 65	40 / 65
<b>&gt; Outdoor unit</b>		<b>KHP-MO 14 DVR2</b>	<b>KHP-MO 16 DVR2</b>	<b>KHP-MO 12 DTR2</b>	<b>KHP-MO 14 DTR2</b>	<b>KHP-MO 16 DTR2</b>
Width / Height / Depth	mm	1385 / 945 / 526	1385 / 945 / 526	1385 / 945 / 526	1385 / 945 / 526	1385 / 945 / 526
Net weight	kg	155	155	172	172	172
Sound pressure	dB(A)	53,5	57,5	53,5	54	58
Sound power		65	68	65	65	68
Power supply	V/ph/Hz	220-240 / 1 / 50	220-240 / 1 / 50	380-415 / 3 / 50	380-415 / 3 / 50	380-415 / 3 / 50
Max. intensity	A	43	43	27	27	27
Electrical heater support	W	3000	3000	Adjustable 9000/6000/3000	Adjustable 9000/6000/3000	Adjustable 9000/6000/3000
Water pump pressure	mH <sub>2</sub> O	8.5	8.5	8.5	8.5	8.5
Refrigerant, Type refrigerant		R-32	R-32	R-32	R-32	R-32
Refrigerant, Refrigerant charge	kg	1,75	1,75	1,75	1,75	1,75
Maximum pump pressure available		8.5	8.5	8.5	8.5	8.5
<b>&gt; Working range</b>						
Outdoor ambient temperature for cooling min. / max.	°C	-5 / 43	-5 / 43	-5 / 43	-5 / 43	-5 / 43
Outdoor ambient temperature for heating min. / max.	°C	-25 / 35	-25 / 35	-25 / 35	-25 / 35	-25 / 35
Outdoor ambient temperature for DHW min. / max.	°C	-25 / 43	-25 / 43	-25 / 43	-25 / 43	-25 / 43



# Aquantia KHPS-MO PRO HP

## Aquantia Monobloc High-power 100% hydraulic



KCTAQ-02  
Included as standard, with  
built-in Modbus gateway

AQUATIX  
HEAT PUMPS RANGE




Set model		KHPS-MO 18 PRO HP	KHPS-MO 22 PRO HP	KHPS-MO 26 PRO HP	KHPS-MO 30 PRO HP
Heating capacity / COP (A+7°C / W+35°C)	kW	18,0 / 4,70	22,0 / 4,40	26,0 / 4,08	30,1 / 3,91
Heating capacity / COP (A+7°C / W+55°C)	kW	18,0 / 2,75	22,0 / 2,65	26,0 / 2,45	30,0 / 2,30
Heating capacity / COP (A-7°C / W+35°C)	kW	18,0 / 2,70	21,0 / 2,60	22,0 / 2,50	23,0 / 2,45
Cooling capacity / EER (A+35°C / W+18°C)	kW	18,5 / 4,75	23,0 / 4,60	27,0 / 4,30	31,0 / 4,00
Cooling capacity / EER (A+35°C / W+7°C)	kW	17,0 / 3,05	21,0 / 2,95	26,0 / 2,70	29,5 / 2,55
Average heating climate (W+35°C / W+55°C). η <sub>s</sub>		181 / 125	178 / 126	177 / 123	165 / 123
Average heating climate (W+35°C / W+55°C). SCOP		4,6 / 3,20	4,5 / 3,23	4,5 / 3,15	4,2 / 3,15
Average heating climate (W+35°C / W+55°C). Energy class		A+++ / A++	A+++ / A++	A+++ / A+	A++ / A+
Warm heating climate (W+35°C / W+55°C). η <sub>s</sub>		226 / 157	234 / 161	231 / 168	213 / 163
Warm heating climate (W+35°C / W+55°C). SCOP		5,73 / 4,00	5,93 / 4,10	5,85 / 4,28	5,4 / 4,15
Cold heating climate (W+35°C / W+55°C). η <sub>s</sub>		146 / 97	146 / 102	143 / 101	138 / 100
Cold heating climate (W+35°C / W+55°C). SCOP		3,73 / 2,50	3,73 / 2,63	3,65 / 2,60	3,53 / 2,58
Chilling efficiency (W+7°C / W+18°C). Keymark certification. η <sub>s,c</sub>		185 / 216	185 / 224	183 / 226	177 / 225
Chilling efficiency (W+7°C / W+18°C). Keymark certification. SEER		4,7 / 5,48	4,7 / 5,68	4,65 / 5,73	4,5 / 5,70
Water outlet temperature; Heating min. / max.	°C	25 / 60	25 / 60	25 / 60	25 / 60
Water outlet temperature; Cooling min. / max.	°C	5 / 25	5 / 25	5 / 25	5 / 25
Water outlet temperature; DHW min. / max.	°C	40 / 60	40 / 60	40 / 60	40 / 60
Water pipe connections		1-1/4"	1-1/4"	1-1/4"	1-1/4"
<b>&gt; Outdoor unit</b>		<b>KHP-MO 18 DTR2</b>	<b>KHP-MO 22 DTR2</b>	<b>KHP-MO 26 DTR2</b>	<b>KHP-MO 30 DTR2</b>
Width / Height / Depth	mm	1129 / 1558 / 440	1129 / 1558 / 440	1129 / 1558 / 440	1129 / 1558 / 440
Net weight	kg	177	177	177	177
Sound pressure	dB(A)	57,6	59,8	61,5	63,5
Sound power		71	73	75	77
Power supply	V/ph/Hz	380-415 / 3 / 50	380-415 / 3 / 50	380-415 / 3 / 50	380-415 / 3 / 50
Max. intensity	A	18	21	24	28
Electrical heater support	W	Not included	Not included	Not included	Not included
Water pump pressure	mH <sub>2</sub> O	12	12	12	12
Refrigerant, Type refrigerant		R-32	R-32	R-32	R-32
Refrigerant, Refrigerant charge	kg	5	5	5	5
Maximum pump pressure available		12	12	12	12
<b>&gt; Working range</b>					
Outdoor ambient temperature for cooling min. / max.	°C	-5 / 46	-5 / 46	-5 / 46	-5 / 46
Outdoor ambient temperature for heating min. / max.	°C	-25 / 35	-25 / 35	-25 / 35	-25 / 35
Outdoor ambient temperature for DHW min. / max.	°C	-25 / 43	-25 / 43	-25 / 43	-25 / 43

# Aquantia KHP-MO HT



The natural refrigerant R290 reduces its environmental impact compared to its predecessor. The new M-Thermo HT propane heat pump allows delivery temperatures of up to 75°C to be reached. Increasing its possibilities of

installation and uses. The operating range in extreme temperatures is guaranteed, and can be reached up to 55°C for DHW at -25°C and 75°C for delivery for heating at -10°C.



## High temperature

The new M-Thermon A R290 propane heat pump allows delivery temperatures of up to 75°C to be reached. Increasing its possibilities of installation and uses.

## Propane R290

The natural refrigerant R290 reduces its environmental impact compared to its predecessor. The new M-Thermon A R290 propane heat pump allows delivery temperatures of up to 75°C to be reached. Increasing its possibilities of installation and uses.



### Smart Grid

The Smart Grid protocol allows the integration of the Combo Mural with photovoltaic production systems, maximizing savings by maximizing the renewable energy produced by the panels



### Smart Home

The installation can be controlled and monitored with the application via WiFi, making the user experience even more enjoyable and, above all, efficient. Direct integration with ModBus RTU systems is also possible.



Model		KHP-MO 4 DVP	KHP-MO 6 DVP	KHP-MO 8 DVP	KHP-MO 10 DVP	KHP-MO 12 DVP
Heating capacity / COP (A+7°C / W+35°C)	kW	4.5 / 5.15	6.2 / 4.9	8.4 / 5	10 / 4.7	12 / 4.8
Heating capacity / COP (A+7°C / W+55°C)	kW	4.6 / 3.2	6.2 / 3.1	7.8 / 3.2	9.5 / 3.05	12 / 3.1
Heating capacity / COP (A-7°C / W+35°C)	kW	4.5 / 3.1	5.9 / 2.95	7 / 3	8 / 2.85	10 / 2.8
Heating capacity / COP (A-7°C / W+55°C)	kW	4.7 / 2.2	5.2 / 2.15	6.9 / 2.15	7.4 / 2.1	10.4 / 2.15
Cooling capacity / EER (A+35°C / W+18°C)	kW	4.5 / 5.5	6.5 / 5.1	8.3 / 5.15	10 / 4.75	12 / 4.5
Cooling capacity / EER (A+35°C / W+7°C)	kW	4.7 / 3.65	6.8 / 3.1	7.5 / 3.45	8.9 / 3.25	11.5 / 3.05
Average heating climate (W+35°C / W+55°C). η <sub>s</sub>		204.8 / 149.7	193.5 / 149.7	200.7 / 148.7	180.6 / 139.9	182.4 / 141.9
Average heating climate (W+35°C / W+55°C). SCOP		5.2 / 3.82	4.91 / 3.82	5.09 / 3.79	4.59 / 3.57	4.64 / 3.62
Average heating climate (W+35°C / W+55°C). Energy class		A+++ / A++	A+++ / A++	A+++ / A++	A+++ / A++	A+++ / A++
Chilling efficiency (W+7°C / W+18°C). Keymark certification. η <sub>s,c</sub>		231.4 / 322.6	209.8 / 263	206.2 / 251.4	201.8 / 263	204.2 / 267
Chilling efficiency (W+7°C / W+18°C). Keymark certification. SEER		5.86 / 8.14	5.32 / 6.65	5.23 / 6.36	5.12 / 6.65	5.18 / 6.75
Water outlet temperature; Heating min. / max.	°C	12 / 75	12 / 75	12 / 75	12 / 75	12 / 75
Water outlet temperature; Cooling min. / max.	°C	5 / 30	5 / 30	5 / 30	5 / 30	5 / 30
Water outlet temperature; DHW min. / max.	°C	10 / 70	10 / 70	10 / 70	10 / 70	10 / 70
Width / Height / Depth	mm	1295 / 718 / 429	1295 / 718 / 429	1385 / 865 / 526	1385 / 865 / 526	1385 / 865 / 526
Net weight	kg	90	90	117	117	135
Sound pressure	dB(A)	48	46	44	56	52
Sound power		56	58	60	61	65
Power supply	V/ph/Hz	220-240 / 1 / 50	220-240 / 1 / 50	220-240 / 1 / 50	220-240 / 1 / 50	220-240 / 1 / 50
Water pump pressure	mH <sub>2</sub> O	9	9	9	9	9
Refrigerant, Type refrigerant		R-290	R-290	R-290	R-290	R-290
Refrigerant, Refrigerant charge	kg	0.7	0.7	1.1	1.1	1.25
<b>&gt; Working range</b>						
Outdoor ambient temperature for cooling min. / max.	°C	-5 / 46	-5 / 46	-5 / 46	-5 / 46	-5 / 46
Outdoor ambient temperature for heating min. / max.	°C	-25 / 35	-25 / 35	-25 / 35	-25 / 35	-25 / 35
Outdoor ambient temperature for DHW min. / max.	°C	-25 / 46	-25 / 46	-25 / 46	-25 / 46	-25 / 46

Model		KHP-MO 14 DVP	KHP-MO 16 DVP	KHP-MO 12 DTP	KHP-MO 14 DTP	KHP-MO 16 DTP
Heating capacity / COP (A+7°C / W+35°C)	kW	14 / 4.5	15 / 4.4	12 / 4.8	14 / 4.5	15 / 4.4
Heating capacity / COP (A+7°C / W+55°C)	kW	14 / 3	15 / 2.85	12 / 3.1	14 / 3	15 / 2.85
Heating capacity / COP (A-7°C / W+35°C)	kW	11.5 / 2.7	12.7 / 2.5	10 / 2.8	11.5 / 2.7	12.7 / 2.5
Heating capacity / COP (A-7°C / W+55°C)	kW	11.3 / 2.1	12.4 / 2.05	10.4 / 2.15	11.3 / 2.1	12.4 / 2.05
Cooling capacity / EER (A+35°C / W+18°C)	kW	14 / 4.2	16 / 3.9	12 / 4.5	14 / 4.2	16 / 3.9
Cooling capacity / EER (A+35°C / W+7°C)	kW	12.7 / 2.9	14 / 2.75	11.5 / 3.05	12.7 / 2.9	14 / 2.75
Average heating climate (W+35°C / W+55°C). η <sub>s</sub>		180.6 / 139.9	184 / 141.8	184 / 141.8	182.4 / 141.9	199.8 / 149.8
Average heating climate (W+35°C / W+55°C). SCOP		4.59 / 3.57	4.68 / 3.62	4.68 / 3.62	4.64 / 3.62	5.07 / 3.82
Average heating climate (W+35°C / W+55°C). Energy class		A+++ / A++	A+++ / A++	A+++ / A++	A+++ / A++	A+++ / A++
Chilling efficiency (W+7°C / W+18°C). Keymark certification. η <sub>s,c</sub>		201.8 / 263	204.6 / 253.8	204.6 / 253.8	204.2 / 267	219 / 323.4
Chilling efficiency (W+7°C / W+18°C). Keymark certification. SEER		5.12 / 6.65	5.19 / 6.42	5.19 / 6.42	5.18 / 6.75	5.55 / 8.16
Water outlet temperature; Heating min. / max.	°C	12 / 75	12 / 75	12 / 75	12 / 75	12 / 75
Water outlet temperature; Cooling min. / max.	°C	5 / 30	5 / 30	5 / 30	5 / 30	5 / 30
Water outlet temperature; DHW min. / max.	°C	10 / 70	10 / 70	10 / 70	10 / 70	10 / 70
Width / Height / Depth	mm	1385 / 865 / 526	1385 / 865 / 526	1385 / 865 / 526	1385 / 865 / 526	1385 / 865 / 526
Net weight	kg	135	135	137	137	137
Sound pressure	dB(A)	56	51	51	52	49
Sound power		65	69	65	65	69
Power supply	V/ph/Hz	220-240 / 1 / 50	220-240 / 1 / 50	380-415 / 3 / 50	380-415 / 3 / 50	380-415 / 3 / 50
Water pump pressure	mH <sub>2</sub> O	9	9	9	9	9
Refrigerant, Type refrigerant		R-290	R-290	R-290	R-290	R-290
Refrigerant, Refrigerant charge	kg	1.25	1.25	1.25	1.25	1.25
<b>&gt; Working range</b>						
Outdoor ambient temperature for cooling min. / max.	°C	-5 / 46	-5 / 46	-5 / 46	-5 / 46	-5 / 46
Outdoor ambient temperature for heating min. / max.	°C	-25 / 35	-25 / 35	-25 / 35	-25 / 35	-25 / 35
Outdoor ambient temperature for DHW min. / max.	°C	-25 / 46	-25 / 46	-25 / 46	-25 / 46	-25 / 46

Data according to EN16147/2017; EU No:811/2013; EN14511/2018; EN14825/2018; EU No:811/2013

# Aquantia KHP-MO HT HP



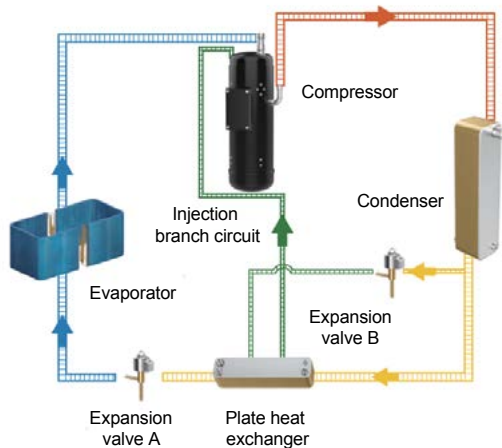
## Natural Refrigerant

R290 is not harmful to the ozone layer. The GWP value is 3, which further demonstrates its environmental protection characteristics.



## Decarbonization

Thanks to flow temperatures of up to +75°C with temperatures of -10°C is ideal as a boiler replacement.



## EVI technology

Increase refrigerant circulation of heat pump at low ambient temperature and improve low temperature heating capacity and energy efficiency.

## Smart Controller

A temperature display that is accurate to 0.1°C and has a high resolution. Multiple operating modes including heating, cooling and DHW. Timing options for daily and weekly schedules to meet different needs.



KCTAQ-03  
Standard



- R-290 REFRIGERANT
- DOMESTIC HOT WATER
- DC INVERTER COMPRESSOR
- HYDRAULIC KIT
- DC INVERTER OUTDOOR EXTERNAL FAN
- WI-FI
- MODBUS
- ON/OFF CONTACT
- MODULAR

Basic modules

Set model		KHP-MO 30 DTP	KHP-MO 35 DTP
Heating capacity / COP (A+7°C / W+35°C)	kW	30,0 / 4,35	35,0 / 4,17
Cooling capacity / EER (A+35°C / W+18°C)	kW	30,0 / 4,29	35,0 / 3,98
Warm heating climate (W+35°C / W+55°C). SCOP		4,48 / ND	4,48 / ND
Water outlet temperature; Heating min. / max.	°C	25 / 85	25 / 85
Water outlet temperature; DHW min. / max.	°C	20 / 70	20 / 70
Width / Height / Depth	mm	1384 / 1816 / 523	1384 / 1816 / 523
Net weight	kg	245	245
Sound power		76	76
Power supply	V/ph/Hz	380-415 / 3 / 50	380-415 / 3 / 50
Water pump pressure	mH <sub>2</sub> O	12	12
Refrigerant, Type refrigerant		R-290	R-290
Refrigerant, Refrigerant charge	kg	2.9	2.9
<b>&gt; Working range</b>			
Outdoor ambient temperature for cooling min. / max.	°C	-15 / 48	-15 / 48
Outdoor ambient temperature for heating min. / max.	°C	-25 / 35	-25 / 35
Outdoor ambient temperature for DHW min. / max.	°C	-25 / 43	-25 / 43

**Cooling capacity. Cooling input. EER:** Data calculated in compliance with EN 14511:2018 Standard, with reference to the following conditions: indoor heat exchanger water temperature = 12/7°C; outdoor heat exchanger inlet air temperature = 35°C.

**Heating capacity. Heating input. COP:** Data calculated in compliance with EN 14511:2018 Standard, with reference to the following conditions: indoor heat exchanger water temperature = 40/45°C; outdoor heat exchanger inlet air temperature = 7°C DB/6°C WB.

**SEER. SCOP:** Data calculated in compliance with EN 14825:2016 Standard. The product meets the ErP (Energy Related Products) European Directive, which include the (EU) Commission Delegated Regulation No. 811/2013 (rated thermal input ≤ 70 kW under specified reference conditions) and (EU) Commission Delegated Regulation No. 813/2013 (rated thermal input ≤ 400 kW under specified reference conditions).

**Sound pressure:** Sound levels refer to the unit under full charge. The sound pressure level refers to the measurement taken at a distance of 1 m from the external surface of the unit, operating in the open air. The measurements are taken in accordance with UNI EN ISO 9614-2 standard, respecting the conditions imposed by EUROVENT 8/1 certification. Data under the following conditions: indoor heat exchanger water temperature = 12/7°C; outdoor air temperature. = 35°C.

**PRELIMINARY DATA**

# Wall Hung Kompak



Kompak heat pumps for sustainable domestic hot water are the ideal solution to environments where climate control needs are already covered. Its degree of efficiency means it is considered a renewable energy system and meets current regulations. Its "Plug & Play" installation could not be easier, and the ability to channel suction/ discharge of air increases the range of possibilities regarding its application. Choosing the

Combo means taking care of the planet and reducing the emission of greenhouse gases, a saving of up to 45% on bills\* and you can even avoid costs associated with the gas bill and dangers associated with the fuel/gas itself. The equipment can operate with extreme outdoor temperatures without the need for electrical elements, which will be used only if necessary to provide immediacy.



## Disinfection mode

The **Combo** has an anti-legionella disinfection mode. By default, it is done once a week.



## New R290 ranges

The new ranges of wall and floor combos use R290 refrigerant, which has a lower environmental impact than its predecessor. A new, more compact and elegant design has been made.



## Silent

The technology used to reduce vibrations and noise produced by the operation of the product achieves a sound level of less than 54 dB(A)



		KHP-08/80 ACS1	KHP-09/100 ACS1	KHP-09/150 ACS1
Width / Height / Depth	mm	-- / 1196 / --	-- / 1360 / --	-- / 1707 / --
Diameter	mm	500	500	500
Net weight	kg	56	62	80
Capacity	l	78	98	145
Heating capacity rated	kW	0.95	0.98	1.30
Water pipe connections inlet/outlet	inch	1/2"	1/2"	1/2"
Heat coil max. working pressure	MPa	0.8	0.8	0.8
Electrical heater; Standard support	kW	1.5	1.5	1.5
Air intake & outlet; Diameter	mm	160	160	160
Air intake & outlet; Useful static pressure	Pa	50	50	50
Air intake & outlet; Max. length	m	≤ 5	≤ 5	≤ 5
Air intake & outlet; Outdoor air flow	m <sup>3</sup> /h	190	200	240
Sound pressure rated	dB(A)	54	54	56
Sound power level	dB(A)	54	54	56
Type refrigerant		R-290	R-290	R-290
Refrigerant charge	kg	0.15	0.15	0.15
Average climate in DHW. Energy class		A+	A+	A+
Average climate in DHW. SCOP,ACS / Load profile		2.61 / M	2.61 / M	2.67 / L
Average climate in DHW. Standby power		14	19	23
Average climate in DHW. Keymark certification. Heating time		4:40	6:04	6:32
Average climate in DHW. Reference hot water temperature		52.8	52.7	51.9
Average climate in DHW. Volume of hot water at 40°C		85	110	160
Maximum supply temperature / Anti-legionella function		+65 / +70	+65 / +70	+65 / +70
Temperature DHW max. with support	°C	70	70	70

**Sound pressure:** Sound pressure calculated at 1 m from the equipment.

# Floor Standing Compak



Compak heat pumps for sustainable domestic hot water are the ideal solution to environments where climate control needs are already covered. Its degree of efficiency means it is considered a renewable energy system and meets current regulations. Its "Plug & Play" installation could not be easier, and the ability to channel suction/ discharge of air increases the range of possibilities regarding its application. Choosing the

Combo means taking care of the planet and reducing the emission of greenhouse gases, a saving of up to 45% on bills\* and you can even avoid costs associated with the gas bill and dangers associated with the fuel/gas itself. The equipment can operate with extreme outdoor temperatures without the need for electrical elements, which will be used only if necessary to provide immediacy.



## Disinfection mode

The **Combo** has an anti-*legionella* disinfection mode. By default, it is done once a week.



## New R290 ranges

The new ranges of wall and floor combos use R290 refrigerant, which has a lower environmental impact than its predecessor. A new, more compact and elegant design has been made.



## Silent

The technology used to reduce vibrations and noise produced by the operation of the product achieves a sound level of less than 56 dB(A)





Model		KHP-15/185 ACS3	KHP-15/285 ACS3
Width / Height / Depth	mm	-- / 1745 / --	-- / 1895 / --
Diameter	mm	552	650
Net weight	kg	91	128
Capacity	l	185	285
Heating capacity rated	kW	1.71	2,1
Water pipe connections inlet/outlet	inch	3/4"	3/4"
Electrical heater; Standard support	kW	1.5	1.5
Air intake & outlet; Diameter	mm	160	190
Air intake & outlet; Useful static pressure	Pa	25	50
Air intake & outlet; Max. length	m	≤ 5	≤ 5
Air intake & outlet; Outdoor air flow	m <sup>3</sup> /h	350	450
Sound pressure rated	dB(A)	56	56
Sound power level	dB(A)	56	56
Type refrigerant		R-290	R-290
Refrigerant charge	kg	0.15	0.15
Average climate in DHW. Energy class		A+	A+
Average climate in DHW. SCOP,ACS / Load profile		3,1 / L	3,1 / L
Average climate in DHW. Standby power		29	19
Average climate in DHW. Keymark certification. Heating time		7h 59min	8h48min
Average climate in DHW. Reference hot water temperature		52,52	49,5
Average climate in DHW. Volume of hot water at 40°C		243	339
Maximum supply temperature / Anti-legionella function		+65 / +70	+65 / +70
Temperature DHW max. with support	°C	70	70

KHP-15/285 ACS3: Product launch expected for Q3 2024, data shown in this table might be modified

**Sound pressure:** Sound pressure calculated at 1 m from the equipment.

# Compak

## DHW Heat Pumps



Compak heat pumps for sustainable domestic hot water **are the ideal solution to environments where climate control needs are already covered.** Its degree of efficiency means it is considered a renewable energy system **and meets current regulations.** Its “Plug & Play” installation could not be easier, and the ability to channel suction/ discharge of air increases the range of possibilities regarding its application. Choosing the Combo means taking care of the planet and reducing

the emission of greenhouse gases, **a saving of up to 45% on bills\*** and you can even avoid costs associated with the gas bill and dangers associated with the fuel/ gas itself. **The equipment can operate with extreme outdoor temperatures without the need for electrical elements,** which will be used only if necessary to provide immediacy. The new Combo 190I has an A+ classification, demonstrating our commitment to the environment, continuous improvement and savings for our customers.

\* With respect to an electric boiler of class B or lower.



### Desinfection mode

The Compak has an anti-legionnaires disinfection mode, achieving up to 70°C. By default, it runs once per week.  
\* With respect to an electric boiler of class B or lower.



### Integration with renewable energies

The solar Compak versions can use energy from a solar thermal installation in order to achieve even greater levels of efficiency.



With solar coil

Model		KHP 15/190 ACS2	KHP 20/300 ACS2	KHPA2 16 190S	KHPA2 23 300S
Width / Height / Depth	mm	-- / 1787 / --	-- / 1920 / --	-- / 1830 / --	-- / 1930 / --
Diameter	mm	560	650	552	657
Net weight	kg	120	175.5	131	158
Capacity	l	180	280	168	272
Heating capacity rated	kW	1.50	3.00	1.62	2.30
Water pipe connections inlet/outlet	inch	3/4"	3/4"	3/4"	3/4"
Heat coil max. working pressure	MPa	1	1	1	1
Electrical heater; Standard support	kW	3	3	1.5	1.5
Air intake & outlet; Diameter	mm	160	190	160	190
Air intake & outlet; Useful static pressure	Pa	25	25	25	45
Air intake & outlet; Max. length	m	≤ 5	≤ 5	≤ 5	≤ 5
Air intake & outlet; Outdoor air flow	m <sup>3</sup> /h	270	414	270	414
Sound pressure rated	dB(A)	41	45	36.6	38.2
Sound power level	dB(A)	58	56	51	53
Type refrigerant		R-134A	R-134A	R-134A	R-134A
Refrigerant charge	kg	1.0	1.5	1.0	1.5
Average climate in DHW. Energy class		A+	A	A+	A+
Average climate in DHW. SCOP,ACS / Load profile		2,791 / L	2,60 / XL	2,76 / L	3,01 / XL
Average climate in DHW. Standby power		29	23,4	26,3	30.6
Average climate in DHW. Keymark certification. Heating time		7h 10min	6h 04min	7h 01min	7h 49min
Average climate in DHW. Reference hot water temperature		53.4	53,6	53,8	53.1
Average climate in DHW. Volume of hot water at 40°C		239	362	234	354
SCOPdhw (UN 16147:2017)		2.7	3.21	3.13	3.59
Maximum supply temperature / Anti-legionella function		+70 / +70	+65 / +70	+70 / +70	+65 / +70
Temperature DHW max. with support	°C	70	65	70	65
Compressor type		Rotary	Rotary	Rotary	Rotary
Tank material		Enamelled steel	Enamelled steel	Enamelled steel	Enamelled steel
Insulating material and thickness		Expanded polyurethane	Expanded polyurethane	Expanded polyurethane	Expanded polyurethane
Water pipe connections inlet/outlet solar	inch	-	-	3/4"	3/4"
Integration; Solar heat coil surface	m <sup>2</sup>	-	-	1.1	1.3
Integration, Solar heat coil material		-	-	Enamelled steel	Enamelled steel
Integration; Max. working pressure	MPa	-	-	1	1
Heat coil material		Copper	Copper	Aluminium	Aluminium
Solar coil connection				3/4"	3/4"

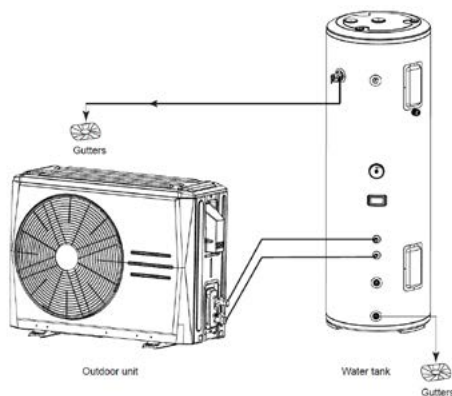
Notes: **Heat capacity:** Ambient temperature 15/12°C (DB/WB), inlet/outlet water temperature +15°C / +45°C. **Sound pressure:** In accordance with EN 16147 conditions. The 300 liters model doesn't have the WiFi and the Smart Grid functionalities.

# Compak Split



Compak heat pumps for sustainable domestic hot water are the ideal solution to environments where climate control needs are already covered. Its degree of efficiency means it is considered a renewable energy system and meets current regulations. Its "Plug & Play" installation could not be easier, and the ability to channel suction/ discharge of air increases the range of possibilities regarding its application. Choosing the

Combo means taking care of the planet and reducing the emission of greenhouse gases, a saving of up to 45% on bills\* and you can even avoid costs associated with the gas bill and dangers associated with the fuel/gas itself. The equipment can operate with extreme outdoor temperatures without the need for electrical elements, which will be used only if necessary to provide immediacy.



## Split Technology

Allows you to eliminate the ventilation and minimum volume requirements of the room for the installation of the indoor unit. In addition, it considerably reduces the sound level emitted inside the home



## Smart Grid

The Smart Grid protocol allows the integration of the Compak with photovoltaic production systems, maximizing savings by maximizing the renewable energy produced by the panels.



		<b>Kompak Split 200</b>
Heating capacity rated	kW	1.8
Electrical heater; Standard support	kW	2.1
Average climate in DHW. Energy class		A+
<b>&gt; Outdoor unit</b>		<b>MHW-F20WN3</b>
Width / Height / Depth	mm	804 / 555 / 327
Net weight	kg	29
Refrigerant, Type refrigerant		R-134A
Refrigerant, Refrigerant charge	kg	0.9
Refrigerant, Max. vertical distance with outdoor unit at the top	m	10
Refrigerant, Max. horizontal distance	m	20
Refrigerant, Liquid pipe	inch	1/4"
Refrigerant, Gas pipe	inch	3/8"
<b>&gt; Indoor unit</b>		<b>MT-200R20E20</b>
Width / Height / Depth	mm	- / 1665 / -
Diameter	mm	505
Net weight	kg	74
Capacity	l	200

**Sound pressure:** Sound pressure calculated at 1 m from the equipment.

# Tanks for Domestic Hot Water



DOMESTIC HOT WATER

Model		BSX270	BSX475
Width / Height / Depth	mm	-- / 1209 / --	-- / 1800 / --
Capacity	l	270	475
Net weight	kg	136	212
Diameter	mm	700	750
Cleaning cap	mm	280	280
Tank protection layer		Steel	Steel
Interior cover		Coat of enamel	Coat of enamel
Exterior cover		Galvanized steel with electrostatic coating with powdered paint	Galvanized steel with electrostatic coating with powdered paint
Casing colour		White	White
Plugs and exterior cap material		Black plastic	Black plastic
Insulating material and thickness		Injected polyurethane foam; 50 mm	Injected polyurethane foam; 50 mm
Input of sensors for automatic control of unit		3x (Ø13x100 mm)	3x (Ø13x100 mm)
Operating pressure	bar	10	10
Test pressure	bar	13	13
Temperature indicator		Analog thermometer	Analog thermometer
Anti-corrosive protection		Magnesium anode rod and tester	Magnesium anode rod and tester
Heat exchanger type		Heat coil	Heat coil
Heat coil input diameter	inch	1 1/4"	1 1/4"
Heat coil surface	m <sup>2</sup>	2.5	3.1
Cold water inlet	inch	1"	1"
Heat water outlet	inch	1"	1"

For the BSX475 tank, the installation of a 3-4 kW element is recommended, which should be supplied by the installer in the event that it is required.

# Other complements for Aquantia range



## KH-Kit

Indoor unit for Monoblock systems. Allows connections to be made inside the home instead of in the outdoor unit

## Temperature sensor

Temperature sensor for the Aquantia range, connectable to the main board to control DHW tanks, buffer tank temperature, 2 zones, boiler mixes, solar circuit...

The whole Aquantia range includes 1 probe by default. Necessary accessory in applications with more than 1 probe.



Model	T1B probe + cable
Cable length	10 m

## Heating Element

Tank heating element for DHW in order to support the Heat Pump DHW production if needed.



Model	Electrical Power
RT3	3 kW

## Multi-thermostat adapter

Multi-thermostat adapter for the Aquantia range. With this adapter, we can connect up to 8 different thermostats to control different zones.



## 2 zones kit

2 zones kit, pre-assembled set consisting of 2 circulator pumps, non-return and ball valves, temperature sensors... Perfect for easy installation in circuits with 2 zones (fancoils, radiators, underfloor heating...).

Model	KIRE2HX	KIRE2HLX
Zones	2 High temp.	1 High + 1 Low
Width x Height x Depth; mm	402 x 525 x 250	402 x 525 x 250
Max. flow rate ( $\Delta P$ 10 kPa); L/h	2600	1600
Max. power to be dissipated ( $\Delta T=20^\circ C$ ); kW	60.5	37.2

### Water pumps for 1 or 2 zones

High efficiency circulator pump with EC motor. The Aquantia range can control these pumps for both 1 or 2 zones in heating and cooling applications.



Model	Pump 6 mca	Pump 7.5 mca
Max. available head; m.c.a.	6.0	7.5
Qmax; m3/h	3.6	4.4
Hydraulic connections; "	G 1"	G 1-1/2"
Power; W	30	58



R-S wall/ceiling model

Floor model AR-A

### Buffer tanks/hydraulic needles

Reduce the number of compressor starts and stops before temperature variations and increase the inertia of the system.

Model	20 AR-S	30 AR-S	40 AR-S	50 AR-A	100 AR-A
Volume; L	20	30	40	50	100
Diameter x Height; mm	Ø250 x 700	Ø250 x 1000	Ø250 x 1230	Ø410 x 560	Ø460 x 890
Weight empty; Kg	7	10	12	15	30
Connections; "	1"	1"	1"	1"	1-1/4"
Installation	Wall or ceiling support (need additional support kit)				Floor

**Accessories available:** Ceiling/wall support mounting kit, Air purge valve

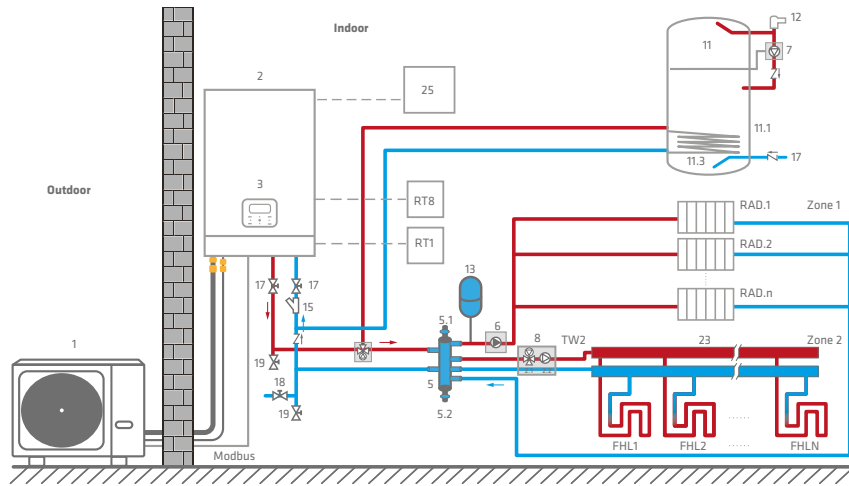


### Expansion vessels

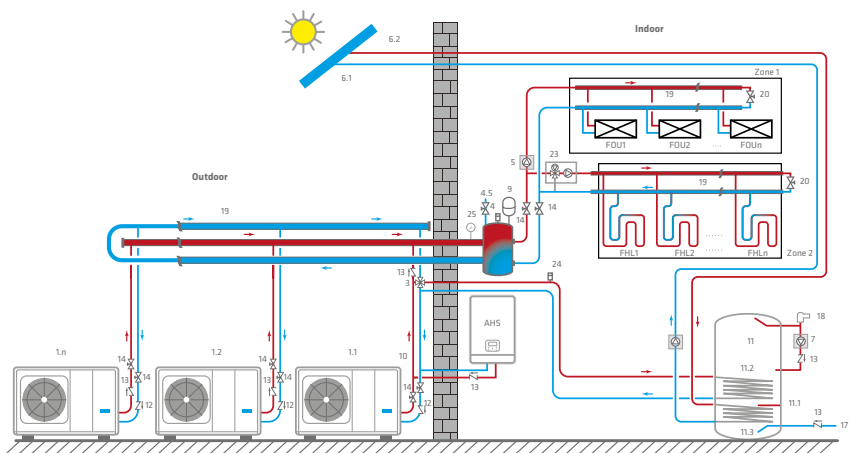
Model	HWB8LX	HWB12LX	HWB16LX
Volume; L	8	12	16
Diameter x Height; mm	Ø202 x 309	Ø230 x 364	Ø279 x 364
Packing weight; Kg	2.0	2.7	3.4
Connections; "	3/4" BSP F	3/4" BSP F	3/4" BSP F



# Installation Diagrams

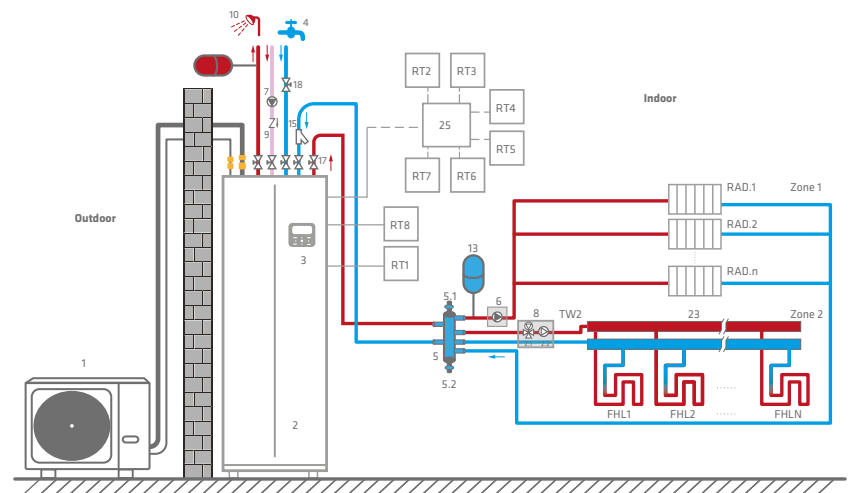


Code	Assembly unit
1	Outdoor Unit
2	Indoor Unit
3	User Interface
5	Balance tank (Field supply)
5.1	Automatic air purge valve
5.2	Drainage valve
6	P_o: zone 1 circulation pump (Field supply)
7	DHW recirculation pump (field supply)
8	Mixing station (Field supply)
8.1	sv3: Mixing vlave (Field Supply)
8.2	P_c: zone 2 circulation pump
11	DHW tank
11.3	Condenser
12	Consumption
13	Expansion vessel (Field supply)
15	Filter (Accessory)
17	Tap water inlet pipe (field supply)
18	Filling valve (field supply)
19	Drainage vlave (Field supply)
23	Collection/distributor (Field Supply)
25	Thermostat transfer board (optional)
RT 1...7	Low voltage room thermostat (Field Supply)
RT8	High voltage room thermostat (Field Supply)
TW2	Zone 2 water flow temperature sensor (optional)
FHL 1...n	Floor heating loop (field supply)
RAD1...n	Radiator (Field supply)



Up to 6 units. It's not possible to mix KHPS-MO PRO and KHPS-MO HP PRO in the same cascade installation.

Code	Assembly unit
1.1	Master unit
1.2...n	Slave unit
3	SV1:3-way valve (Field supply)
4	Balance tank (Field supply)
4.1	Automatic bleed valve
4.2	Drainage valve
4.3	Tbt1: Balance tank upper temperature sensor (optional)
4.4	Tbt2: Balance tank lower temperature sensor (optional)
4.5	Filing vlave
5	P_D: Outside circulation pump (Field supply)
6.1	Tsolar: Solar temperature sensor (Optional)
6.2	Solar Panel
7	P_D: DHW pipe pump (Field supply)
9	Expansion vessel (Field supply)
10	T1: Total water flow temperature sensor (Optional)
11	Domestic water tank (field supply)
11.1	TBH: Domestic water tank heater
11.2	Coin 1, heat exchanger for heat pump
11.3	Coin 2, heat exchanger for solar energy
12	Filter (Accessory)
13	Check vlave (Field supply)
14	Shut-off vlave (Field supply)
17	Tap water inlet pipe (Field supply)
18	Hot water tap (Field supply)
19	Collector/distributor (Field supply)
20	Bypass vlave (Field supply)
23	Mixing station (Field supply)
24	Automatic bleed vlave (Field supply)
25	Water manometer (Field supply)
FHL1...n	Floor heating loop (Field supply)
ZONE1	The space operate cooling or heating mode
ZONE2	The space only operate heating mode
AHS	Auxiliary heat source (Field supply)



Code	Assembly unit
1	Outdoor Unit
2	Indoor Unit
3	User Interface
4	Tap water - inlet pipe (Field supply)
5	Balance tank (Field supply)
5.1	Automatic air purge vlave
5.2	Drainage vlave
6	P_o: zone 1 circulation pump (Field supply)
7	DHW pump - inlet pipe (Field supply)
8	Mixing station (Field supply)
8.1	sv3: Mixing vlave (Field Supply)
8.2	P_c: zone 2 circulation pump
9	Check vlave (Field supply)
10	DHW production - outlet pipe (Field supply)
13	Expansion vessel (Field supply)
15	Filter (Accessory)
17	Shut-off vlave (Field supply)
18	Safety vlave (Field supply)
23	Collection/distributor (Field Supply)
25	Multi thermostat board (optional)
RT 1...7	Low voltage room thermostat (Field Supply)
RT8	High voltage room thermostat (Field Supply)
TW2	Zone 2 water flow temperature sensor (optional)
FHL 1...n	Floor heating loop (field supply)
RAD1...n	Radiator (Field supply)

This installation diagrams are simplified versions, for more diagrams or further information please visit our web and check Aquatix Range manual or contact our presales department.

# Swimming pool HP KSWP

Swimming pool heat pump



Kaysun launches its new R32 KSWP heat pump, the ideal solution for heating swimming pools and extending their use throughout the year. With its Full Inverter components, it guarantees high performance and energy savings. The KSWP series has a Modbus connection, can be controlled through the APP and remotely through the IOT platform thanks to its built-in WiFi. Its compatibility

with SmartGrid networks, guaranteeing that the KSWP series uses the greatest possible amount of clean energy from the network and stores electrical energy in the pool. Apart from multiple protection systems in terms of control and regulation, it has the Silence mode that allows the sound pressure to be lowered even up to 38 dB(A) at 1m.



## Built-in Wifi

The equipment has a WiFi connection as standard, allowing remote control of the pool's heating.



## SG-ready

Ensures that ESG-Inv M Series uses as much clean energy as possible and stores it in the swimming pool. When the smart grid is fully supplied with clean energy, ESG-Inv M Series consume close to zero carbon.



Model		KSWP-70 DR8	KSWP-90 DR8	KSWP-120 DR8	KSWP-160 DR8	KSWP-200 DR8
Heating capacity / Boost Mode (A27/HR80%, W28°C)	kW	7,16 (10,3)	9,15 (12,8)	12,5 (14,5)	16,00 (18,70)	18,80 (21,80)
Power absorbed / Boost mode (A27/HR80%, W28°C)		0,95 (1,56)	1,35 (2,13)	1,79 (2,28)	2,67 (3,67)	3,62 (4,95)
COP / Boost Mode (A27/HR80%, W28°C)		7,50 (6,60)	6,80 (6,00)	7,00 (6,35)	6,00 (5,10)	5,20 (4,40)
Heating capacity / Boost Mode (A15/HR70%, W28°C)	kW	5,30 (7,30)	6,80 (9,30)	9,12 (10,5)	12,80 (15,00)	14,50 (17,00)
Power absorbed / Boost mode (A15/HR70%, W28°C)		1,04 (1,56)	1,39 (2,09)	1,81 (2,28)	2,84 (3,95)	3,45 (4,72)
COP / Boost Mode (A15/HR70%, W28°C)		5,10 (4,69)	4,90 (4,45)	5,05 (4,60)	4,50 (3,80)	4,20 (3,60)
Cooling capacity (A35, W28°C)	kW	45	52	7	78	86
Power absorbed (A35, W28°C)		113	155	175	26	331
EER (A35, W28°C)		398	335	4	3	26
Water outlet temperature; Heating min. / max.	°C	10 / 42	10 / 42	10 / 42	10 / 42	10 / 42
Water outlet temperature; Cooling min. / max.	°C	10 / 30	10 / 30	10 / 30	10 / 30	10 / 30
Swimming pool volume		<35	<45	<60	<80	<100
<b>&gt; Outdoor unit</b>		<b>KSWP-70 DR8</b>	<b>KSWP-90 DR8</b>	<b>KSWP-120 DR8</b>	<b>KSWP-160 DR8</b>	<b>KSWP-200 DR8</b>
Width / Height / Depth	mm	988 / 712 / 426	988 / 712 / 426	988 / 712 / 426	988 / 712 / 426	988 / 712 / 426
Net weight	kg	46	46	50	53	53
Heating sound pressure / Silent mode (A27/RH80%, W28°C)		41 / 38	43 / 38	49 / 38	50 / 39	54 / 40
Chilling sound pressure / Silent mode (A35, W28°C)		43 / 39	45 / 40	48 / 40	51 / 42	52 / 43
Power supply	V/ph/Hz	220-240 / 1 / 50	220-240 / 1 / 50	220-240 / 1 / 50	220-240 / 1 / 50	220-240 / 1 / 50
Max. intensity	A	1050	1100	1200	1800	2300
Water pipe connections	inch	DN50 PVC	DN50 PVC	DN50 PVC	DN50 PVC	DN50 PVC
Exchanger pressure drop		460	730	1380	2300	3300
Refrigerant, Type refrigerant		R-32	R-32	R-32	R-32	R-32
Refrigerant, Refrigerant charge	kg	55	55	75	78	78
<b>&gt; Hydraulic system</b>						
Water flow rated	m <sup>3</sup> /h	310	390	540	690	830
<b>&gt; Working range</b>						
Outdoor ambient temperature for cooling min. / max.	°C	15 / 43	15 / 43	15 / 43	15 / 43	15 / 43
Outdoor ambient temperature for heating min. / max.	°C	-7 / 43	-7 / 43	-7 / 43	-7 / 43	-7 / 43

# References

## Key Installations

**Aquatix** is a more sustainable solution than the traditional hot water boiler, with better energy efficiency and a quicker and more simple installation process. Energy savings and efficiency set this range apart.




**Institution St. Louis**  
School

*Location:* France  
*Initial situation:* Renovation  
*Units installed:* KHP 72 ACS + G1  
*Capacity:* 6.5 kW

### **Frigicoll**

#### Central Offices

*Location:* Sant Just Desvern (Barcelona, Spain)  
*Initial situation:* New construction  
*Units installed:* Aquantia  
*Capacity:* 6 kW



**Ruber Hospital**  
Public Building

*Location:* Madrid (Spain)  
*Initial situation:* Renovation  
*Units installed:* AIR-WATER  
*Capacity:* 130 kW



**Iteve**  
Business Centre

*Location:* Badajoz (Extremadura, Spain)  
*Initial situation:* Renovation  
*Units installed:* Compak KHP  
*Capacity:* 245 kW

**Jardines de Lorca**  
Hotel

*Location:* Murcia (Spain)  
*Initial situation:* New construction  
*Units installed:* AIR-WATER  
*Capacity:* 260 kW



**Synergym**  
Gym

*Location:* GYM (Spain)  
*Initial situation:* Renovation  
*Units installed:* 5 KHP 35 300 ACS1  
*Capacity:* 18 kW



**On Hotels Oceanfront**  
Hotel

*Location:* Matalascañas (Spain)  
*Initial situation:* Renovation  
*Units installed:* 2 KHP 420 ACS1  
*Capacity:* 80 kW



**Rafa Nadal International Centre**  
Public Building

*Location:* Balearic Islands (Spain)  
*Initial situation:* New construction  
*Units installed:* Aquatix Systems  
*Capacity:* 7 kW



**Quirón Hospital**  
Public Building

*Location:* Torrevieja (Spain)  
*Initial situation:* New construction  
*Units installed:* AIR-WATER  
*Capacity:* 65 kW







# Zen

## Commercial Range

Ducts	108
Cassette 600x600	112
Superslim Cassette 840x840	114
Superslim Cassette 840x840	116
Floor/Ceiling	118
Floor Standing	122
AHUKZ LCAC	124
Twins	126
Compatible controls and accessories	132
References	134

# Zen

## Commercial Range

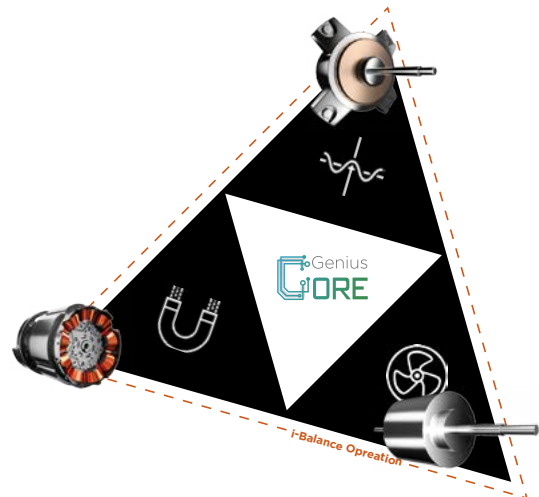


The Kaysun R-32 commercial range includes axial outdoor units, in addition to several types of indoor units. The Kaysun outdoor units are compact, robust machines that require little space for installation. They can be used with up to 75 metres of refrigerant piping and a height difference of 30 metres, in accordance with capacity.

### Full DC Inverter

The exclusive Kaysun GENIUS CORE algorithm provides the system with complete stability. Using the Alpha chip, the compressor, PWM module and DC motors in the unit work in an optimum way, adapting to the real demand and preventing losses of energy.

The dynamic adjustment of the electrical power guarantees constant equilibrium for the system, meaning the Kaysun units maintain powerful, efficient, stable performance even when operating for long periods.



### WiFi

It is possible to control Kaysun units via a tablet or smartphone as an option. The units can be managed remotely and they even have a weekly programmer.



### Twins

Within the range it is possible to install TWIN-type units, meaning the installation of two indoor units which provide greater distribution of air while improving climate control, in conjunction with a single outdoor unit.

## Kaysun technology, leading technology

### Bionic fan

Based on natural shapes and bionic principles, the design of the fan blades effectively reduces both noise and airflow resistance. In conjunction with optimised air ducting, it provides the same volume of airflow while consuming 30% less energy.



### V-PAM (Vector + I-PAM) Inverter Control

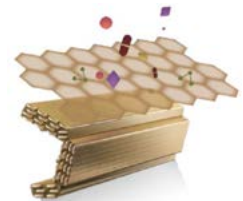
The V-PAM inverter control reduces the effects of magnetic flux and increases the maximum velocity and efficiency of the compressor through vector control technology.

### Twin-Rotary compressor

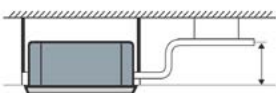
The Twin-Rotary compressor with 180° rotation system and symmetrical balance ensures low levels of vibration and noise thanks to the low torque.

### Golden Fin treatment

The batteries in indoor and outdoor units have Golden Fin anti-corrosion treatment as standard. This treatment allows them to enjoy unprecedented duration.



### Condensation pump included



All equipment, apart from the floor/ceiling units, have a condensation pump of up to 750 mm, and 1,000 mm in Superslim 840 x 840 cassette.



### Units with R-32

R-32 has an atmospheric warming potential of 675, less than that for R-410A, is more economical and is between 2 and 9% more efficient with a lower charging volume.



## Ducts

The Kaysun range for ducts is an excellent solution for places where it is necessary to distribute the air in a balanced way. They automatically adjust the static pressure and can be installed vertically to adapt to any area.



### Centralised controller

For overall integration and to monitor all the units, the first option is centralised control. The Kaysun range has a wide variety of centralised controllers and gateways for BMS integration.




### Vertical installation option

The products with capacity equal to 5,2 or higher can be installed both horizontally and vertically. The rest of the standard range must be installed only horizontally.



### Fresh air intake on the side of the unit

The intake of outdoor unit can be achieved directly by the unit through a pre-stamped hole on the side of the unit's body, and thus cleaner, fresher air can be obtained.

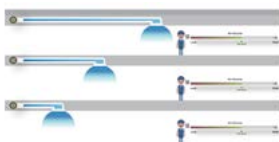


### Static pressure up to 200 Pa

Static pressure in some models with DR15 ducts reaches 200 Pa, to provide sufficient pressure and thus obtain an ideal air flow in all diffusers.

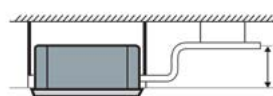
### Automatic adjustment of static pressure


The duct automatically modifies the static pressure required in order to provide maximum comfort and adapt the sound level.



### Condensation pump

All units have a condensation pump with the capacity to raise the level of water to a height difference of 750 mm.





KCT-04.1 SPSWF  
Standard



FOR COMPATIBLE CONTROLS AND ACCESSORIES SEE PAGE 132

Set Model		KPDA-26 DVR15	KPDA-35 DVR15	KPDA-52 DVR15
<b>&gt; Set</b>				
Cooling capacity rated	kW	2.63	3.52	5.28
Cooling capacity min. / max.	kW	0,35 / 3,07	0,52 / 3,99	1,31 / 6,15
Heating capacity rated	kW	3,07	3,81	6,01
Heating capacity min. / max.	kW	0,90 / 3,51	0,99 / 4,39	1,49 / 6,30
Cooling input rated	W	800	1080	1590
Cooling input min. / max.	W	145 / 1100	155 / 1373	360 / 2130
Heating input rated	W	1000	1038	1615
Heating input min. / max.	W	300 / 1300	302 / 1390	500 / 1850
EER		3.29	3.26	3.32
COP		3.07	3.67	3.72
SEER		6.3 - A++	6.3 - A++	6.5 - A++
SCOP		4.1 - A+	4.1 - A+	4.1 - A+
Shielded communication wiring	mm <sup>2</sup>	4x1	4x1	4x1
<b>&gt; Outdoor unit</b>				
		<b>KUE-26 DVR14</b>	<b>KUE-35 DVR13</b>	<b>KUE-52 DVR13</b>
Air flow	m <sup>3</sup> /h	2000	2000	2100
Sound pressure	dB(A)	54	54	59
Sound power level	dB(A)	61	61	62
Width / Height / Depth	mm	765 / 555 / 303	765 / 555 / 303	805 / 555 / 330
Net weight	kg	24.6	26.6	32.5
Power supply	V/ph/Hz	220-240/1/50	220-240/1/50	220-240/1/50
Power wiring	mm <sup>2</sup>	(2+T)x2,5	(2+T)x2,5	(2+T)x2,5
<b>&gt; Indoor unit</b>				
		<b>KPD-26 DR15</b>	<b>KPD-35 DR15</b>	<b>KPD-52 DR15</b>
Air flow low / medium / high	m <sup>3</sup> /h	300 / 480 / 600	300 / 480 / 600	600 / 780 / 900
Sound pressure low / medium / high	dB(A)	29 / 31 / 34	30 / 32 / 34	34 / 31 / 36.5
Sound power level	dB(A)	55	56	53
Max. pressure available	Pa	80	100	160
Width / Height / Depth	mm	700 / 200 / 506	700 / 200 / 506	700 / 245 / 750
Net weight	kg	18	18	24.4
Possibility of vertical installation		No	No	Yes
<b>&gt; Refrigerant</b>				
Type refrigerant		R-32	R-32	R-32
Refrigerant charge	kg	0.65	0.71	1.15
Liquid / Gas pipe diameter	inch	1/4" / 3/8"	1/4" / 3/8"	1/4" / 1/2"
Piping total length	m	25	25	30
Vertical piping max. length	m	10	10	20
<b>&gt; Working range</b>				
Outdoor ambient temperature for cooling min. / max.	°C	-15 / 50	-15 / 50	-15 / 50
Outdoor ambient temperature for heating min. / max.	°C	-15 / 24	-15 / 24	-15 / 24

**Cooling and heating capacity. Cooling and heating input. Energy efficiency:** Data for standard conditions. The actual operation conditions depend on the place in which the equipment has been installed and the use made of it.

**Sound pressure:** Measurement of the sound pressure is taken using a semi-anechoic chamber at a distance of 1 m from the machine.

**Power wiring:** The power wiring is up to 10 m approximately. It must be calculated more precisely for each installation.

**Supplementary charge:** The initial factory charge of the machines is valid for the first 5 m (liquid line). For greater distances, a supplementary charge is required, in accordance with the formula 0.012 kg/m × (L-5) in the liquid line is 1/4". For greater diameters, use 0.024 kg/m × (L-5).

**Compatible controllers:** The units can integrate one of the controllers from the table or the one recommended by Kaysun. For further information regarding compatibility, see the chapter on Controllers.

**NOTE:** Before installing these units, current legislation regarding refrigerant gases must be consulted.

# Ducts

R-32  
REFRIGERANTDRAINAGE  
PUMP50/60  
HzCOMPATIBLE  
WITH AIRZONE

SMART HOME

ON/OFF  
CONTACTFRESH AIR  
SUPPLY

Set Model		KPDA-71 DVR15	KPDA-90 DVR15	KPDA-105 DVR15	KPDA-105 DTR15
<b>&gt; Set</b>					
Cooling capacity rated	kW	7.03	8.79	10.55	10.55
Cooling capacity min. / max.	kW	3,22 / 7,91	2,22 / 9,50	2,75 / 11,14	2,75 / 11,14
Heating capacity rated	kW	7,62	9,38	11,73	11,73
Heating capacity min. / max.	kW	2,78 / 8,56	2,69 / 9,79	2,78 / 12,78	2,78 / 12,84
Cooling input rated	W	2280	2800	3950	4000
Cooling input min. / max.	W	750 / 2860	190 / 3400	900 / 4150	890 / 4200
Heating input rated	W	2000	2400	3250	3250
Heating input min. / max.	W	640 / 2500	430 / 2600	800 / 3950	780 / 4000
EER		3.08	3.14	2.67	2.64
COP		3.81	3.91	3.61	3.61
SEER		6.5 - A++	6.3 - A++	6.2 - A++	6.1 - A++
SCOP		4.2 - A+	4.1 - A+	4.1 - A+	4.1 - A+
Shielded communication wiring	mm <sup>2</sup>	4x1	4x1	4x1	4x1
<b>&gt; Outdoor unit</b>					
		<b>KUE-71 DVR14</b>	<b>KUE-90 DVR14</b>	<b>KUE-105 DVR13</b>	<b>KUE-105 DTR13</b>
Air flow	m <sup>3</sup> /h	3500	3800	4000	4000
Sound pressure	dB(A)	60	63	63	63
Sound power level	dB(A)	69	70	70	70
Width / Height / Depth	mm	890 / 673 / 342	946 / 810 / 410	946 / 810 / 410	946 / 810 / 410
Net weight	kg	41.9	51	66.9	80.5
Power supply	V/ph/Hz	220-240/1/50	220-240/1/50	220-240/1/50	380-415/3/50
Power wiring	mm <sup>2</sup>	(2+T)x2,5	(2+T)x2,5	(2+T)x4	(4+T)x2,5
<b>&gt; Indoor unit</b>					
		<b>KPD-71 DR15</b>	<b>KPD-90 DR15</b>	<b>KPD-105 DR15</b>	<b>KPD-105 DR15</b>
Air flow low / medium / high	m <sup>3</sup> /h	700 / 1000 / 1200	900 / 1200 / 1500	1100 / 1300 / 1600	1100 / 1300 / 1600
Sound pressure low / medium / high	dB(A)	31 / 32.5 / 33.5	35 / 37 / 39	33 / 36 / 38	34 / 37 / 40
Sound power level	dB(A)	56	58	60	60
Max. pressure available	Pa	160	160	160	160
Width / Height / Depth	mm	1000 / 245 / 750	1000 / 245 / 750	1200 / 245 / 750	1200 / 245 / 750
Net weight	kg	31.8	32.7	38.4	38.4
Possibility of vertical installation		Yes	Yes	Yes	Yes
<b>&gt; Refrigerant</b>					
Type refrigerant		R-32	R-32	R-32	R-32
Refrigerant charge	kg	1.4	1.8	2.4	2.4
Liquid / Gas pipe diameter	inch	3/8" / 5/8"	3/8" / 5/8"	3/8" / 5/8"	3/8" / 5/8"
Piping total length	m	50	50	75	75
Vertical piping max. length	m	25	25	30	30
<b>&gt; Working range</b>					
Outdoor ambient temperature for cooling min. / max.	°C	-15 / 50	-15 / 50	-15 / 50	-15 / 50
Outdoor ambient temperature for heating min. / max.	°C	-15 / 24	-15 / 24	-15 / 24	-15 / 24

**Cooling and heating capacity. Cooling and heating input. Energy efficiency:** Data for standard conditions. The actual operation conditions depend on the place in which the equipment has been installed and the use made of it.

**Sound pressure:** Measurement of the sound pressure is taken using a semi-anechoic chamber at a distance of 1 m from the machine.

**Power wiring:** The power wiring is up to 10 m approximately. It must be calculated more precisely for each installation.

**Supplementary charge:** The initial factory charge of the machines is valid for the first 5 m (liquid line). For greater distances, a supplementary charge is required, in accordance with the formula  $0.012 \text{ kg/m} \times (L-5)$  in the liquid line is 1/4". For greater diameters, use  $0.024 \text{ kg/m} \times (L-5)$ .

**Compatible controllers:** The units can integrate one of the controllers from the table or the one recommended by Kaysun. For further information regarding compatibility, see the chapter on Controllers.

**NOTE:** Before installing these units, current legislation regarding refrigerant gases must be consulted.



KCT-04.1 SPSWF  
Standard



FOR COMPATIBLE CONTROLS AND ACCESSORIES SEE PAGE 132

Set Model		KPDA-125 DVR15	KPDA-140 DTR15	KPDA-140 DVR15	KPDA-160 DTR15
<b>&gt; Set</b>					
Cooling capacity rated	kW	12.02	14.07	14.07	15.24
Cooling capacity min. / max.	kW	2,93 / 12,31	3,51 / 15,83	3,51 / 15,83	4,10 / 17,30
Heating capacity rated	kW	13,48	16,12	16,12	17,59
Heating capacity min. / max.	kW	3,37 / 14,07	4,10 / 17,59	4,10 / 17,59	4,39 / 20,52
Cooling input rated	W	4200	4800	4800	5250
Cooling input min. / max.	W	680 / 4500	810 / 6450	810 / 6450	1030 / 6650
Heating input rated	W	3450	4600	4600	5150
Heating input min. / max.	W	750 / 4100	950 / 5800	950 / 5800	950 / 6600
EER		2.86	2.93	2.93	2.90
COP		3.91	3.50	3.50	3.42
SEER		6.1 - A++	6.1 - A++	6.1 - A++	6.1 - A++
SCOP		4.0 - A+	4.0 - A+	4.0 - A+	4.0 - A+
Shielded communication wiring	mm <sup>2</sup>	4x1	4x1	4x1	4x1
<b>&gt; Outdoor unit</b>					
Air flow	m <sup>3</sup> /h	4000	5600	5600	5600
Sound pressure	dB(A)	63	64.5	64.5	65
Sound power level	dB(A)	73	73	73	74
Width / Height / Depth	mm	946 / 810 / 410	990 / 975 / 375	990 / 975 / 375	990 / 975 / 375
Net weight	kg	71.0	90.0	82.0	92.0
Power supply	V/ph/Hz	220-240/1/50	380-415/3/50	220-240/1/50	380-415/3/50
Power wiring	mm <sup>2</sup>	(2+T)x4	(4+T)x2,5	(2+T)x4	(4+T)x2,5
<b>&gt; Indoor unit</b>					
Air flow low / medium / high	m <sup>3</sup> /h	1300 / 1700 / 2000	1300 / 1700 / 2000	1300 / 1700 / 2000	1500 / 1900 / 2200
Sound pressure low / medium / high	dB(A)	36 / 37.5 / 39	40 / 42 / 44	40 / 42 / 44	41.5 / 43 / 44.5
Sound power level	dB(A)	65	65	65	66
Max. pressure available	Pa	160	200	200	200
Width / Height / Depth	mm	1200 / 245 / 750	1200 / 245 / 750	1200 / 245 / 750	1200 / 300 / 750
Net weight	kg	40.4	40.4	40.4	47.4
Possibility of vertical installation		Yes	Yes	Yes	Yes
<b>&gt; Refrigerant</b>					
Type refrigerant		R-32	R-32	R-32	R-32
Refrigerant charge	kg	2.8	2.9	2.9	3.2
Liquid / Gas pipe diameter	inch	3/8" / 5/8"	3/8" / 5/8"	3/8" / 5/8"	3/8" / 5/8"
Piping total length	m	75	75	75	75
Vertical piping max. length	m	30	30	30	30
<b>&gt; Working range</b>					
Outdoor ambient temperature for cooling min. / max.	°C	-15 / 50	-15 / 50	-15 / 50	-15 / 50
Outdoor ambient temperature for heating min. / max.	°C	-15 / 24	-15 / 24	-15 / 24	-15 / 24

**Cooling and heating capacity. Cooling and heating input. Energy efficiency:** Data for standard conditions. The actual operation conditions depend on the place in which the equipment has been installed and the use made of it.

**Sound pressure:** Measurement of the sound pressure is taken using a semi-anechoic chamber at a distance of 1 m from the machine.

**Power wiring:** The power wiring is up to 10 m approximately. It must be calculated more precisely for each installation.

**Supplementary charge:** The initial factory charge of the machines is valid for the first 5 m (liquid line). For greater distances, a supplementary charge is required, in accordance with the formula 0.012 kg/m × (L-5) in the liquid line is 1/4". For greater diameters, use 0.024 kg/m × (L-5).

**Compatible controllers:** The units can integrate one of the controllers from the table or the one recommended by Kaysun. For further information regarding compatibility, see the chapter on Controllers.

**NOTE:** Before installing these units, current legislation regarding refrigerant gases must be consulted.



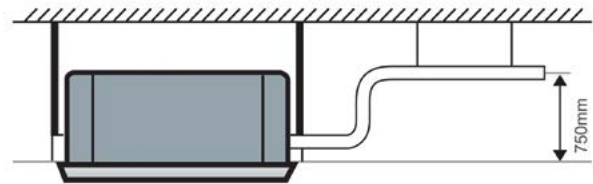
## Cassette 600x600

The Kaysun 600x600 cassette fits perfectly within any ceiling thanks to its 600x600 dimensions. The panel provides 360° airflow in order to achieve uniform air distribution, thanks to its low-consumption DC Inverter fan.




### Wired controller

This unit is compatible with wired controller, allowing the installation of the control in the most convenient place within the space to be climate conditioned.



### Condensation pump

The Kaysun cassettes incorporate condensation pumps as standard, which allow the water to be raised to a difference in height of 750 mm.



### 360° airflow

The Kaysun cassettes are fitted with a 360° air diffusion system that allows them to reach every corner of the room and provide maximum comfort to users.



### WiFi

It is possible to control Kaysun units via a tablet or smartphone as an option.



### DC Inverter fan

The unit is equipped with low-consumption DC Inverter fans which provide more comfortable environments and attain high levels of energy efficiency.





KID-06 S  
Standard



FOR COMPATIBLE CONTROLS AND ACCESSORIES SEE PAGE 132

ZEN  
COMMERCIAL

Set Model		KCIA-26 DVR15	KCIA-35 DVR15	KCIA-52 DVR15
<b>&gt; Set</b>				
Cooling capacity rated	kW	2.63	3.52	5.28
Cooling capacity min. / max.	kW	0.35 / 3.07	0.85 / 4.16	2.9 / 5.59
Heating capacity rated	kW	3.07	3.81	5.57
Heating capacity min. / max.	kW	0.90 / 3.51	0.47 / 4.34	2.37 / 6.1
Cooling input rated	W	800	1015	1550
Cooling input min. / max.	W	145 / 1100	160 / 1450	720 / 2040
Heating input rated	W	1000	1020	1560
Heating input min. / max.	W	300 / 1300	125 / 1390	700 / 1950
EER		3.29	3.47	3.41
COP		3.07	3.73	3.57
SEER		6.3 - A++	6.8 - A++	6.5 - A++
SCOP		4.1 - A+	4.1 - A+	4.1 - A+
Shielded communication wiring	mm <sup>2</sup>	4x1	4x1	4x1
<b>&gt; Outdoor unit</b>				
		<b>KUE-26 DVR14</b>	<b>KUE-35 DVR13</b>	<b>KUE-52 DVR13</b>
Air flow	m <sup>3</sup> /h	2000	2000	2100
Sound pressure	dB(A)	54	54	56
Sound power level	dB(A)		61	62
Width / Height / Depth	mm	765 / 555 / 303	765 / 555 / 303	805 / 555 / 330
Net weight	kg	24.6	24.6	32.5
Power supply	V/ph/Hz	220-240/1/50	220-240/1/50	220-240/1/50
Power wiring	mm <sup>2</sup>	(2+T)x2,5	(2+T)x2,5	(2+T)x2,5
<b>&gt; Indoor unit</b>				
		<b>KCI-26 DR15</b>	<b>KCI-35 DR15</b>	<b>KCI-52 DR15</b>
Air flow low / medium / high	m <sup>3</sup> /h	330 / 520 / 620	330 / 520 / 620	300 / 540 / 660
Sound pressure	dB(A)	25.5 / / 31.5 / 38.5 / / 42 /	25.5 / / 31.5 / 38.5 / / 42 /	25 / / 31.5 / 41 / / 44 /
Sound power level	dB(A)	55	55	59
Width / Height / Depth	mm	570 / 245 / 570	570 / 245 / 570	570 / 245 / 570
Net weight	kg	16.2	16.2	16.2
Power supply	V/ph/Hz	With communication	With communication	With communication
Panel; Model		KPA-03B 600x600	KPA-03B 600x600	KPA-03B 600x600
Panel; Width / Height / Depth	mm	620 / 50 / 620	620 / 50 / 620	/ /
Panel; Net weight	kg	2.7	2.7	
<b>&gt; Refrigerant</b>				
Type refrigerant		R-32	R-32	R-32
Refrigerant charge	kg	0.65	0.71	1.15
Liquid / Gas pipe diameter	inch	1/4" / 3/8"	1/4" / 3/8"	1/4" / 1/2"
Piping total length	m	25	25	30
Vertical piping max. length	m	10	10	20
<b>&gt; Working range</b>				
Outdoor ambient temperature for cooling min. / max.	°C	-15 / 50	-15 / 50	-15 / 50
Outdoor ambient temperature for heating min. / max.	°C	-15 / 24	-15 / 24	-15 / 24

Provisional data

**Cooling and heating capacity. Cooling and heating input. Energy efficiency:** Data for standard conditions. The actual operation conditions depend on the place in which the equipment has been installed and the use made of it.

**Sound pressure:** Measurement of the sound pressure is taken using a semi-anechoic chamber at a distance of 1 m from the machine.

**Power wiring:** The power wiring is up to 10 m approximately. It must be calculated more precisely for each installation.

**Supplementary charge:** The initial factory charge of the machines is valid for the first 5 m (liquid line). For greater distances, a supplementary charge is required, in accordance with the formula 0.012 kg/m × (L-5) in the liquid line is 1/4". For greater diameters, use 0.024 kg/m × (L-5).

**Compatible controllers:** The units can integrate one of the controllers from the table or the one recommended by Kaysun. For further information regarding compatibility, see the chapter on Controllers.

**NOTE:** Before installing these units, current legislation regarding refrigerant gases must be consulted.



## Superslim Cassette 840x840

The Kaysun low profile Cassette SuperSlim 840x840 units with 360° airflow achieve uniform, rapid climate control which reaches every corner of the room thanks to their DC Inverter fans.

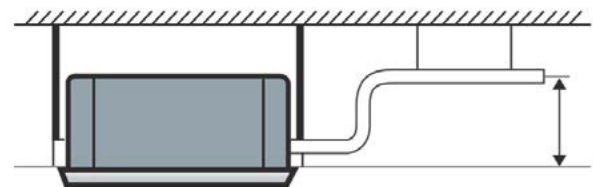
### Outdoor air intake

The possibility to supply fresh air directly into the unit to keep the indoor environment fresh and healthy.



### Low-profile design

They can be installed in very shallow false ceilings thanks to their reduced height.



### New condensation pump

The Kaysun cassettes incorporate condensation pumps as standard, which allow the water to be raised to a difference in height of 1,000 m.



### WiFi

It is possible to control Kaysun units via a tablet or smartphone as an option.



### DC Inverter fan

The unit is equipped with low-consumption DC Inverter fans which provide more comfortable environments and attain high levels of energy efficiency.



Set model		KCISA-71 DVR15	KCISA-90 DVR15	KCISA-105 DVR14
<b>&gt; Set</b>				
Cooling capacity rated	kW	7.03	8.79	10.55
Cooling capacity min. / max.	kW	3.3 / 7.91	2.23 / 9.38	2.7 / 11.43
Heating capacity rated	kW	7.52	9.38	11.14
Heating capacity min. / max.	kW	2.79 / 8.50	2.7 / 9.73	2.78 / 12.66
Heating capacity rated at -7°C	kW	3.31	6.55	7.52
Cooling input rated	W	2320	2750	4000
Cooling input min. / max.	W	780 / 2750	190 / 3000	890 / 4150
Heating input rated	W	1900	2450	3000
Heating input min. / max.	W	610 / 2300	430 / 2550	780 / 4000
EER		2.88	3.2	2.65
COP		4.10	4	3.68
COP at -7°C		2.65	2.55	2.6
SEER		6.3 - A++	6.6 - A++	6.1 - A++
SCOP		4.1 - A+	4.2 - A+	4 - A+
Shielded communication wiring	mm <sup>2</sup>	4x1	4x1	4x1
<b>&gt; Outdoor unit</b>				
		<b>KUE-71 DVR14</b>	<b>KUE-90 DVR14</b>	<b>KUE-105 DVR13</b>
Air flow	m <sup>3</sup> /h	3500	3800	4000
Sound pressure	dB(A)	60	62	63
Sound power level	dB(A)	68	70	70
Width / Height / Depth	mm	890 / 673 / 342	946 / 810 / 410	946 / 810 / 410
Net weight	kg	41.9	51	66.900
Power supply	V/ph/Hz	220-240/1/50	220-240/1/50	220-240/1/50
Power wiring	mm <sup>2</sup>	(2+T)x2,5	(2+T)x2,5	(2+T)x4
<b>&gt; Indoor unit</b>				
		<b>KCIS-71 DR14</b>	<b>KCIS-90 DR14</b>	<b>KCIS-105 DR14</b>
Air flow low / medium / high	m <sup>3</sup> /h	992 / 1118 / 1247	1300 / 1530 / 1700	1300 / 1530 / 1700
Sound pressure low / medium / high	dB(A)	42 / 47.5 / 50	46 / 48 / 50.5	46 / 49 / 51
Sound power level	dB(A)	59	63	64
Width / Height / Depth	mm	830 / 205 / 830	830 / 245 / 830	830 / 245 / 830
Net weight	kg	21.6	24.6	27.2
Power supply	V/ph/Hz	With communication	With communication	With communication
Power wiring	mm <sup>2</sup>	With communication	With communication	With communication
Panel; Model		LCAC KPA4-04B 840x840	LCAC KPA4-04B 840x840	LCAC KPA4-04B 840x840
Panel; Width / Height / Depth	mm	950 / 55 / 950	950 / 55 / 950	950 / 55 / 950
Panel; Net weight	kg	6	6	6
<b>&gt; Refrigerant</b>				
Type refrigerant		R-32	R-32	R-32
Refrigerant charge	kg	1.9	2	2.4
Liquid / Gas pipe diameter	inch	3/8" / 5/8"	3/8" / 5/8"	3/8" / 5/8"
Piping total length	m	50	50	75
Vertical piping max. length	m	25	25	30
<b>&gt; Working range</b>				
Outdoor ambient temperature for cooling min. / max.	°C	-15 / 50	-15 / 50	-15 / 50
Outdoor ambient temperature for heating min. / max.	°C	-15 / 24	-15 / 24	-15 / 24

**Cooling and heating capacity. Cooling and heating input. Energy efficiency:** Data for standard conditions. The actual operation conditions depend on the place in which the equipment has been installed and the use made of it.

**Sound pressure:** Measurement of the sound pressure is taken using a semi-anechoic chamber at a distance of 1 m from the machine.

**Power wiring:** The power wiring is up to 10 m approximately. It must be calculated more precisely for each installation.

**Supplementary charge:** The initial factory charge of the machines is valid for the first 5 m (liquid line). For greater distances, a supplementary charge is required, in accordance with the formula 0.012 kg/m × (L-5) in the liquid line is 1/4". For greater diameters, use 0.024 kg/m × (L-5).

**Compatible controllers:** The units can integrate one of the controllers from the table or the one recommended by Kaysun. For further information regarding compatibility, see the chapter on Controllers.

**NOTE:** Before installing these units, current legislation regarding refrigerant gases must be consulted.

# Superslim Cassette 840x840



FOR COMPATIBLE CONTROLS AND ACCESSORIES SEE PAGE 132

Set model		KCISA-105 DTR14	KCISA-125 DVR14	KCISA-140 DVR15
<b>&gt; Set</b>				
Cooling capacity rated	kW	10.55	12.02	14.07
Cooling capacity min. / max.	kW	2.7 / 11.43	2.93 / 12.31	3.52 / 15.83
Heating capacity rated	kW	11.14	13.48	16.12
Heating capacity min. / max.	kW	2.78 / 12.66	3.37 / 14.07	4.10 / 17.00
Heating capacity rated at -7°C	kW	7.08	8.41	9.74
Cooling input rated	W	4000	4200	4850
Cooling input min. / max.	W	890 / 4150	680 / 4350	810 / 5700
Heating input rated	W	3000	3700	4500
Heating input min. / max.	W	780 / 4000	750 / 4250	910 / 5800
EER		2.65	2.85	3.03
COP		3.68	3.6	3.5
COP at -7°C		2.65	2.65	2.68
SEER		6.1 - A++	6.1 - A++	6.1 - A++
SCOP		4 - A+	4 - A+	4.0 - A+
Shielded communication wiring	mm <sup>2</sup>	4x1	4x1	4x1
<b>&gt; Outdoor unit</b>				
		<b>KUE-105 DTR13</b>	<b>KUE-125 DVR13</b>	<b>KUE-140 DVR14</b>
Air flow	m <sup>3</sup> /h	4000	4000	5600
Sound pressure	dB(A)	63	63	64
Sound power level	dB(A)	70	72	73
Width / Height / Depth	mm	946 / 810 / 410	946 / 810 / 410	990 / 975 / 375
Net weight	kg	80.5	71	82.0
Power supply	V/ph/Hz	380-415/3/50	220-240/1/50	220-240/1/50
Power wiring	mm <sup>2</sup>	(4+T)x2,5	(2+T)x4	(4+T)x2,5
<b>&gt; Indoor unit</b>				
		<b>KCIS-105 DR14</b>	<b>KCIS-125 DR14</b>	<b>KCIS-140 DR14</b>
Air flow low / medium / high	m <sup>3</sup> /h	1300 / 1530 / 1700	1600 / 1750 / 1900	1600 / 1750 / 1900
Sound pressure low / medium / high	dB(A)	46 / 49 / 51	47.5 / 50 / 52.5	48 / 50.5 / 52.5
Sound power level	dB(A)	64	66	66
Width / Height / Depth	mm	830 / 245 / 830	830 / 287 / 830	830 / 287 / 830
Net weight	kg	27.2	29.3	29.3
Power supply	V/ph/Hz	With communication	With communication	With communication
Power wiring	mm <sup>2</sup>	With communication	With communication	With communication
Panel; Model		LCAC KPA4-04B 840x840	LCAC KPA4-04B 840x840	LCAC KPA4-04B 840x840
Panel; Width / Height / Depth	mm	950 / 55 / 950	950 / 55 / 950	950 / 55 / 950
Panel; Net weight	kg	6	6	6
<b>&gt; Refrigerant</b>				
Type refrigerant		R-32	R-32	R-32
Refrigerant charge	kg	2.4	2.8	2.9
Liquid / Gas pipe diameter	inch	3/8" / 5/8"	3/8" / 5/8"	3/8" / 5/8"
Piping total length	m	75	75	75
Vertical piping max. length	m	30	30	30
<b>&gt; Working range</b>				
Outdoor ambient temperature for cooling min. / max.	°C	-15 / 50	-15 / 50	-15 / 50
Outdoor ambient temperature for heating min. / max.	°C	-15 / 24	-15 / 24	-15 / 24

**Cooling and heating capacity. Cooling and heating input. Energy efficiency:** Data for standard conditions. The actual operation conditions depend on the place in which the equipment has been installed and the use made of it.

**Sound pressure:** Measurement of the sound pressure is taken using a semi-anechoic chamber at a distance of 1 m from the machine.

**Power wiring:** The power wiring is up to 10 m approximately. It must be calculated more precisely for each installation.

**Supplementary charge:** The initial factory charge of the machines is valid for the first 5 m (liquid line). For greater distances, a supplementary charge is required, in accordance with the formula  $0.012 \text{ kg/m} \times (L-5)$  in the liquid line is 1/4". For greater diameters, use  $0.024 \text{ kg/m} \times (L-5)$ .

**Compatible controllers:** The units can integrate one of the controllers from the table or the one recommended by Kaysun. For further information regarding compatibility, see the chapter on Controllers.

**NOTE:** Before installing these units, current legislation regarding refrigerant gases must be consulted.



KID-06 S  
Standard



FOR COMPATIBLE CONTROLS AND ACCESSORIES SEE PAGE 132

ZEN  
COMMERCIAL

Set model		KCISA-140 DTR15	KCISA-160 DTR15
<b>&gt; Set</b>			
Cooling capacity rated	kW	14.07	15.24
Cooling capacity min. / max.	kW	3.52 / 15.83	4.10 / 16.12
Heating capacity rated	kW	16.12	18.17
Heating capacity min. / max.	kW	4.20 / 17.29	4.40 / 19.05
Heating capacity rated at -7°C	kW	9.74	10.53
Cooling input rated	W	4980	5700
Cooling input min. / max.	W	810 / 6350	1000 / 6250
Heating input rated	W	4580	5700
Heating input min. / max.	W	900 / 5500	1020 / 6350
EER		3.03	2.95
COP		3.5	3.22
COP at -7°C		2.68	2.59
SEER		6.1 - A++	6.1 - A++
SCOP		4.0 - A+	4.0 - A+
Shielded communication wiring	mm <sup>2</sup>	4x1	4x1
<b>&gt; Outdoor unit</b>			
		<b>KUE-140 DTR14</b>	<b>KUE-160 DTR14</b>
Air flow	m <sup>3</sup> /h	5600	5600
Sound pressure	dB(A)	64	65
Sound power level	dB(A)	73	75
Width / Height / Depth	mm	990 / 975 / 375	990 / 975 / 375
Net weight	kg	90.0	92.0
Power supply	V/ph/Hz	380-415/3/50	380-415/3/50
Power wiring	mm <sup>2</sup>	(4+T)x2,5	(4+T)x2,5
<b>&gt; Indoor unit</b>			
		<b>KCIS-140 DR14</b>	<b>KCIS-160 DR14</b>
Air flow low / medium / high	m <sup>3</sup> /h	1600 / 1750 / 1900	1650 / 1850 / 2000
Sound pressure low / medium / high	dB(A)	48 / 50.5 / 52.5	49.5 / 52 / 54.5
Sound power level	dB(A)	66	66
Width / Height / Depth	mm	830 / 287 / 830	830 / 287 / 830
Net weight	kg	29.3	29.3
Power supply	V/ph/Hz	With communication	With communication
Power wiring	mm <sup>2</sup>	With communication	With communication
Panel; Model		LCAC KPA4-04B 840x840	LCAC KPA4-04B 840x840
Panel; Width / Height / Depth	mm	950 / 55 / 950	950 / 55 / 950
Panel; Net weight	kg	6	6
<b>&gt; Refrigerant</b>			
Type refrigerant		R-32	R-32
Refrigerant charge	kg	2.9	3
Liquid / Gas pipe diameter	inch	3/8" / 5/8"	3/8" / 5/8"
Piping total length	m	75	75
Vertical piping max. length	m	30	30
<b>&gt; Working range</b>			
Outdoor ambient temperature for cooling min. / max.	°C	-15 / 50	-15 / 50
Outdoor ambient temperature for heating min. / max.	°C	-15 / 24	-15 / 24

**Cooling and heating capacity. Cooling and heating input. Energy efficiency:** Data for standard conditions. The actual operation conditions depend on the place in which the equipment has been installed and the use made of it.

**Sound pressure:** Measurement of the sound pressure is taken using a semi-anechoic chamber at a distance of 1 m from the machine.

**Power wiring:** The power wiring is up to 10 m approximately. It must be calculated more precisely for each installation.

**Supplementary charge:** The initial factory charge of the machines is valid for the first 5 m (liquid line). For greater distances, a supplementary charge is required, in accordance with the formula 0.012 kg/m × (L-5) in the liquid line is 1/4". For greater diameters, use 0.024 kg/m × (L-5).

**Compatible controllers:** The units can integrate one of the controllers from the table or the one recommended by Kaysun. For further information regarding compatibility, see the chapter on Controllers.

**NOTE:** Before installing these units, current legislation regarding refrigerant gases must be consulted.



## Floor/Ceiling

Floor/Ceiling units complete the extensive Kaysun Zen R-32 range. They can be installed in vertical or horizontal position. Thanks to the Inverter fan on the indoor unit, sound and consumption levels remain as low as possible.

### Versatility

Thanks to the two installation options, in the ceiling or the floor, it is capable of easily adapting to any installation type.



### WiFi

These units have the option of WiFi control via smartphone or tablet, making it easy and convenient to control the unit from anywhere.



### Ease of maintenance

The units feature easy access to main components and parts, to facilitate maintenance, cleaning and repair.



### DC Inverter fan

The unit is equipped with a DC Inverter fan, to improve comfort and reduce the unit's consumption.



FOR COMPATIBLE CONTROLS AND ACCESSORIES SEE PAGE 132

ZEN COMMERCIAL

Set model		KPCA-52 DVR14	KPCA-71 DVR15	KPCA-105 DVR14
<b>&gt; Set</b>				
Cooling capacity rated	kW	5.28	7.03	10.55
Cooling capacity min. / max.	kW	2.71 / 5.86	3.22 / 7.95	2.73 / 11.78
Heating capacity rated	kW	5.57	7.62	11.72
Heating capacity min. / max.	kW	2.42 / 6.3	2.72 / 8.50	2.81 / 12.78
Heating capacity rated at -7°C	kW	3.54	4.87	7.61
Cooling input rated	W	1450	2300	4000
Cooling input min. / max.	W	670 / 2027	750 / 2730	890 / 4300
Heating input rated	W	1500	1980	3350
Heating input min. / max.	W	540 / 1640	650 / 2940	780 / 3950
EER		3.7	2.95	2.6
COP		3.75	4	3.6
COP at -7°C		2.88	2.72	2.5
SEER		6.1 - A++	6.1 - A++	6.1 - A++
SCOP		4 - A+	4.1 - A+	4 - A+
Shielded communication wiring	mm <sup>2</sup>	4x1	4x1	4x1
<b>&gt; Outdoor unit</b>				
		<b>KUE-52 DVR13</b>	<b>KUE-71 DVR14</b>	<b>KUE-105 DVR13</b>
Air flow	m <sup>3</sup> /h	2100	3500	3800
Sound pressure	dB(A)	56	60	62
Sound power level	dB(A)	65	68	70
Width / Height / Depth	mm	805 / 555 / 330	890 / 673 / 342	946 / 810 / 410
Net weight	kg	32.5	41.9	52.8
Power supply	V/ph/Hz	220-240/1/50	220-240/1/50	220-240/1/50
Power wiring	mm <sup>2</sup>	(2+T)x1,5	(2+T)x2,5	(2+T)x4
<b>&gt; Indoor unit</b>				
		<b>KPC-52 DR14</b>	<b>KPC-71 DR14</b>	<b>KPC-105 DR14</b>
Air flow low / medium / high	m <sup>3</sup> /h	723 / 839 / 958	853 / 1023 / 1192	1504 / 1728 / 1955
Sound pressure low / medium / high	dB(A)	37 / 41 / 44	43 / 47 / 51	45 / 47.5 / 51
Sound power level	dB(A)	59	55	65
Width / Height / Depth	mm	1068 / 235 / 675	1068 / 235 / 675	1650 / 235 / 675
Net weight	kg	28	28	41.5
Power supply	V/ph/Hz	With communication	With communication	With communication
Power wiring	mm <sup>2</sup>	With communication	With communication	With communication
<b>&gt; Refrigerant</b>				
Type refrigerant		R-32	R-32	R-32
Refrigerant charge	kg	1.15	1.5	2
Liquid / Gas pipe diameter	inch	1/4" / 1/2"	3/8" / 5/8"	3/8" / 5/8"
Piping total length	m	30	50	50
Vertical piping max. length	m	20	25	25
<b>&gt; Working range</b>				
Outdoor ambient temperature for cooling min. / max.	°C	-15 / 50	-15 / 50	-15 / 50
Outdoor ambient temperature for heating min. / max.	°C	-15 / 24	-15 / 24	-15 / 24

**Cooling and heating capacity. Cooling and heating input. Energy efficiency:** Data for standard conditions. The actual operation conditions depend on the place in which the equipment has been installed and the use made of it.

**Sound pressure:** Measurement of the sound pressure is taken using a semi-anechoic chamber at a distance of 1 m from the machine.

**Power wiring:** The power wiring is up to 10 m approximately. It must be calculated more precisely for each installation.

**Supplementary charge:** The initial factory charge of the machines is valid for the first 5 m (liquid line). For greater distances, a supplementary charge is required, in accordance with the formula 0.012 kg/m × (L-5) in the liquid line is 1/4". For greater diameters, use 0.024 kg/m × (L-5).

**Compatible controllers:** The units can integrate one of the controllers from the table or the one recommended by Kaysun. For further information regarding compatibility, see the chapter on Controllers.

**NOTE:** Before installing these units, current legislation regarding refrigerant gases must be consulted.

# Floor/Ceiling



FOR COMPATIBLE CONTROLS AND ACCESSORIES SEE PAGE 132

Set model		KPCA-105 DTR14	KPCA-125 DVR14	KPCA-140 DVR15
<b>&gt; Set</b>				
Cooling capacity rated	kW	10.55	12.02	14.07
Cooling capacity min. / max.	kW	2.73 / 11.43	2.93 / 12.31	3.52 / 15.83
Heating capacity rated	kW	11.72	13.48	16.12
Heating capacity min. / max.	kW	2.78 / 12.78	3.37 / 14.07	4.10 / 17.30
Heating capacity rated at -7°C	kW	7.61	8.41	9.91
Cooling input rated	W	3900	4200	5000
Cooling input min. / max.	W	900 / 4250	680 / 4350	810 / 6350
Heating input rated	W	3350	3700	4750
Heating input min. / max.	W	800 / 3950	750 / 4250	910 / 6050
EER		2.6	2.85	2.83
COP		3.6	3.6	3.07
COP at -7°C		2.5	2.65	2.65
SEER		6.1 - A++	6.1 - A++	6.1 - A++
SCOP		4 - A+	4 - A+	4.0 - A+
Shielded communication wiring	mm <sup>2</sup>	4x1	4x1	4x1
<b>&gt; Outdoor unit</b>				
		<b>KUE-105 DTR13</b>	<b>KUE-125 DVR13</b>	<b>KUE-140 DVR14</b>
Air flow	m <sup>3</sup> /h	4000	4000	5600
Sound pressure	dB(A)	63	63	64
Sound power level	dB(A)	70	70	73
Width / Height / Depth	mm	946 / 810 / 410	946 / 810 / 410	990 / 975 / 375
Net weight	kg	66.90	71	82.0
Power supply	V/ph/Hz	380-415/3/50	220-240/1/50	220-240/1/50
Power wiring	mm <sup>2</sup>	(4+T)x2,5	(2+T)x4	(4+T)x2,5
<b>&gt; Indoor unit</b>				
		<b>KPC-105 DR14</b>	<b>KPC-140 DR14</b>	<b>KPC-140 DR14</b>
Air flow low / medium / high	m <sup>3</sup> /h	1504 / 1728 / 2100	1600 / 1850 / 2200	1600 / 1850 / 2200
Sound pressure low / medium / high	dB(A)	45 / 48 / 51.5	46 / 50 / 53	46 / 50 / 53
Sound power level	dB(A)	65	67	67
Width / Height / Depth	mm	1650 / 235 / 675	1650 / 235 / 675	1650 / 235 / 675
Net weight	kg	41.5	41.7	41.7
Power supply	V/ph/Hz	With communication	With communication	With communication
Power wiring	mm <sup>2</sup>	With communication	With communication	With communication
<b>&gt; Refrigerant</b>				
Type refrigerant		R-32	R-32	R-32
Refrigerant charge	kg	2.4	2.8	2.4
Liquid / Gas pipe diameter	inch	3/8" / 5/8"	3/8" / 5/8"	3/8" / 5/8"
Piping total length	m	75	75	75
Vertical piping max. length	m	30	30	30
<b>&gt; Working range</b>				
Outdoor ambient temperature for cooling min. / max.	°C	-15 / 50	-15 / 50	-15 / 50
Outdoor ambient temperature for heating min. / max.	°C	-15 / 24	-15 / 24	-15 / 24

**Cooling and heating capacity. Cooling and heating input. Energy efficiency:** Data for standard conditions. The actual operation conditions depend on the place in which the equipment has been installed and the use made of it.

**Sound pressure:** Measurement of the sound pressure is taken using a semi-anechoic chamber at a distance of 1 m from the machine.

**Power wiring:** The power wiring is up to 10 m approximately. It must be calculated more precisely for each installation.

**Supplementary charge:** The initial factory charge of the machines is valid for the first 5 m (liquid line). For greater distances, a supplementary charge is required, in accordance with the formula  $0.012 \text{ kg/m} \times (L-5)$  in the liquid line is 1/4". For greater diameters, use  $0.024 \text{ kg/m} \times (L-5)$ .

**Compatible controllers:** The units can integrate one of the controllers from the table or the one recommended by Kaysun. For further information regarding compatibility, see the chapter on Controllers.

**NOTE:** Before installing these units, current legislation regarding refrigerant gases must be consulted.





KID-06 S  
Standard



FOR COMPATIBLE CONTROLS AND ACCESSORIES SEE PAGE 132

ZEN  
COMMERCIAL

Set model		KPCA-140 DTR15	KPCA-160 DTR15
<b>&gt; Set</b>			
Cooling capacity rated	kW	14.07	15.24
Cooling capacity min. / max.	kW	3.52 / 15.24	4.10 / 16.12
Heating capacity rated	kW	16.12	18.17
Heating capacity min. / max.	kW	4.10 / 17.59	4.40 / 19.35
Heating capacity rated at -7°C	kW	9.91	10.53
Cooling input rated	W	5000	5900
Cooling input min. / max.	W	910 / 6200	1100 / 6500
Heating input rated	W	4800	5950
Heating input min. / max.	W	950 / 5950	1120 / 6350
EER		2.83	2.76
COP		3.07	3
COP at -7°C		2.65	2.6
SEER		6.1 - A++	6.1 - A++
SCOP		4.0 - A+	4.0 - A+
Shielded communication wiring	mm <sup>2</sup>	4x1	4x1
<b>&gt; Outdoor unit</b>			
		<b>KUE-140 DTR14</b>	<b>KUE-160 DTR14</b>
Air flow	m <sup>3</sup> /h	5600	5600
Sound pressure	dB(A)	64	65
Sound power level	dB(A)	73	75
Width / Height / Depth	mm	990 / 975 / 375	990 / 975 / 375
Net weight	kg	90.0	92.0
Power supply	V/ph/Hz	380-415/3/50	380-415/3/50
Power wiring	mm <sup>2</sup>	(4+T)x2,5	(4+T)x4
<b>&gt; Indoor unit</b>			
		<b>KPC-140 DR14</b>	<b>KPC-160 DR14</b>
Air flow low / medium / high	m <sup>3</sup> /h	1600 / 1850 / 2200	1650 / 1950 /
Sound pressure low / medium / high	dB(A)	46 / 50 / 53	48 / 52 / 55
Sound power level	dB(A)	67	67
Width / Height / Depth	mm	1650 / 235 / 675	1650 / 235 / 675
Net weight	kg	41.7	42.3
Power supply	V/ph/Hz	With communication	With communication
Power wiring	mm <sup>2</sup>	With communication	With communication
<b>&gt; Refrigerant</b>			
Type refrigerant		R-32	R-32
Refrigerant charge	kg	2.4	2.8
Liquid / Gas pipe diameter	inch	3/8" / 5/8"	3/8" / 5/8"
Piping total length	m	75	75
Vertical piping max. length	m	30	30
<b>&gt; Working range</b>			
Outdoor ambient temperature for cooling min. / max.	°C	-15 / 50	-15 / 50
Outdoor ambient temperature for heating min. / max.	°C	-15 / 24	-15 / 24

**Cooling and heating capacity. Cooling and heating input. Energy efficiency:** Data for standard conditions. The actual operation conditions depend on the place in which the equipment has been installed and the use made of it.

**Sound pressure:** Measurement of the sound pressure is taken using a semi-anechoic chamber at a distance of 1 m from the machine.

**Power wiring:** The power wiring is up to 10 m approximately. It must be calculated more precisely for each installation.

**Supplementary charge:** The initial factory charge of the machines is valid for the first 5 m (liquid line). For greater distances, a supplementary charge is required, in accordance with the formula 0.012 kg/m × (L-5) in the liquid line is 1/4". For greater diameters, use 0.024 kg/m × (L-5).

**Compatible controllers:** The units can integrate one of the controllers from the table or the one recommended by Kaysun. For further information regarding compatibility, see the chapter on Controllers.

**NOTE:** Before installing these units, current legislation regarding refrigerant gases must be consulted.



## Floor Standing

The new column unit has a great ventilation capacity and can keep a large space evenly heated or cooled.

### Commercial premises

Its renewed aesthetics and small dimensions allow it to be integrated into commercial premises.



### WiFi

It is possible to control Kaysun units via a tablet or smartphone as an option.



Set Model		KPVA-160 DTR14
<b>&gt; Set</b>		
Cooling capacity rated	kW	15,25
Cooling capacity min. / max.	kW	4,11 / 16,13
Heating capacity rated	kW	18,18
Heating capacity min. / max.	kW	4,40 / 18,77
Cooling input rated	W	6000
Cooling input min. / max.	W	1000 / 7200
Heating input rated	W	5600
Heating input min. / max.	W	1020 / 7200
EER		2.54
COP		3.24
SEER		5.8
SCOP		4.0 - A+
Shielded communication wiring	mm <sup>2</sup>	4x1
<b>&gt; Outdoor unit</b>		
<b>KUE-160 DTR14</b>		
Air flow	m <sup>3</sup> /h	5600
Sound pressure	dB(A)	65
Width / Height / Depth	mm	980 / 975 / 375
Net weight	kg	92
Power supply	V/ph/Hz	380-415/3/50
Power wiring	mm <sup>2</sup>	(4+T)x4
<b>&gt; Indoor unit</b>		
<b>KPV-160 DR14</b>		
Air flow low / medium / high	m <sup>3</sup> /h	1600 / 1750 / 1950
Sound pressure	dB(A)	40 / / 45.5 / 50.5 / / 53 /
Sound power level	dB(A)	64
Width / Height / Depth	mm	600 / 1934 / 455
Net weight	kg	61.4
<b>&gt; Refrigerant</b>		
Type refrigerant		R-32
Refrigerant charge	kg	3.2
Liquid / Gas pipe diameter	inch	3/8" / 5/8"
Piping total length	m	75
Vertical piping max. length	m	30

**Cooling and heating capacity. Cooling and heating input. Energy efficiency:** Data for standard conditions. The actual operation conditions depend on the place in which the equipment has been installed and the use made of it.

**Sound pressure:** Measurement of the sound pressure is taken using a semi-anechoic chamber at a distance of 1 m from the machine.

**Power wiring:** The power wiring is up to 10 m approximately. It must be calculated more precisely for each installation.

**Supplementary charge:** The initial factory charge of the machines is valid for the first 5 m (liquid line). For greater distances, a supplementary charge is required, in accordance with the formula 0.012 kg/m × (L-5) in the liquid line is 1/4". For greater diameters, use 0.024 kg/m × (L-5).

**Compatible controllers:** The units can integrate one of the controllers from the table or the one recommended by Kaysun. For further information regarding compatibility, see the chapter on Controllers.

**NOTE:** Before installing these units, current legislation regarding refrigerant gases must be consulted.



## AHUKZ LCAC

Through the AHUKZ control box for Current Loop units, it is possible to easily control any R-32 direct expansion coil.

### Integrable with any R-32 expansion coil

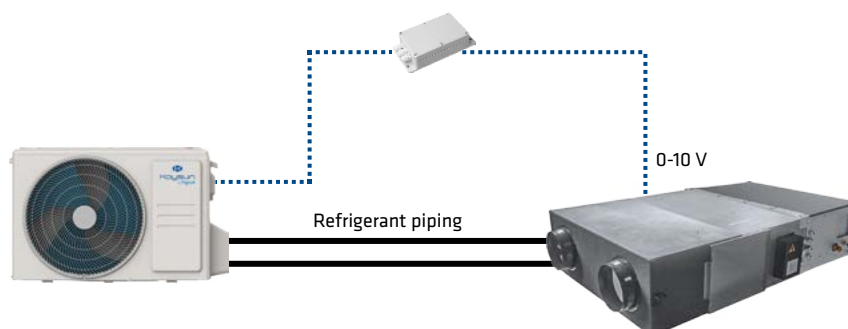
Through the AHUKZ control box for Current Loop units in the Zen range, it is possible to control and supply any coil, for example, air curtain or heat recovery unit, simply and economically.



### 0-10V control

Through proportional control it is possible to easily integrate the control of our coil with a standard controller or external 0-10 V signal.

### Wiring diagram



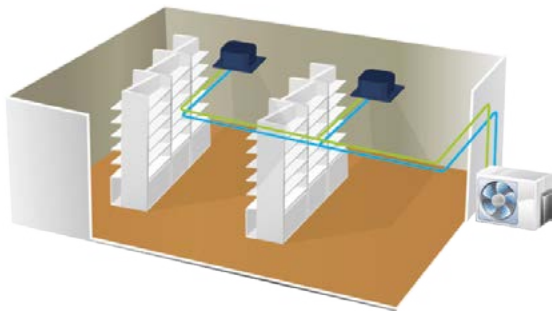


<b>FRIAHUKZ-LCAC-02</b>		
<b>&gt; Set</b>		
Cooling capacity min. / max.	kW	2,0 / 16
Shielded communication wiring	mm <sup>2</sup>	Con la alimentación
Width / Height / Depth	mm	191 / 100 / 45
Net weight	kg	0,35
<b>&gt; Refrigerant</b>		
Type refrigerant		R-32
<b>&gt; Working range</b>		
Outdoor ambient temperature for cooling min. / max.	°C	-15 / 50
Outdoor ambient temperature for heating min. / max.	°C	-15 / 24



## Twins

The balance within the Zen range leads to good service and greater comfort for users and installers. The Zen Inverter units are equipped with a dedicated electronic board that allows the connection of two units to the same outdoor unit. TWIN technology can be applied to ducts, cassette Superslim and floor/ceiling units.



### Saving space, climate control in every corner

Twin units represent the versatility and balance of the Zen range. They are presented as an option for commercial spaces that require more than one indoor unit to achieve adequate air-conditioning without the need to install additional outdoor units.



### Control and setting simplicity

When a Twin system is working, the control can only operate the master unit. The two indoor units work as the same status, mode, temperature, fan velocity, etc. When the master unit is stopped, the slave unit also stops.



### WiFi

It is possible to control Kaysun units via a tablet or smartphone as an option.



### DC Inverter fan

The unit is equipped with low-consumption DC Inverter fans which provide more comfortable environments and attain high levels of energy.

## Compatible units

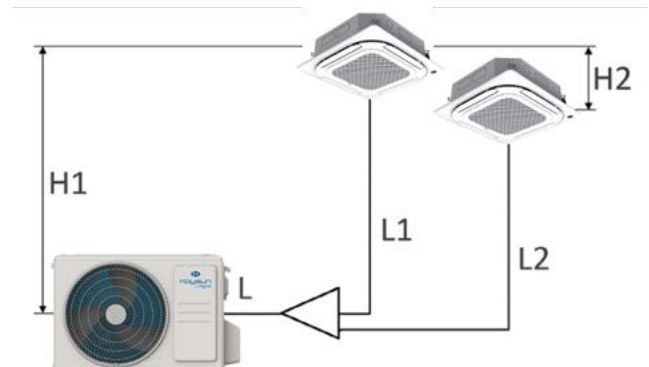
INDOOR UNITS		OUTDOOR UNITS
Typology	Model	Model
Ducts	KPD-35 (V) DR14*	KUE-71 DVR13
Ducts	KPD-52 DR14	KUE-105 DTR13
Floor/Ceiling	KPC-52 DR14	KUE-105 DVR13
Ducts	KPD-71 (V) DR14*	
Cassette	KCIS-71 DR14	KUE-140 DTR13
Floor/Ceiling	KPC-71 DR14	
Ducts	KPD-90 DR14	KUE-160 DTR13
Cassette	KCIS-90 DR14	

\*In these models it is possible to combine horizontal and vertical units. If you require the vertical, request the reference with the V.

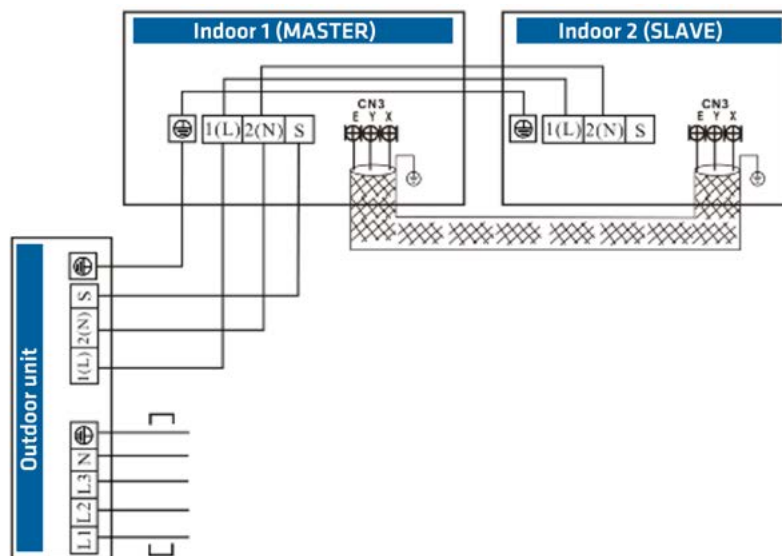


## Permitted distances

Total length (m)	2x 12K	50	L+L1+L2
	2x 18K	50	
	2x 24K	65	
	2x 30K	65	
Max. length (m)		15	L1, L2
Max. difference (m)		10	L1, L2
Max. difference indoor/outdoor (m)		20	H1
Max. difference indoor/indoor (m)		0.5	H2



## Wiring diagram




Power supply diagram for three-phase outdoor unit

# Ducts

## Axial Twins Current Loop



 FOR COMPATIBLE CONTROLS AND ACCESSORIES SEE PAGE 132

Set model		KPDA-35 DVR15 TWIN	KPDA-52 DTR15 TWIN	KPDA-52 DVR15 TWIN
<b>&gt; Set</b>				
Cooling capacity rated	kW	7.03	10.55	10.55
Cooling capacity min. / max.	kW	3.22 / 7.91	2.75 / 11.14	2.73 / 11.78
Heating capacity rated	kW	7.62	11.72	11.72
Heating capacity min. / max.	kW	2.78 / 8.56	2.78 / 12.78	2.78 / 12.84
Cooling input rated	W	2280	3950	4000
Cooling input min. / max.	W	750 / 2860	900 / 4150	890 / 4200
Heating input rated	W	2000	3250	3250
Heating input min. / max.	W	640 / 2500	800 / 3950	780 / 4000
EER		3.08	2.6	2.7
COP		3.81	3.71	3.71
SEER		6.5 - A++	6.1 - A++	6.1 - A++
SCOP		4.2 - A+	4.0 - A+	4.0 - A+
Shielded communication wiring	mm <sup>2</sup>	4x1	4x1	4x1
<b>&gt; Outdoor unit</b>				
		<b>KUE-71 DVR14</b>	<b>KUE-105 DTR13</b>	<b>KUE-105 DVR13</b>
Air flow	m <sup>3</sup> /h	3500	4000	4000
Sound pressure	dB(A)	60	63	63
Sound power level	dB(A)	69	70	70
Width / Height / Depth	mm	890 / 673 / 342	946 / 810 / 410	946 / 810 / 410
Net weight	kg	41.9	80.5	66.9
Power supply	V/ph/Hz	220-240/1/50	380-415/3/50	220-240/1/50
Power wiring	mm <sup>2</sup>	(2+T)x2.5	(4+T)x2.5	(2+T)x4
<b>&gt; Indoor unit</b>				
		<b>2x KPD-35 DR15</b>	<b>2x KPD-52 DR15</b>	<b>2x KPD-52 DR15</b>
Air flow low / medium / high	m <sup>3</sup> /h	300 / 480 / 600	600 / 780 / 900	600 / 780 / 900
Sound pressure low / medium / high	dB(A)	30 / 32 / 34	34 / 31 / 36.5	34 / 31 / 36.5
Sound power level	dB(A)	56	53	53
Max. pressure available	Pa	100	160	160
Width / Height / Depth	mm	700 / 200 / 506	700 / 245 / 750	700 / 245 / 750
Net weight	kg	18	24.4	24.4
Possibility of vertical installation		No	Yes	Yes
<b>&gt; Refrigerant</b>				
Type refrigerant		R-32	R-32	R-32
Refrigerant charge	kg	1.4	2.4	2.4
Liquid / Gas pipe diameter	inch	3/8" / 5/8"	3/8" / 5/8"	3/8" / 5/8"
Piping total length	m	50	75	75
Vertical piping max. length	m	25	30	30
<b>&gt; Working range</b>				
Outdoor ambient temperature for cooling min. / max.	°C	-15 / 50	-15 / 50	-15 / 50
Outdoor ambient temperature for heating min. / max.	°C	-15 / 24	-15 / 24	-15 / 24

**Cooling and heating capacity. Cooling and heating input. Energy efficiency:** Data for standard conditions. The actual operation conditions depend on the place in which the equipment has been installed and the use made of it.

**Sound pressure:** Measurement of the sound pressure is taken using a semi-anechoic chamber at a distance of 1 m from the machine.

**Power wiring:** The power wiring is up to 10 m approximately. It must be calculated more precisely for each installation.

**Supplementary charge:** The initial factory charge of the machines is valid for the first 5 m (liquid line). For greater distances, a supplementary charge is required, in accordance with the formula  $0.012 \text{ kg/m} \times (L-5)$  in the liquid line is 1/4". For greater diameters, use  $0.024 \text{ kg/m} \times (L-5)$ .

**Compatible controllers:** The units can integrate one of the controllers from the table or the one recommended by Kaysun. For further information regarding compatibility, see the chapter on Controllers.

**NOTE:** Before installing these units, current legislation regarding refrigerant gases must be consulted.

\*In these models it is possible to combine horizontal and vertical units. If you require the vertical, request the reference with the V.





KCT-04.1 SPSWF  
Standard



KCMI 112  
Branch pipe



FOR COMPATIBLE CONTROLS AND ACCESSORIES SEE PAGE 132

ZEN  
COMMERCIAL

Set model		KPDA-71 DVR15 TWIN	KPDA-71 DTR15 TWIN	KPDA-90 DTR15 TWIN
<b>&gt; Set</b>				
Cooling capacity rated	kW	14.07	14.07	15.24
Cooling capacity min. / max.	kW	3,51 / 15,83	3,51 / 15,83	4,10 / 17,30
Heating capacity rated	kW	16,12	16,12	17,59
Heating capacity min. / max.	kW	4,10 / 17,59	4,10 / 17,59	4,39 / 20,52
Cooling input rated	W	4800	4800	5250
Cooling input min. / max.	W	810 / 6450	810 / 6450	1030 / 6650
Heating input rated	W	4600	4600	5150
Heating input min. / max.	W	950 / 5800	950 / 5800	950 / 6600
EER		2.93	2.93	2.90
COP		3.50	3.50	3.42
SEER		6.1 - A++	6.1 - A++	6.1 - A++
SCOP		4.0 - A+	4.0 - A+	4.0 - A+
Shielded communication wiring	mm <sup>2</sup>	4x1	4x1	4x1
<b>&gt; Outdoor unit</b>				
		<b>KUE-140 DVR14</b>	<b>KUE-140 DTR14</b>	<b>KUE-160 DTR14</b>
Air flow	m <sup>3</sup> /h	5600	5600	5600
Sound pressure	dB(A)	64.5	64.5	65
Sound power level	dB(A)	73	73	74
Width / Height / Depth	mm	990 / 975 / 375	990 / 975 / 375	990 / 975 / 375
Net weight	kg	82.0	90.0	92.0
Power supply	V/ph/Hz	220-240/1/50	380-415/3/50	380-415/3/50
Power wiring	mm <sup>2</sup>	(4+T)x2,5	(4+T)x2,5	(4+T)x2,5
<b>&gt; Indoor unit</b>				
		<b>2x KPD-71 DR15</b>	<b>2x KPD-71 DR15</b>	<b>2x KPD-90 DR15</b>
Air flow low / medium / high	m <sup>3</sup> /h	700 / 1000 / 1200	700 / 1000 / 1200	900 / 1200 / 1500
Sound pressure low / medium / high	dB(A)	31 / 32.5 / 33.5	31 / 32.5 / 33.5	41.5 / 43 / 44.5
Sound power level	dB(A)	56	56	58
Max. pressure available	Pa	160	160	160
Width / Height / Depth	mm	1000 / 245 / 750	1000 / 245 / 750	1000 / 245 / 750
Net weight	kg	31.8	31.8	
Possibility of vertical installation		Yes	Yes	Yes
<b>&gt; Refrigerant</b>				
Type refrigerant		R-32	R-32	R-32
Refrigerant charge	kg	2.9	2.9	3.2
Liquid / Gas pipe diameter	inch	3/8" / 5/8"	3/8" / 5/8"	3/8" / 5/8"
Piping total length	m	75	75	75
Vertical piping max. length	m	30	30	30
<b>&gt; Working range</b>				
Outdoor ambient temperature for cooling min. / max.	°C	-15 / 50	-15 / 50	-15 / 50
Outdoor ambient temperature for heating min. / max.	°C	-15 / 24	-15 / 24	-15 / 24

**Cooling and heating capacity. Cooling and heating input. Energy efficiency:** Data for standard conditions. The actual operation conditions depend on the place in which the equipment has been installed and the use made of it.

**Sound pressure:** Measurement of the sound pressure is taken using a semi-anechoic chamber at a distance of 1 m from the machine.

**Power wiring:** The power wiring is up to 10 m approximately. It must be calculated more precisely for each installation.

**Supplementary charge:** The initial factory charge of the machines is valid for the first 5 m (liquid line). For greater distances, a supplementary charge is required, in accordance with the formula 0.012 kg/m × (L-5) in the liquid line is 1/4". For greater diameters, use 0.024 kg/m × (L-5).

**Compatible controllers:** The units can integrate one of the controllers from the table or the one recommended by Kaysun. For further information regarding compatibility, see the chapter on Controllers.

**NOTE:** Before installing these units, current legislation regarding refrigerant gases must be consulted.

\*In these models it is possible to combine horizontal and vertical units. If you require the vertical, request the reference with the V.

# Superslim Cassette 840x840

## Axial Twins Current Loop



KCMI 112  
Branch pipe



KCT-04.1 SPSWF  
Standard

FOR COMPATIBLE CONTROLS AND ACCESSORIES SEE PAGE 132

Set model		KCISA-71 DVR15 TWIN	KCISA-71 DTR15 TWIN	KCISA-90 DTR15 TWIN
<b>&gt; Set</b>				
Cooling capacity rated	kW	14.07	14.07	15.24
Cooling capacity min. / max.	kW	3,51 / 15,83	3,51 / 15,83	4,10 / 17,30
Heating capacity rated	kW	16,12	16,12	17,59
Heating capacity min. / max.	kW	4,10 / 17,59	4,10 / 17,59	4,39 / 20,52
Cooling input rated	W	4800	4800	5250
Cooling input min. / max.	W	810 / 6450	810 / 6450	1030 / 6650
Heating input rated	W	4600	4600	5150
Heating input min. / max.	W	950 / 5800	950 / 5800	950 / 6600
EER		2.93	2.93	2.90
COP		3.50	3.50	3.42
SEER		6.1 - A++	6.1 - A++	6.1 - A++
SCOP		4.0 - A+	4.0 - A+	4.0 - A+
Shielded communication wiring	mm <sup>2</sup>	4x1	4x1	4x1
<b>&gt; Outdoor unit</b>				
		<b>KUE-140 DVR14</b>	<b>KUE-140 DTR14</b>	<b>KUE-160 DTR14</b>
Air flow	m <sup>3</sup> /h	5600	5600	5600
Sound pressure	dB(A)	64.5	64.5	65
Sound power level	dB(A)	73	73	74
Width / Height / Depth	mm	990 / 975 / 375	990 / 975 / 375	990 / 975 / 375
Net weight	kg	82.0	90.0	92.0
Power supply	V/ph/Hz	220-240/1/50	380-415/3/50	380-415/3/50
Power wiring	mm <sup>2</sup>	(4+T)x2,5	(4+T)x2,5	(4+T)x2,5
<b>&gt; Indoor unit</b>				
		<b>2x KCIS-71 DR14</b>	<b>2x KCIS-71 DR14</b>	<b>2x KCIS-90 DR14</b>
Air flow low / medium / high	m <sup>3</sup> /h	1600 / 1750 / 1900	1600 / 1750 / 1900	1650 / 1850 / 2000
Sound pressure low / medium / high	dB(A)	48 / 50.5 / 52.5	48 / 50.5 / 52.5	49.5 / 52 / 54.5
Sound power level	dB(A)	66	66	66
Width / Height / Depth	mm	830 / 287 / 830	830 / 287 / 830	830 / 287 / 830
Net weight	kg	29.3	29.3	29.3
<b>&gt; Refrigerant</b>				
Type refrigerant		R-32	R-32	R-32
Refrigerant charge	kg	2.9	2.9	3.2
Liquid / Gas pipe diameter	inch	3/8" / 5/8"	3/8" / 5/8"	3/8" / 5/8"
Piping total length	m	75	75	75
Vertical piping max. length	m	30	30	30
<b>&gt; Working range</b>				
Outdoor ambient temperature for cooling min. / max.	°C	-15 / 50	-15 / 50	-15 / 50
Outdoor ambient temperature for heating min. / max.	°C	-15 / 24	-15 / 24	-15 / 24

**Cooling and heating capacity. Cooling and heating input. Energy efficiency:** Data for standard conditions. The actual operation conditions depend on the place in which the equipment has been installed and the use made of it.

**Sound pressure:** Measurement of the sound pressure is taken using a semi-anechoic chamber at a distance of 1 m from the machine.

**Power wiring:** The power wiring is up to 10 m approximately. It must be calculated more precisely for each installation.

**Supplementary charge:** The initial factory charge of the machines is valid for the first 5 m (liquid line). For greater distances, a supplementary charge is required, in accordance with the formula  $0.012 \text{ kg/m} \times (L-5)$  in the liquid line is 1/4". For greater diameters, use  $0.024 \text{ kg/m} \times (L-5)$ .

**Compatible controllers:** The units can integrate one of the controllers from the table or the one recommended by Kaysun. For further information regarding compatibility, see the chapter on Controllers.

**NOTE:** Before installing these units, current legislation regarding refrigerant gases must be consulted.

# Floor/Ceiling

## Axial Twins Current Loop



KID-06 S  
Standard



KCMI 112  
Branch pipe



FOR COMPATIBLE CONTROLS AND ACCESSORIES SEE PAGE 132

ZEN  
COMMERCIAL

Set model		KPCA-52 DTR14 TWIN	KPCA-52 DVR14 TWIN	KPCA-71 DVR15 TWIN	KPCA-71 DTR15 TWIN
<b>&gt; Set</b>					
Cooling capacity rated	kW	2x 5,28	2x 5,28	14.07	14.07
Cooling capacity min. / max.	kW	2.71 / 5.86	2.71 / 5.86	3,51 / 15,83	3,51 / 15,83
Heating capacity rated	kW	2x 5,57	2x 5,57	16,12	16,12
Heating capacity min. / max.	kW	2.42 / 6.3	2.42 / 6.3	4,10 / 17,59	4,10 / 17,59
Cooling input rated	W	1450	1450	4800	4800
Cooling input min. / max.	W	670 / 2027	670 / 2027	810 / 6450	810 / 6450
Heating input rated	W	1500	1500	4600	4600
Heating input min. / max.	W	540 / 1640	540 / 1640	950 / 5800	950 / 5800
EER	-	-	-	2.93	2.93
COP		3.61	3.71	3.50	3.50
COP at -7°C		2.6	2.6		
SEER		6.1 - A++	6.1 - A++	6.1 - A++	6.1 - A++
SCOP		4 - A+	4 - A+	4.0 - A+	4.0 - A+
Shielded communication wiring	mm <sup>2</sup>	4x1	4x1	4x1	4x1
<b>&gt; Outdoor unit</b>					
		<b>KUE-105 DTR13</b>	<b>KUE-105 DVR13</b>	<b>KUE-140 DVR14</b>	<b>KUE-140 DTR14</b>
Air flow	m <sup>3</sup> /h	4000	3800	5600	5600
Sound pressure	dB(A)	63	62	64.5	64.5
Sound power level	dB(A)	70	70	73	73
Width / Height / Depth	mm	946 / 810 / 410	946 / 810 / 410	990 / 975 / 375	990 / 975 / 375
Net weight	kg	66.90	52.8	82.0	90.0
Power supply	V/ph/Hz	380-415/3/50	220-240/1/50	220-240/1/50	380-415/3/50
Power wiring	mm <sup>2</sup>	(4+T)x2,5	(2+T)x4	(4+T)x2,5	(4+T)x2,5
<b>&gt; Indoor unit</b>					
		<b>2x KPC-52 DR14</b>	<b>2x KPC-52 DR14</b>	<b>2x KPC-71 DR14</b>	<b>2x KPC-71 DR14</b>
Air flow low / medium / high	m <sup>3</sup> /h	723 / 839 / 958	723 / 839 / 958	853 / 1023 / 1192	853 / 1023 / 1192
Sound pressure low / medium / high	dB(A)	37 / 41 / 44	37 / 41 / 44	43 / 47 / 51	43 / 47 / 51
Sound power level	dB(A)	59	59	55	55
Width / Height / Depth	mm	1068 / 235 / 675	1068 / 235 / 675	1068 / 235 / 675	1068 / 235 / 675
Net weight	kg	28	28	28	28
<b>&gt; Refrigerant</b>					
Type refrigerant		R-32	R-32	R-32	R-32
Refrigerant charge	kg	2.4	2.4	2.9	2.9
Liquid / Gas pipe diameter	inch	3/8" / 5/8"	3/8" / 5/8"	3/8" / 5/8"	3/8" / 5/8"
Piping total length	m	75	75	75	75
Vertical piping max. length	m	30	30	30	30
<b>&gt; Working range</b>					
Outdoor ambient temperature for cooling min. / max.	°C	-15 / 50	-15 / 50	-15 / 50	-15 / 50
Outdoor ambient temperature for heating min. / max.	°C	-15 / 24	-15 / 24	-15 / 24	-15 / 24

**Cooling and heating capacity. Cooling and heating input. Energy efficiency:** Data for standard conditions. The actual operation conditions depend on the place in which the equipment has been installed and the use made of it.

**Sound pressure:** Measurement of the sound pressure is taken using a semi-anechoic chamber at a distance of 1 m from the machine.

**Power wiring:** The power wiring is up to 10 m approximately. It must be calculated more precisely for each installation.

**Supplementary charge:** The initial factory charge of the machines is valid for the first 5 m (liquid line). For greater distances, a supplementary charge is required, in accordance with the formula 0.012 kg/m × (L-5) in the liquid line is 1/4". For greater diameters, use 0.024 kg/m × (L-5).

**Compatible controllers:** The units can integrate one of the controllers from the table or the one recommended by Kaysun. For further information regarding compatibility, see the chapter on Controllers.


**NOTE:** Before installing these units, current legislation regarding refrigerant gases must be consulted.

\*In these models it is possible to combine horizontal and vertical units. If you require the vertical, request the reference with the V.

# Compatible controls and accessories

- Included as standard
- Recommended
- Optional
- Not supported

For more information see Controllers section.



## Ducts

### Wireless controller



KID-06 S

### Wired controller



KCT-04.1 SPSWF

### WiFi

KCT-04 SPSWF



KCT-04.1 SPSWF

K01-WIFI



### BMS<sup>(1)</sup>

Modbus



K02-MODBUS  
 K01 MODBUS

Bacnet



K01-BACNET  
 K01-BACNET

KNX



K01-KNX 1

Lonworks



K01-LON

### Centralised control<sup>(1)</sup>

Touch Centralised Control



KCCT-64 I(B-A)  
 KCCT-64 IPS (A)  
 KCCT-384B IPS (B)

Web Centralised Control



KCC-64 WEB

(1) All SUITE/ZEN indoor units incorporate V4+ protocol



**Cassette 600x600**



**Superslim Cassette 840x840**



**Floor/Ceiling**



**Floor Standing**



KID-06 S



KID-06 S



KID-06 S



KID-06 S



KCT-04.1 SPSWF



KCT-04.1 SPSWF



KCT-04.1 SPSWF



KCT-04.1 SPSWF



KCT-04.1 SPSWF  
 K04 WIFI LCAC

K04 WIFI LCAC



KCT-04 SPSWF



KCT-04 SPSWF

K02-MODBUS  
 K01 MODBUS

K02-MODBUS  
 K01 MODBUS

K02-MODBUS  
 K01 MODBUS

K02-MODBUS  
 K01 MODBUS

K01-BACNET  
 K01-BACNET

K01-BACNET  
 K01-BACNET

K01-BACNET  
 K01-BACNET

K01-BACNET  
 K01-BACNET

K01-KNX 1

K01-KNX 1

K01-KNX 1

K01-KNX 1

K01-LON

K01-LON

K01-LON

K01-LON

KCCT-64 I(B-A)  
 KCCT-64 IPS (A)  
 KCCT-384B IPS (B)

KCCT-64 I(B-A)  
 KCCT-64 IPS (A)  
 KCCT-384B IPS (B)

KCCT-64 I(B-A)  
 KCCT-64 IPS (A)  
 KCCT-384B IPS (B)

KCCT-64 I(B-A)  
 KCCT-64 IPS (A)  
 KCCT-384B IPS (B)

KCC-64 WEB

KCC-64 WEB

KCC-64 WEB

KCC-64 WEB

# References

## Key Installations



**Manikata Church**  
Church

*Location:* Malta

*Units installed:* Zen Ducts

*Capacity:* 120 kW

**Estoril Porsche Center**  
Service Center

*Location:* Autódromo de Estoril (Portugal)

*Initial situation:* New construction

*Units installed:* Residential Suite / Zen Comercial

*Capacity:* 26,4 kW







# Zen

## High Capacity Commercial Range

---


High Capacity Front Air Discharge	140
High Pressure Front Air Discharge	142
High Pressure Vertical Air Discharge	144
Compatible controls and accessories	146
References	148

# Zen

## High Capacity Commercial Range



The Kaysun range of high-capacity ducted systems is ideal for the climate control of large areas, as it provides high cooling power and available pressures of up to 400 Pa, in conjunction with high air flows. Thanks to the wide variety of outdoor units, it can also be adapted to any type of installation in an ideal manner.



### Outdoor unit typology

Up to three different types of outdoor unit for high-capacity ducting can be found, and thus perfect adaptation to installations of any nature is possible.

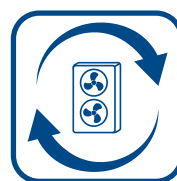
### High static pressure

The Kaysun high-pressure ducting systems have a higher static pressure of up to 200 Pa to cover long ducting runs, which provide greater installation flexibility and precise climate control, even in rooms with high ceilings.



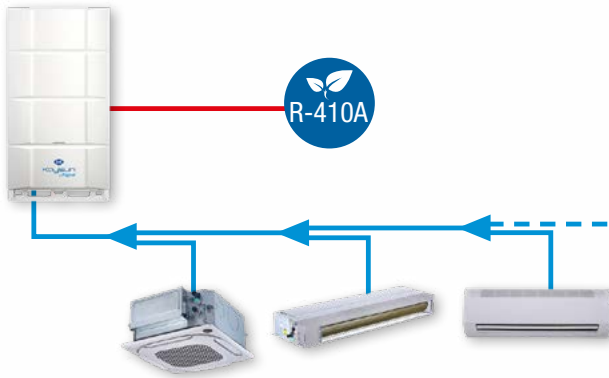
### WiFi

It is possible to control Kaysun units via a tablet or smartphone as an option. The units can be managed remotely and they even have a weekly programmer.



### Replace technology

As the existing piping is reused, the installation time is reduced and limiting the impact and any negative effects for the environment.




 **Refrigerant automatic charging system**

Through the automatic charging system, all that is necessary is for the refrigerant pump to be connected to the outdoor unit and it will automatically select the gas charge necessary for optimum performance



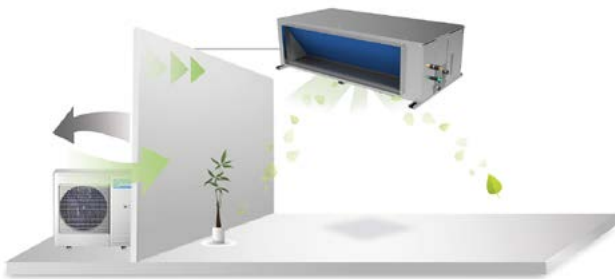
 **Energy efficiency**

The indoor units use DC fans that constantly adapt operation and consumption to the needs of the installation, seeking maximum energy efficiency at all times.



 **High reliability**

The Kaysun s6 outdoor series features control board cooling with a multi-tube refrigerant system to guarantee a stable temperature for the control board and IPM.



 **Outdoor air intake**

The possibility to supply outdoor air directly to the unit (up to 15% of the rated flow), in order to keep the indoor environment fresh and healthy.




 **All DC Inverter**

The DC Inverter compressors regulate the capacity of the unit at all times and allow energy saving, while providing greater comfort for the user. The DC fans, which feature low consumption and high efficiency, adapt their velocity with precision whenever the unit is running.



## High Capacity Front Air Discharge

Outdoor units with front discharge require little space for installation and maintenance. They are fitted with Twin DC Rotary Inverter Compressors in order to achieve high performance. The compatible duct units enjoy high airflow and available pressure of up to 150 Pa.



### High available pressure

The static pressure in some models with ducting reaches 150 Pa in order to provide sufficient pressure and thus obtain the ideal airflow for all outlet panels.



### High-efficiency compressors

The compressors used in these outdoor units are Twin Rotary Inverter models. These compressors feature high efficiency, minimum vibration and high stability.



### WiFi

These units have the option of WiFi control via smartphone or tablet, making it easy and convenient to control the unit from anywhere.



### Low-power DC fans

The external units use DC fans that constantly adapt operation and consumption to the needs of the unit, seeking maximum energy efficiency at all times.



KCT-02.1 SR  
Recommended



FOR COMPATIBLE CONTROLS AND ACCESSORIES SEE PAGE 146

Set model		KPDH-224F DN10	KPDH-280F DN10
<b>&gt; Set</b>			
Cooling capacity rated	kW	22.4	28
Cooling input rated	W	7.2	9
Heating capacity rated	kW	24.5	31.5
Heating capacity rated at -7°C	kW	17.5	22.05
Shielded communication wiring	mm <sup>2</sup>	3x0,75	3x0,75
SEER		4.78	4.77
COP at -7°C		3.41	3.41
SCOP		3.48	3.48
<b>&gt; Outdoor unit</b>			
		<b>KUE 224 DN10</b>	<b>KUE 280 DN10</b>
Compressor type		Rotary	Rotary
Air flow	m <sup>3</sup> /h	9400	9800
Sound pressure	dB(A)	58	59
Width / Height / Depth	mm	1120 / 1558 / 528	1120 / 1558 / 528
Net weight	kg	147	148
Power supply	V/ph/Hz	380/3/50	380/3/50
Power wiring	mm <sup>2</sup>	5x6	5x6
<b>&gt; Indoor unit</b>			
		<b>KPDH 224 DN10</b>	<b>KPDH 280 DN10</b>
Air flow low / medium / high	m <sup>3</sup> /h	3000 / / 4800	3000 / / 4800
Sound pressure low / medium / high	dB(A)	49 / / 52	49 / / 52
Max. pressure available	Pa	150	150
Width / Height / Depth	mm	1470 / 512 / 775	1470 / 512 / 775
Net weight	kg	83	83
Power supply	V/ph/Hz	220/1/50	220/1/50
Power wiring	mm <sup>2</sup>	3x2,5	3x2,5
<b>&gt; Refrigerant</b>			
Type refrigerant		R-410A	R-410A
Refrigerant charge	kg	7.2	7.2
Liquid / Gas pipe diameter	inch	3/8" / 1"	3/8" / 1"
Piping height difference	m	50	50
Vertical piping max. length	m	30	30
<b>&gt; Working range</b>			
Outdoor ambient temperature for cooling min. / max.	°C	-15 / 48	-15 / 48
Outdoor ambient temperature for heating min. / max.	°C	-15 / 24	-15 / 24

ZEN  
HIGH CAPACITY  
COMMERCIAL

**Cooling and heating capacity. Cooling and heating input. Energy efficiency:** Rated conditions: Cooling 27°C BS/19°C BH indoor, 35°C BS outdoor. Heating 20°C BS indoor, 7°C BS/6°C BH outdoor. Piping length 7.5 m, Height 0 m.

**Sound pressure:** Measurement of the sound pressure is taken using a semi-anechoic chamber at a distance of 1 m from the machine at a height of 1.3 m.

**Power wiring:** The power wiring is up to 10 m approximately. It must be calculated more precisely for each installation.

**Refrigerant charge:** This is the amount of refrigerant that has been charged in the unit. In order to apply a supplementary charge, it is necessary to use the formula from the technical manual.

**Liquid/gas pipe diameter. Piping height difference/Vertical piping max. length:** For lengths greater than 45 m, the diameter must be discussed with the technical department.

**Compatible controllers:** The units can integrate one of the controllers from the table or the one recommended by Kaysun. For further information regarding compatibility, see the chapter on Controllers.

**NOTE:** Before installing these units, current legislation regarding refrigerant gases must be consulted.



## High Pressure Front Air Discharge

Outdoor units with front discharge require little space for installation and maintenance. They are fitted with Twin DC Rotary Inverter Compressors in order to achieve high performance. Regarding indoors, they enjoy high air flow and available pressure of up to 400 Pa.



### High available pressure

The Kaysun high-pressure piping systems feature a high static pressure of up to 400 Pa to cover long ducting runs, which provides greater installation flexibility and precise climate control, even in rooms with high ceilings.



### High-efficiency compressors

The compressors used in these outdoor units are Twin Rotary Inverter models. These compressors feature high efficiency, minimum vibration and high stability.



### Low space requirements for installation

These units, as they feature front air discharge, do not need much space for unit installation and maintenance.



### Low-power DC fans

The outdoor units use DC fans that constantly adapt operation and consumption to the needs of the unit, seeking maximum energy efficiency at all times.



KCT-03 SR  
Recommended



FOR COMPATIBLE CONTROLS AND ACCESSORIES SEE PAGE 146

Set model		KPDUF-200F DN4	KPDUF-250F DN4	KPDUF-280F DN4	KPDUF-400F DN6	KPDUF-450F DN6	KPDUF-560F DN6
<b>&gt; Set</b>							
Cooling capacity rated	kW	20	26	28.5	40	45	56
Cooling capacity min. / max.	kW	10 / 21.1	13 / 27.5	13 / 27.5	20 / 42.39	22.5 / 53.31	28 / 61.29
Cooling input rated	W	5280	10040	12020	17285	17585	27444
Heating capacity rated	W	22.5	28.5	31.5	40	45	63
Heating capacity min. / max.	kW	11 / 26.1	14.3 / 33.7	14.3 / 33.7	22.5 / 42.89	25 / 51.86	31.5 / 63.83
Heating input rated	kW	4430	6860	7550	13285	12785	20044
SEER		7.11	6.55	6.35	6.23	6.15	5.95
SCOP		3.95	4.53	4.5	4	4.1	4.07
<b>&gt; Outdoor unit</b>		<b>KMF-200 DN4</b>	<b>KMF-260 DN4</b>	<b>KMF-280 DN4</b>	<b>KMF-400 DN6</b>	<b>KMF-450 DN6</b>	<b>KMF-560 DN6</b>
Air flow	m <sup>3</sup> /h	9000	10000	11000	12500	18500	18500
Static pressure	Pa				35-80	35-80	35-80
Sound pressure	dB(A)	58	59	59	60	60	61
Width / Height / Depth	mm	1120 / 1558 / 528	1120 / 1558 / 528	1120 / 1558 / 528	1130 / 1760 / 580	1250 / 1760 / 580	1250 / 1760 / 580
Net weight	kg	143	143	143	187	214	234
Power supply	V/ph/Hz	380-415/3/50	380-415/3/50	380-415/3/50	380-415/3/50	380-415/3/50	380-415/3/50
<b>&gt; Indoor unit</b>		<b>KPDUF-200 DN5.0</b>	<b>KPDUF-252 DN5.0</b>	<b>KPDUF-280 DN5.0</b>	<b>KPDUF-400 DN5.0</b>	<b>KPDUF-450 DN5.0</b>	<b>KPDUF-560 DN5.0</b>
Air flow	m <sup>3</sup> /h	2820 / / 3447 / 3760 / 4073 / 4387 / 4700	2820 / / 3447 / 3760 / 4073 / 4387 / 4700	2820 / / 3447 / 3760 / 4073 / 4387 / 4700	4500 / / 5500 / 6000 / 6500 / 7000 / 7500	4500 / / 5500 / 6000 / 6500 / 7000 / 7500	5040 / / 6160 / 6720 / 7280 / 7840 / 8400
Sound pressure	dB(A)	42 / 43 / 44 / 46 / 48 / 50 / 51	42 / 43 / 44 / 46 / 48 / 50 / 51	42 / 43 / 44 / 46 / 48 / 50 / 51	48 / 49 / 50 / 52 / 54 / 56 / 58	48 / 49 / 50 / 52 / 54 / 56 / 58	49 / 51 / 53 / 54 / 56 / 58 / 59
Max. pressure available	Pa	400	400	400	400	400	400
Width / Height / Depth	mm	1300 / 580 / 900	1300 / 580 / 900	1300 / 580 / 900	1850 / 580 / 900	1850 / 580 / 900	1850 / 580 / 900
Net weight	kg	125	125	125	166	166	170
<b>&gt; Refrigerant</b>							
Type refrigerant		R-410A	R-410A	R-410A	R-410A	R-410A	R-410A
Refrigerant charge	kg	6.5	6.5	6.5	7.4	8	8.5
<b>&gt; Working range</b>							
Outdoor ambient temperature for cooling min. / max.	°C	-5 / 48	-5 / 48	-5 / 48	-15 / 55	-15 / 55	-15 / 55
Outdoor ambient temperature for heating min. / max.	°C	-20 / 24	-20 / 24	-20 / 24	-30 / 30	-30 / 30	-30 / 30

ZEN  
HIGH CAPACITY  
COMMERCIAL

**Cooling and heating capacity. Cooling and heating input. Energy efficiency:** Rated conditions: Cooling 27°C BS/19°C BH indoor, 35°C BS outdoor. Heating 20°C BS indoor, 7°C BS/6°C BH outdoor. Piping length 7.5 m, Height 0 m.

**Sound pressure:** Measurement of the sound pressure is taken using a semi-anechoic chamber at a distance of 1 m from the machine at a height of 1.3 m.

**Refrigerant charge:** This is the amount of refrigerant that has been charged in the unit. In order to apply a supplementary charge, it is necessary to use the formula from the technical manual.

**NOTE:** Before installing these units, current legislation regarding refrigerant gases must be consulted.



## High Pressure Vertical Air Discharge

The new generation of Kaysun Full DC Inverter outdoor units with the latest s8 technology. These units bring together the most efficient and advanced technologies available for air conditioning equipment in order to provide customers with a climate control system with great cooling capacity, high reliability and increased efficiency. Thanks to the fans in the outdoor unit, which provide up to 120 Pa of available pressure, indoor installation is easier to carry out.




### Ultra-high static pressure

The static pressure can reach 400Pa, so the air supply distance is longer. Especially in long and narrow spaces such as corridors, it can reduce the number of units used and save investment costs.



### Kaysun S8

Kaysun's new S8 technology makes the installation of the units easier, protects them from unfavorable external factors, and ensures their operation and efficiency, making them highly reliable units.



### High efficient EVI compressor

Thanks to the Scroll DC Inverter compressor with vapour injection (EVI), the heating efficiency is increased by 26% in ambient temperatures of -15°C, and 10% in cooling in temperatures of 43°C.



### High capacity fans

An available static pressure of 120 Pa increases flexibility in choosing the outdoor unit installation place. Proper heat dissipation can be maintained even when the outdoor unit is installed in technical rooms.





KCT-03 SR  
Recommended



FOR COMPATIBLE CONTROLS AND ACCESSORIES SEE PAGE 146

		KPDUF-280V DN6	KPDUF-450V DN6	KPDUF-560V DN6
<b>&gt; Set</b>				
Cooling capacity rated	kW	28	45	56
Cooling capacity min. / max.	kW	1429 / 3261	22.9 / 47.46	28.55 / 59.2
Cooling input rated	W	10680	20960	34220
Heating capacity rated	W	28	45	56
Heating capacity min. / max.	kW	15.74 / 36.6	24.29 / 55.7	31.91 / 70.18
Heating input rated	kW	8830	16580	19210
SEER		6.82	6.02	6
SCOP		4.07	4.02	4.03
<b>&gt; Outdoor unit</b>		<b>K2UF-280 DN6</b>	<b>K2UF-450 DN6</b>	<b>K2UF-560 DN6</b>
Air flow	m <sup>3</sup> /h	12600	15600	22000
Static pressure	Pa	20-120	20-120	20-120
Sound pressure	dB(A)	58	65	66
Width / Height / Depth	mm	940 / 1760 / 825	940 / 1760 / 825	1340 / 1760 / 825
Net weight	kg	193	215	295
Power supply	V/ph/Hz	380-415/3/50	380-415/3/50	380-415/3/50
<b>&gt; Indoor unit</b>		<b>KPDUF-280 DN5.0</b>	<b>KPDUF-450 DN5.0</b>	<b>KPDUF-560 DN5.0</b>
Air flow	m <sup>3</sup> /h	2820 / / 3447 / 3760 / 4073 / 4387 / 4700	4500 / / 5500 / 6000 / 6500 / 7000 / 7500	5040 / / 6160 / 6720 / 7280 / 7840 / 8400
Sound pressure	dB(A)	42 / 43 / 44 / 46 / 48 / 50 / 51	48 / 49 / 50 / 52 / 54 / 56 / 58	49 / 51 / 53 / 54 / 56 / 58 / 59
Max. pressure available	Pa	400	400	400
Width / Height / Depth	mm	1300 / 580 / 900	1850 / 580 / 900	1850 / 580 / 900
Net weight	kg	125	166	170
<b>&gt; Refrigerant</b>				
Type refrigerant		R-410A	R-410A	R-410A
Refrigerant charge	kg	7	8.4	9.3
<b>&gt; Working range</b>				
Outdoor ambient temperature for cooling min. / max.	°C	-15 / 55	-15 / 55	-15 / 55
Outdoor ambient temperature for heating min. / max.	°C	30 / 30	-30 / 30	-30 / 30

ZEN  
HIGH CAPACITY  
COMMERCIAL

**Cooling and heating capacity. Cooling and heating input. Energy efficiency:** Rated conditions: Cooling 27°C BS/19°C BH indoor, 35°C BS outdoor. Heating 20°C BS indoor, 7°C BS/6°C BH outdoor. Piping length 7.5 m, Height 0 m.

**Sound pressure:** Measurement of the sound pressure is taken using a semi-anechoic chamber at a distance of 1 m from the machine at a height of 1.3 m. **Refrigerant charge:** This is the amount of refrigerant that has been charged in the unit. In order to apply a supplementary charge, it is necessary to use the formula from the technical manual.

**NOTE:** Before installing these units, current legislation regarding refrigerant gases must be consulted.










# Compatible controls and accessories

- Included as standard
- Recommended
- Optional
- Not supported

For more information see Controllers section.



## High Capacity Front Air Discharge

Wireless controller		<input type="checkbox"/> KI-04 S
Wired controller	Without WiFi 	<input checked="" type="checkbox"/> KCT02.1 SR <input checked="" type="checkbox"/> KC-02.1 H
	With WiFi 	<input checked="" type="checkbox"/>
BMS	Modbus  S8 system	<input type="checkbox"/> K01-MODBUS 1
	S6 system	<input type="checkbox"/> K02-MODBUS
	Bacnet  S8 system	<input type="checkbox"/> K01-BACNET
	S6 system	<input type="checkbox"/> K05-BACNET 1
	Lonworks  S8 system	<input type="checkbox"/> K01-LON
S6 system		
KNX  S8 system	<input type="checkbox"/> K01-KNX 1	
S6 system		
Centralised control	Touch Centralised Control 	<input type="checkbox"/> KCCT-64 I (B-A) <input type="checkbox"/> KCCT-64 IPS (A) <input type="checkbox"/> KCCT-384B IPS (B)
	Web Centralised Control 	<input type="checkbox"/> KCC-64 WEB

\*A wired controller is needed



### High Pressure Front Air Discharge

### High Pressure Vertical Air Discharge

- KI-04 S\*
- KI-07\*

- KI-04 S\*
- KI-07\*

- KCT-03-SR

- KCT-03-SR

- KCT-05 SRPSWF
- KCT-06 SRPSWF

- KCT-05 SRPSWF
- KCT-06 SRPSWF

- K8-MODBUS

- K8-MODBUS

- K05-MODBUS(A)

- K05-MODBUS(A)

- K8-BACNET

- K8-BACNET

- K05.2-BACNET(A)

- K05.2-BACNET(A)

- K8-LON

- K8-LON

- K05-LON(A)

- K05-LON(A)

- K8-KNX

- K8-KNX

- KCCT-64 I (B-A)
- KCCT-64 IPS (A)
- KCCT-384B IPS (B)

- KCCT-64 I (B-A)
- KCCT-64 IPS (A)
- KCCT-384B IPS (B)

- KCC-64 WEB

- KCC-64 WEB

# References

## Key Installations

The **High-Capacity Zen Range** for commercial applications offers multiple installation possibilities that are highly energy-efficient and environmentally friendly. High-capacity equipment is notable for its ability to provide comfort to premises that require large airflows.



**Volkswagen**  
Dealership

*Location:* Cabrera de Mar (Spain)  
*Units installed:* High Capacity Zen

## Other customers that have trusted Kaysun Zen

**Hotels, public buildings hospitals, health clinics and centres**

- Autism Association of Jeréz (Cádiz)
- Joan XXIII Hospital (Tarragona)
- Salamanca Hospital (Salamanca)
- Sagrado Corazón Health Clinic (Madrid)
- Museum of Oil (Jaén)
- Depentya Foundation (Seville)
- Nuevo Arcangel Football Stadium (Córdoba)

**PRIVATE RESIDENCES**

- Residential Complex (Vera)
- Alpe Property Developments (Tortosa)
- 134 private residences in East Seville (Seville)

- Mercainmo Property Developments (Lleida)
- Residential Complex (Marbella)
- 503 private residences in Bekinsa Residential Complex (Seville)
- Las Brisas Hotel (Llanes)

**Business centres and offices**

- Navarrete Offices (La Rioja)
- Eder Epele offices (Guipúzcoa)
- Greg Business Centre (Barcelona)
- Trade Fair (Valladolid)
- Electric Rooms- Asturiana del Zinz S.A.U. (Asturias)
- Galvanizados Avilés offices (Avilés)
- Retevisión Valladolid (Valladolid)

- Eiffage Energy offices (Ávila)
- Acofarma offices (Terrassa)
- Jordi Verna offices (Granollers)
- Banca March offices (Mallorca)
- Carrefour offices (Málaga)
- Barceló Market (Madrid)
- Day SWRO Desalination offices (Marruecos)
- Caja Rural Zamora bank offices (Zamora)

**Restaurants**

- 100 Montaditos Brewery (Córdoba)
- Vermut Rofes Restaurants (Reus)
- La Sureña Brewery (Córdoba)
- WOK Restaurant (Cáceres)

**Commercial building**

- Unity Skates shop (Zaragoza)
- Leclerc Mall (Málaga)
- Confecciones Rubio clothes shop (Cádiz, Seville and Córdoba)
- Aurgi (Madrid)
- Toyota authorised dealer (Oviedo)
- Stradivarius (Manresa)
- Vitaldent dental clinic (different locations)
- Lacoste (Vilagarcía de Arousa)
- Lowfit Gym (Seville)
- Basic Fit Gym (Madrid)
- Alimerka Supermarkets (León)

**Encuentro**  
Fashion Stores

*Location:* Madrid and Seville  
(Spain)

*Units installed:* High Capacity Zen  
*Capacity:* 100 kW



ZEN  
HIGH CAPACITY  
COMMERCIAL



**Basic Fit**  
Gym

*Location:* Madrid (Spain)  
*Units installed:* High Capacity Zen  
*Capacity:* 140 kW



# Amazon

## Industrial VRF Range

Mini Amazon Hybrid	154
Amazon Unitario FD	156
Amazon Modular FD	158
Amazon Unitario	160
Amazon VI	164
Amazon IV HR	168
Ducts	170
Medium Pressure Ducts	172
High Pressure Ducts	174
Compact Cassette 600x600	176
Cassette 840x840	178
1 Way Cassette	180
Floor Standing	182
Wall mounted	184
Floor/Ceiling	186
KAHU	188
Hydraulic Module Integrated	190
Mini Amazon Hybrid Ducts	192
Mini Amazon Hybrid Cassettes	194
High Temperature Hydraulic Module	196
Compatible controls and accessories	198
References	200

# Amazon

## Outdoor Units



Variable flow systems are the most versatile for medium and large installations, thanks to their innovative technology, wide range of cooling powers and the long possible lengths of piping. Units of this type provide outstanding energy efficiency, thanks to the use of Inverter technology in the compressors and DC fans, which are capable of varying the cooling capacity delivered in order to adapt it to the needs of each of the indoor units.

2 pipes



3 pipes



### Different outdoor unit typologies

Kaysun employs several types of outdoor unit: from cooling powers of 8 kW in the Mini Amazon to s8 modular units capable of reaching 270 kW on a single cooling circuit. The range also offers 3 pipe heat recovery systems, capable of providing cold and heat simultaneously in the Amazon IV HR series.



### Versatility of indoor units

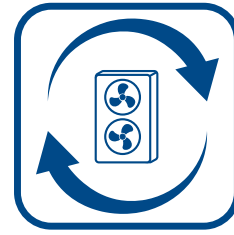
The possibilities of the indoor units are endless, not only for the different models available, but also for their power range, which is so wide that it covers from 1.7 kW to 56 kW and can cover the installation of up to 64 indoor units on the same cooling circuit. The independent control of indoor units allows each user to choose its own comfort level without interfering with the rest of users.





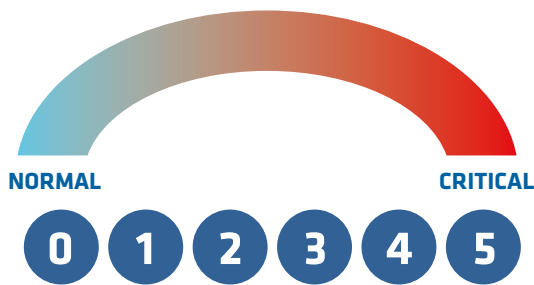
### High-efficiency DC Inverter technology

All outdoor units work with high-efficiency DC Inverter compressors. The type of compressor used on each machine depends on the range and may be twin rotary or Scroll type.




### Replace technology

Keeping the existing piping, installation time is reduced. They contribute towards limiting impact and any negative effects for the environment.



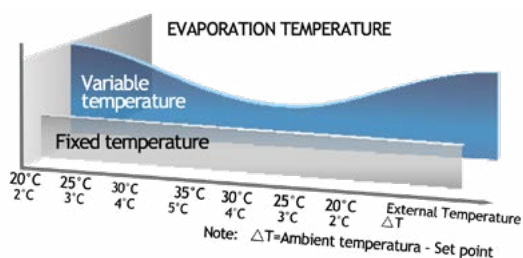
### Refrigerant level control

Real-time control over refrigerant levels. The temperature and pressure of the refrigerant can be monitored by the outdoor unit.



### High reliability

The Amazon VI outdoor units feature control board cooling with a multi-tube refrigerant system to guarantee a stable temperature for the control board and IPM.




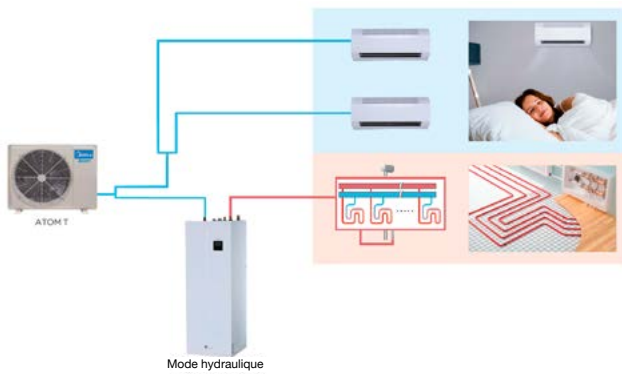
### Variable evaporation temperature

Variable evaporation temperature (for cooling) and condensation temperature (for heating) vary automatically in accordance with the indoor and outdoor temperature in order to maximise energy efficiency and improve consumption.



# Mini Amazon Hybrid

To meet the challenge of reducing emissions and the carbon footprint, Kaysun launches the new Mini Amazon range with R-32 refrigerant. It has 6 models from 8kW to 18kW with a compact size that is perfect for commercial and residential applications: Small offices, villas, apartments, etc.

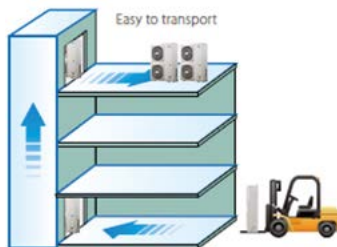


## Hybrid solution

The new Mini Amazon series is a hybrid system that can provide both direct expansion heating and cooling as well as domestic hot water, offering a comprehensive year-round solution that can eliminate the need for traditional boilers while maintaining all the advantages of a VRF system. It can be connected to a hydraulic module, either integrated or split, which functions as an additional indoor unit and provides hot water.

## Up to 23% more compact

With a single fan, the Mini Amazon III outdoor units are an ideal option for those installations where available space is limited.



## Flexible installation

Easier to position and transport, allowing savings in installation time and transport costs.

## R-32 refrigerant

R-32 is a refrigerant much more respectful of the ozone layer and does not contribute to the greenhouse effect in the same proportion as other refrigerants such as R-410A, which makes it a less polluting option for the environment.



FOR "COMPATIBLE CONTROLS AND ACCESSORIES" SEE PAGE 198

## Mini Amazon Hybrid

Outdoor unit model		KMF-80 DVR5	KMF-100 DVR5	KMF-120 DVR5	KMF-140 DVR5	KMF-160 DVR5
Cooling capacity rated	kW	7.2	9.0	12.3	14.0	15.5
Cooling input rated	kW	2.23	2.94	3.84	4.33	5.13
EER		3.23	3.06	3.2	3.23	3.02
SEER		5.7	5.7	7.5	6.9	6.6
Energy efficiency $\eta_{s,c}$	%	225	225	297	273	261
Heating capacity rated	kW	7.2	9.0	12.3	14	15.5
Heating input rated	kW	1.92	2.37	3.28	3.60	4.08
COP		3.75	3.8	3.75	3.89	3.8
SCOP		4	3.95	4.4	4.6	4.4
Energy efficiency $\eta_{s,h}$	%	225	225	297	273	261
No. indoor units		4	6	7	8	9
Compressor type		DC Inverter	DC Inverter	DC Inverter	DC Inverter	DC Inverter
No. compressor		1	1	1	1	1
No. fans		1	1	1	1	1
Sound pressure	dB(A)	54	55	57	56	56
Sound power level	dB(A)	66	68	71	70	70
Width / Height / Depth	mm	910 / 712 / 426	910 / 712 / 426	950 / 840 / 440	950 / 840 / 440	950 / 840 / 440
Net weight	kg	49	52.5	62.5	77.5	77.5
Power supply	V/ph/Hz	220-240/1/50	220-240/1/50	220-240/1/50	220-240/1/50	220-240/1/50
Communication protocol		s6	s6	s6	s6	s6
Type refrigerant		R-32	R-32	R-32	R-32	R-32
Refrigerant charge	kg	1.4	1.8	2.2	2.4	2.4
Outdoor ambient temperature for cooling min. / max.	°C	-15 / 46	-15 / 55	-15 / 55	-15 / 55	-15 / 55
Outdoor ambient temperature for heating min. / max.	°C	-20 / 27	-20 / 27	-20 / 27	-20 / 27	-20 / 27

## Mini Amazon S8

Not compatible with Mini Amazon Hybrid indoor units

Outdoor unit model		KMF-180 DTR6
Capacity	HP	3
Cooling capacity rated	kW	17.5
Cooling input rated	kW	6.46
EER		2.71
SEER		7.10
Energy efficiency $\eta_{s,c}$	%	281.0
Heating capacity rated	kW	17.5
Heating input rated	kW	4.49
COP		3.90
SCOP		4.80
Energy efficiency $\eta_{s,h}$	%	189.0
No. indoor units		12
Compressor type		DC Inverter
No. compressor		1
No. fans		1
Air flow	m <sup>3</sup> /h	5500
Static pressure	Pa	0-35
Sound pressure	dB(A)	58
Sound power level	dB(A)	73
Width / Height / Depth	mm	1038 / 864 / 409
Net weight	kg	94
Power supply	V/ph/Hz	380-415/3/50
Communication protocol		S8
Type refrigerant		R-32
Refrigerant charge	kg	2.85
Outdoor ambient temperature for cooling min. / max.	°C	-15 / 52
Outdoor ambient temperature for heating min. / max.	°C	-20 / 16.5

Accessories	Model
Branch pipes	KCMI 112 (FRG100+FRG200)
Branch pipes	KCMI 212 (FRG100+FRG300)
Branch pipes	KCMI 312 (FRG200+FRG300)
Branch pipes	KCMI 412 (FRG200+FRG400)
Branch pipes	KCMI 512 (FRG300+FRG500)

### NOTES:

- (1) The data and specifications included on this sheet may vary without prior notice.
- (2) The images on this sheet are indicative, and may differ from the actual machine.
- (3) Cooling capacity conditions: Indoor temperature 27°C DB/19°C WB; Outdoor temperature 35°C DB; Equivalent length of piping 7.5 m with 0 m fall; Data calculated with Duct-type indoor unit. Heating capacity conditions: Indoor temperature 20°C DB; Outdoor temperature 7°C DB/6°C WB; Equivalent length of piping 7.5 m with 0 m fall; Data calculated with Duct-type indoor unit.
- (4) Sound pressure level measured at a position 1 m in front of the unit at a height of 1 m above the floor using a semi-anechoic chamber.




## Amazon Unitario FD

Individual non-combinable outdoor units with powers ranging from 20 to 61,5 kW. Available in three-phase and Full DC Inverter which incorporate rotary Inverter compressors and DC fans. Front discharge is an advantage because these compact units require little installation space.



### High-efficiency DC compressors and fans

The compressors used in these outdoor units are Twin Rotary Inverter models. These units employ DC fans which adapt their running and consumption to the needs of the equipment.



### Less space, same capacity

The KMF range offers significant space saving compared to a traditional VRF unit, with a footprint that is up to 50% smaller than vertical discharge units.



### Pipe length and high simultaneity ratios

These units have a simultaneity coefficient up to 50-200%, which, combined with their capacity to support up to 560 meters of piping, makes them units that can adapt to a wide variety of applications and types of buildings.



### More complete control

There are several types of compatible controllers. The systems can be integrated in BMS systems (KNX, Bacnet, etc.) or even in centralised controllers.



FOR "COMPATIBLE CONTROLS AND ACCESSORIES" SEE PAGE 198

## S6

Outdoor unit model		KMF-200 DN4	KMF-224 DN4	KMF-260 DN4	KMF-280 DN4	KMF-335 DN4
Capacity	HP	7	8	9	10	12
Cooling capacity rated	kW	20	22.4	26	28.5	33.5
Cooling input rated	kW	4.9	6.83	9.63	12.28	14.38
EER		3.79	3.31	2.59	2.33	2.19
SEER		7.11	6.83	6.55	6.35	6.42
Energy efficiency $\eta_{s,c}$	%	281.40	270.2	259	251	253.8
Heating capacity rated	kW	22.5	25	28.5	31.5	37.5
Heating capacity rated at -7°C	kW	21.57	23.97	27.32	30.2	35.95
Heating input rated	kW	6.59	6.67	7.43	7.41	9.08
COP		3.78	3.75	3.7	3.61	3.2
COP at -7°C		2.95	2.93	2.89	2.8	2.5
SCOP		3.95	4.26	4.53	4.60	3.96
Energy efficiency $\eta_{s,h}$	%	155	167.4	178.2	179.4	155.4
No. indoor units		17	19	22	24	29
Compressor type		Rotary Inverter	Rotary Inverter	Rotary Inverter	Rotary Inverter	Rotary Inverter
No. compressor		1	1	1	1	1
No. fans		2	2	2	2	2
Air flow	m <sup>3</sup> /h	9000	9000	10000	11000	11300
Sound pressure	dB(A)	58	58	59	60	61
Sound power level	dB(A)	78	78	78	78	81
Width / Height / Depth	mm	1120 / 1558 / 528	1120 / 1558 / 528	1120 / 1558 / 528	1120 / 1558 / 528	1120 / 1558 / 528
Net weight	kg	143	143	144	144	157
Power supply	V/ph/Hz	380-415/3/50	380-415/3/50	380-415/3/50	380-415/3/50	380-415/3/50
Power wiring	mm <sup>2</sup>	(4+T)x6	(4+T)x6	(4+T)x6	(4+T)x6	(4+T)x10
Communication protocol		s6	s6	s6	s6	s6
Shielded communication wiring	mm <sup>2</sup>	3x0,75	3x0,75	3x0,75	3x0,75	3x0,75
Type refrigerant		R-410A	R-410A	R-410A	R-410A	R-410A
Refrigerant charge	kg	6.5	6.5	6.5	6.5	8
Outdoor ambient temperature for cooling min. / max.	°C	-5 / 48	-5 / 48	-5 / 48	-5 / 48	-5 / 48
Outdoor ambient temperature for heating min. / max.	°C	-20 / 24	-20 / 24	-20 / 24	-20 / 24	-20 / 24

## S8

Outdoor unit model		KMF-400 DN6	KMF-450 DN6	KMF-560 DN6	KMF-615 DN6
Capacity	HP	14	16	20	22
Cooling capacity rated	kW	40	45	56	61.5
Cooling input rated	kW	15.7	16.0	22.9	30.8
EER		2.54	2.82	2.45	2.00
EER EN14511		3.3	3.42	3.36	3.3
SEER		6.23	6.15	5.95	5.80
Energy efficiency $\eta_{s,c}$	%	263.0	267.8	249	243
Heating capacity rated	kW	40	45	56	61.5
Heating input rated	kW	11.7	11.2	15.5	18.8
COP		3.42	3.68	3.1	3.07
COP EN14511		3.79	3.85	3.95	3.75
SCOP		4.00	4.10	4.07	4.00
Energy efficiency $\eta_{s,h}$	%	163	166.2	159.8	157.0
No. indoor units		22	26	33	36
Compressor type		DC Inverter	DC Inverter	DC Inverter	DC Inverter
No. compressor		2	2	2	2
No. fans		2	2	2	2
Air flow	m <sup>3</sup> /h	12500	18500	18500	19000
Static pressure	Pa	80	80	80	80
Sound pressure	dB(A)	59	60	61	62
Sound power level	dB(A)	82	86	89	89
Width / Height / Depth	mm	1130 / 1760 / 580	1250 / 1760 / 580	1250 / 1760 / 580	1250 / 1760 / 580
Net weight	kg	187	214	234	234
Power supply	V/ph/Hz	380-415/3/50	380-415/3/50	380-415/3/50	380-415/3/50
Communication protocol		s8	s8	s8	s8
Type refrigerant		R-410A	R-410A	R-410A	R-410A
Refrigerant charge	kg	7.4	8	8.5	8.5
Outdoor ambient temperature for cooling min. / max.	°C	-15 / 55	-15 / 55	-15 / 55	-15 / 55
Outdoor ambient temperature for heating min. / max.	°C	-30 / 30	-30 / 30	-30 / 30	-30 / 30

**NOTES:**

- (1) The data and specifications included on this sheet may vary without prior notice.
- (2) The images on this sheet are indicative, and may differ from the actual machine.
- (3) Cooling capacity conditions: Indoor temperature 27°C DB/19°C WB; Outdoor temperature 35°C DB; Equivalent length of piping 7.5 m with 0 m fall; Data calculated with Duct-type indoor unit.
- Heating capacity conditions: Indoor temperature 20°C DB; Outdoor temperature 7°C DB/6°C WB; Equivalent length of piping 7.5 m with 0 m fall; Data calculated with Duct-type indoor unit.

- (4) Sound pressure level measured at a position 1 m in front of the unit at a height of 1 m above the floor using a semi-anechoic chamber.
- (5) EER EN14511 calculated with: Indoor temperature 27°C DB; Outdoor temperature 35°C DB, 6°C WB; Equivalent length of piping 5 m with 0 m fall. Data according to EN 14511.
- (6) COP EN14511 calculated with: Indoor temperature 20°C DB; Outdoor temperature 7°C DB, 6°C WB; Equivalent length of piping 5 m with 0 m fall. Data according to EN 14511.

Accessories	Model
Branch pipes	KCMI 112 (FRG100+FRG200)
Branch pipes	KCMI 212 (FRG100+FRG300)



## Amazon Modular FD

Complete range of fully modular front discharge units from 33.5 kW to 61.5 kW, which can be combined up to 4 outdoor units. Available in R410A, with ultra-compact dimensions and featuring Kaysun's latest S8 technology.



**Powercom  
ELBox  
Multisens**

### **Modular units**

Up to 4 KMF outdoor units can be combined, achieving a total power of up to 246 kW in a single cooling system. This makes them highly adaptable to the capacity and space requirements of each installation.

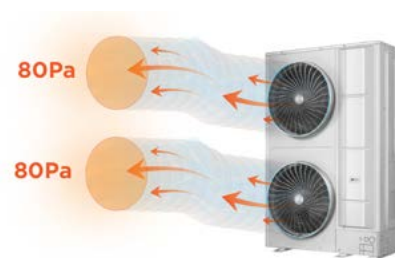
### **Kaysun S8**

Kaysun's new S8 technology makes the installation of the units easier, protects them from unfavorable external factors, and ensures their operation and efficiency, making them highly reliable units.



### **Less space, same capacity**

The KMF range offers significant space saving compared to a traditional VRF unit, with a footprint that is up to 50% smaller than vertical discharge units.



### **High capacity fans**

An available static pressure of 80 Pa increases flexibility in choosing the outdoor unit installation place. Proper heat dissipation can be maintained even when the outdoor unit is installed in technical rooms.



FOR "COMPATIBLE CONTROLS AND ACCESSORIES" SEE PAGE 198

Outdoor unit model		KMF-335 DN6S	KMF-400 DN6S	KMF-450 DN6S	KMF-560 DN6S	KMF-615 DN6S
Capacity	HP	12	14	16	20	22
Cooling capacity rated	kW	33.5	40.0	45.0	56.0	61.5
Cooling input rated	kW	11.6	15.7	16.0	22.9	30.8
EER		2.90	2.54	2.82	2.45	2.00
EER EN14511		3.65	3.3	3.42	3.36	3.3
SEER		6.38	6.23	6.15	5.95	5.80
Energy efficiency ηs,c	%	273.4	263.0	267.8	249.0	243.0
Heating capacity rated	kW	33.5	40.0	45.0	56.0	61.5
Heating input rated	kW	9.1	11.7	12.2	15.5	18.8
COP		3.68	3.42	3.68	3.62	3.28
COP EN14511		4.24	3.79	3.85	3.95	3.75
SCOP		4.11	4.00	4.10	4.07	4.00
Energy efficiency ηs,h	%	161.4	163.0	166.2	159.8	157.0
No. indoor units		19	22	26	32	35
Compressor type		DC Inverter	DC Inverter	DC Inverter	DC Inverter	DC Inverter
No. compressor		1	1	1	1	1
No. fans		2	2	2	2	2
Air flow	m <sup>3</sup> /h	12500	12500	18500	18500	19000
Static pressure	Pa	80	80	80	80	80
Sound pressure	dB(A)	58	59	60	61	62
Sound power level	dB(A)	81	82	86	89	89
Width / Height / Depth	mm	1130 / 1760 / 580	1130 / 1760 / 580	1250 / 1760 / 580	1250 / 1760 / 580	1250 / 1760 / 580
Net weight	kg	180	182	208	228	228
Power supply	V/ph/Hz	380-415/3/50	380-415/3/50	380-415/3/50	380-415/3/50	380-415/3/50
Communication protocol		s8	s8	s8	s8	s8
Type refrigerant		R-410A	R-410A	R-410A	R-410A	R-410A
Refrigerant charge	kg	6.4	7.4	8.0	8.5	8.5
Outdoor ambient temperature for cooling min. / max.	°C	-15 / 55	-15 / 55	-15 / 55	-15 / 55	-15 / 55
Outdoor ambient temperature for heating min. / max.	°C	-30 / 30	-30 / 30	-30 / 30	-30 / 30	-30 / 30

Accessories	Model
Branch pipes	KCMI 112 (FRG100+FRG200)
Branch pipes	KCMI 212 (FRG100+FRG300)
Branch pipes	KCMI 312 (FRG200+FRG300)
Branch pipes	KCMI 412 (FRG200+FRG400)
Branch pipes	KCMI 512 (FRG300+FRG500)
Outdoor modules T-type branch pipes	KCME 12.8.TS
Outdoor modules T-type branch pipes	KCME 12.8.T
Outdoor modules T-type branch pipes	KCME 13.8.TS
Outdoor modules T-type branch pipes	KCME 13.8.T
Outdoor modules T-type branch pipes	KCME 14.8.S
Branch pipes	DXFQT4-01
Branch pipes	DXFQT8-01

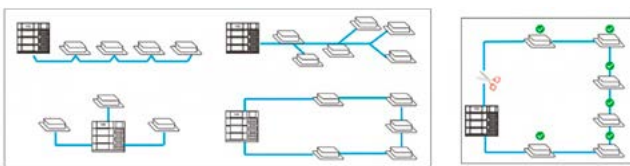
**NOTES:**

- (1) The data and specifications included on this sheet may vary without prior notice.
- (2) The images on this sheet are indicative, and may differ from the actual machine.
- (3) Cooling capacity conditions: Indoor temperature 27°C DB/19°C WB; Outdoor temperature 35°C DB; Equivalent length of piping 7.5 m with 0 m fall; Data calculated with Duct-type indoor unit. Heating capacity conditions: Indoor temperature 20°C DB; Outdoor temperature 7°C DB/6°C WB; Equivalent length of piping 7.5 m with 0 m fall; Data calculated with Duct-type indoor unit.
- (4) Sound pressure level measured at a position 1 m in front of the unit at a height of 1 m above the floor using a semi-anechoic chamber.
- (5) EER EN14511 calculated with: Indoor temperature 27°C DB; Outdoor temperature 35°C DB, 6°C WB; Equivalent length of piping 5 m with 0 m fall. Data according to EN 14511.
- (6) COP EN14511 calculated with: Indoor temperature 20°C DB; Outdoor temperature 7°C DB, 6°C WB; Equivalent length of piping 5 m with 0 m fall. Data according to EN 14511.



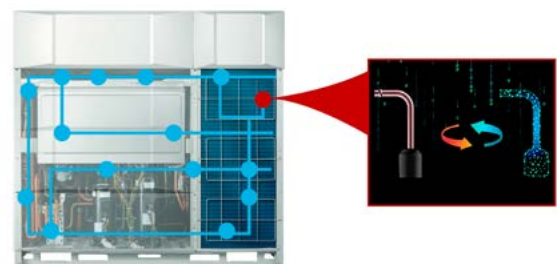
## Amazon Unitario

In response to the challenges of IoT, flexible connectivity, durability, and efficiency, Kaysun introduces its new range of S8 VRF outdoor units. With full DC inverter technology, EVI compressors, and revolutionary features like Powercom, EIBox, and Multisens, the S8 range sets a new standard for air conditioning systems worldwide.



### Powercom

The Powercom communication technology supports various wiring patterns instead of a simple daisy-chain connection. This reduces installation costs and the possibility of an incorrect connection. It also offers enhanced anti-interference capabilities, enabling communication over distances of up to 2000 meters without the need for shielded communication cables.



### Multisens

Kaysun S8 VRF outdoor units have the highest number of sensors in the industry, with a single outdoor unit equipped with up to 19 sensors. In any VRF system, the failure of even a small component in one unit can have a ripple effect, impacting the entire system and resulting in substantial costs, directly affecting user comfort. The S8 outdoors range mitigate this issue: In the event of a sensor failure, the remaining sensors have the capability to automatically simulate a virtual backup of the faulty sensor, ensuring the system continues to operate normally. Additionally, these outdoor units have backup functionality for compressors, fans, or the module itself, particularly in installations where more than one unit is involved.



### EIBox

The electronic components are entirely isolated from the external environment to protect them from corrosion, sand, moisture, storms, and other adverse conditions. This design also prevents the entry of small animals and insects, providing comprehensive protection for the internal electronic components and enhancing overall environmental resilience.



### Fans with 120 Pa

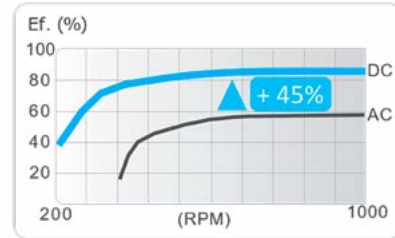
The available static pressure of the outdoor unit can be up to 120 Pa, making it easy to install in intermediate floors of tall buildings, basements, or technical rooms.





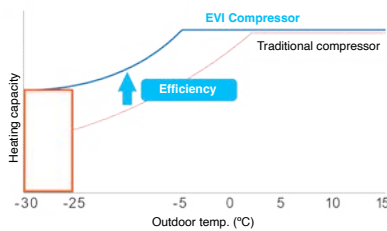
### Remote Software Update

In addition to updating the software of the outdoor and indoor units through USB and traditional methods, the S8 range enables remote software updates for both indoor and outdoor units via a cloud gateway. This makes system updates convenient and ensures that the system is always up-to-date.



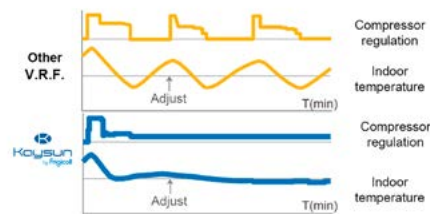
### Full DC Inverter Technology

The S8 series use a compressor and a fan motor with direct current (DC) inverter to achieve seamless, high-precision speed adjustment, ensuring that the system operates in optimal conditions, with greater efficiency, consistency, and reduced noise.



### EVI (Enhanced Vapor Injection) Compressor

The DC inverter compressor with Enhanced Vapor Injection (EVI) increases the circulation of refrigerant and enhances both cooling and heating capacity. This improvement boosts system efficiency, reducing energy consumption while maintaining the same level of performance.



### KETA 2.0


KETA 2.0 stands for Kaysun Evaporating Temperature Alteration, a technology that has been enhanced to maximize energy savings. It achieves up to a 28% increase in seasonal efficiency through various operating algorithms.



### Mr. Expert

With the intelligent Bluetooth module or special Bluetooth after-sales kit, the data of the outdoor unit can be directly read and written on your smart phone without connecting a PC or opening the cabinet.

# Amazon Unitario



Outdoor unit model		K2UF-280 DN6	K2UF-450 DN6	K2UF-560 DN6
Capacity	HP	10	16	20
Cooling capacity rated	kW	28	45	56
Cooling input rated	kW	8.75	18,37	22,05
EER		3.2	2.45	2.54
EER EN14511		3.98	3.4	3.25
SEER		7.25	6.83	6.63
Energy efficiency $\eta_{s,c}$	%	281.3	265	257.24
Heating capacity rated	kW	28	45	56
Heating input rated	kW	7.43	12.75	15.73
COP		3.77	3.53	3.56
COP EN14511		4.95	3.9	4.05
SCOP		4.26	4.26	4.2
Energy efficiency $\eta_{s,h}$	%	165.68	165.68	162.96
No. indoor units		16	26	33
Compressor type		DC Inverter	DC Inverter	DC Inverter
No. compressor		1	1	2
No. fans		1	1	2
Air flow	m <sup>3</sup> /h	12600	15600	22000
Static pressure	Pa	120	120	120
Sound pressure	dB(A)	58	65	66
Sound power level	dB(A)	84	86	89
Width / Height / Depth	mm	940 / 1760 / 825	940 / 1760 / 825	1340 / 1760 / 825
Net weight	kg	193	215	295
Power supply	V/ph/Hz	380-415/3/50	380-415/3/50	380-415/3/50
Communication protocol		s8	s8	s8
Type refrigerant		R-410A	R-410A	R-410A
Refrigerant charge	kg	7	8.4	9.3
Outdoor ambient temperature for cooling min. / max.	°C	-15 / 55	-15 / 55	-15 / 55
Outdoor ambient temperature for heating min. / max.	°C	-30 / 30	-30 / 30	-30 / 30

Accessories	Model
Branch pipes	KCMI 112 (FRG100+FRG200)
Branch pipes	KCMI 212 (FRG100+FRG300)
Branch pipes	KCMI 312 (FRG200+FRG300)
Branch pipes	KCMI 412 (FRG200+FRG400)
Branch pipes	KCMI 512 (FRG300+FRG500)

#### NOTES:

- (1) The data and specifications included on this sheet may vary without prior notice.
- (2) The images on this sheet are indicative, and may differ from the actual machine.
- (3) Cooling capacity conditions: Indoor temperature 27°C DB/19°C WB; Outdoor temperature 35°C DB; Equivalent length of piping 7.5 m with 0 m fall; Data calculated with Duct-type indoor unit. Heating capacity conditions: Indoor temperature 20°C DB; Outdoor temperature 7°C DB/6°C WB; Equivalent length of piping 7.5 m with 0 m fall; Data calculated with Duct-type indoor unit.
- (4) Sound pressure level measured at a position 1 m in front of the unit at a height of 1 m above the floor using a semi-anechoic chamber.
- (5) EER EN14511 calculated with: Indoor temperature 27°C DB; Outdoor temperature 35°C DB, 6°C WB; Equivalent length of piping 5 m with 0 m fall. Data according to EN 14511.
- (6) COP EN14511 calculated with: Indoor temperature 20°C DB; Outdoor temperature 7°C DB, 6°C WB; Equivalent length of piping 5 m with 0 m fall. Data according to EN 14511.



10 / 16



20 / 24



28 / 32

FOR "COMPATIBLE CONTROLS AND ACCESSORIES" SEE PAGE 198

Outdoor unit model		K2UF-670 DN6	K2UF-785 DN6	K2UF-900 DN6
Capacity	HP	24	28	32
Cooling capacity rated	kW	67	78.5	90
Cooling input rated	kW	31,31	32,44	43,90
EER		2.14	2.42	2.0
EER EN14511		3.3	3.4	3.28
SEER		6.14	6.02	5.78
Energy efficiency $\eta_{s,c}$	%	238.23	233.58	224.26
Heating capacity rated	kW	67	78.5	90
Heating input rated	kW	19.14	23.09	27.78
COP		3.5	3.4	3.24
COP EN14511		3.95	3.8	3.74
SCOP		4.28	4.28	4.2
Energy efficiency $\eta_{s,h}$	%	166.06	166.06	162.96
No. indoor units		39	46	53
Compressor type		DC Inverter	DC Inverter	DC Inverter
No. compressor		2	2	2
No. fans		2	2	2
Air flow	m <sup>3</sup> /h	21500	28000	28000
Static pressure	Pa	120	120	120
Sound pressure	dB(A)	67	68	68
Sound power level	dB(A)	92	93	93
Width / Height / Depth	mm	1340 / 1760 / 825	1880 / 1760 / 825	1880 / 1760 / 825
Net weight	kg	315	396	396
Power supply	V/ph/Hz	380-415/3/50	380-415/3/50	380-415/3/50
Communication protocol		s8	s8	s8
Type refrigerant		R-410A	R-410A	R-410A
Refrigerant charge	kg	11.96	11.96	11.96
Outdoor ambient temperature for cooling min. / max.	°C	-15 / 55	-15 / 55	-15 / 55
Outdoor ambient temperature for heating min. / max.	°C	-30 / 30	-30 / 30	-30 / 30

Accessories	Model
Branch pipes	KCMI 112 (FRG100+FRG200)
Branch pipes	KCMI 212 (FRG100+FRG300)
Branch pipes	KCMI 312 (FRG200+FRG300)
Branch pipes	KCMI 412 (FRG200+FRG400)
Branch pipes	KCMI 512 (FRG300+FRG500)

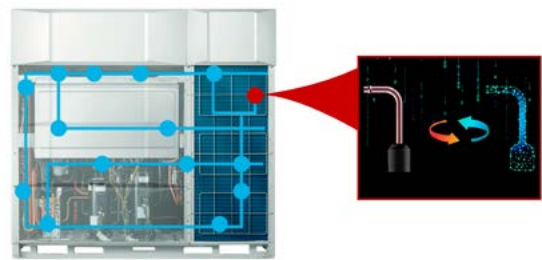
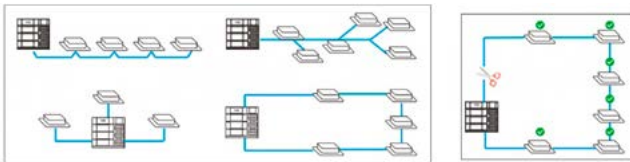
**NOTES:**

- (1) The data and specifications included on this sheet may vary without prior notice.
- (2) The images on this sheet are indicative, and may differ from the actual machine.
- (3) Cooling capacity conditions: Indoor temperature 27°C DB/19°C WB; Outdoor temperature 35°C DB; Equivalent length of piping 7.5 m with 0 m fall; Data calculated with Duct-type indoor unit. Heating capacity conditions: Indoor temperature 20°C DB; Outdoor temperature 7°C DB/6°C WB; Equivalent length of piping 7.5 m with 0 m fall; Data calculated with Duct-type indoor unit.
- (4) Sound pressure level measured at a position 1 m in front of the unit at a height of 1 m above the floor using a semi-anechoic chamber.
- (5) EER EN14511 calculated with: Indoor temperature 27°C DB; Outdoor temperature 35°C DB, 6°C WB; Equivalent length of piping 5 m with 0 m fall. Data according to EN 14511.
- (6) COP EN14511 calculated with: Indoor temperature 20°C DB; Outdoor temperature 7°C DB, 6°C WB; Equivalent length of piping 5 m with 0 m fall. Data according to EN 14511.



# Amazon VI

New S8 Vertical Discharge VRF units. Full DC Inverter, EVI compressors, and revolutionary technologies such as Powercom, EIBox, and Multisens make the S8 range a pioneering air conditioning system in the world. These units are combinable, reaching up to 270 kW.



## Powercom

The Powercom communication technology supports various wiring patterns instead of a simple daisy-chain connection. This reduces installation costs and the possibility of an incorrect connection. It also offers enhanced anti-interference capabilities, enabling communication over distances of up to 2000 meters without the need for shielded communication cables.

## Multisens

Kaysun S8 VRF outdoor units have the highest number of sensors in the industry, with a single outdoor unit equipped with up to 19 sensors. In any VRF system, the failure of even a small component in one unit can have a ripple effect, impacting the entire system and resulting in substantial costs, directly affecting user comfort. The S8 outdoors range mitigate this issue: In the event of a sensor failure, the remaining sensors have the capability to automatically simulate a virtual backup of the faulty sensor, ensuring the system continues to operate normally. Additionally, these outdoor units have backup functionality for compressors, fans, or the module itself, particularly in installations where more than one unit is involved.



## EIBox

The electronic components are entirely isolated from the external environment to protect them from corrosion, sand, moisture, storms, and other adverse conditions. This design also prevents the entry of small animals and insects, providing comprehensive protection for the internal electronic components and enhancing overall environmental resilience.




## Fans with 120 Pa

The available static pressure of the outdoor unit can be up to 120 Pa, making it easy to install in intermediate floors of tall buildings, basements, or technical rooms.



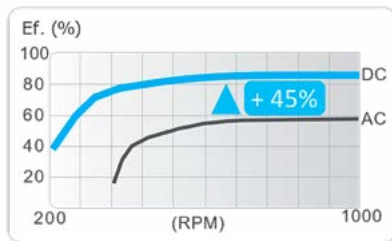
### Pipe length and high simultaneity ratios

These units have a simultaneity coefficient of 50-200%, which, combined with their capacity to support up to 1,100 meters of piping, makes them units that can adapt to a wide variety of applications and types of buildings.



### Modular units

Up to 3 outdoor units can be combined, achieving a total power of up to 270 kW in a single refrigeration system. This makes them highly adaptable units to the capacity and space requirements of each installation.



### Full DC Inverter Technology

The S8 series use a compressor and a fan motor with direct current (DC) inverter to achieve seamless, high-precision speed adjustment, ensuring that the system operates in optimal conditions, with greater efficiency, consistency, and reduced noise.



### Complete control options

There are different types of compatible controls. The units can be integrated into BMS (KNX, Bacnet...) systems or even centralized controls.



### Wide operating range

The S8 outdoor units can operate within a temperature range of -15°C to 55°C in cooling mode and from -30°C to 30°C in heating mode. They are highly efficient units regardless of the external conditions.

# Amazon VI



Outdoor unit model		K2F-280 DN6	K2F-335 DN6	K2F-400 DN6	K2F-450 DN6
Capacity	HP	10	12	14	16
Cooling capacity rated	kW	28	33.5	40	45
Cooling input rated	kW	8.75	11.63	14.04	18.37
EER		3.2	2.88	2.85	2.45
EER EN14511		3.98	3.79	3.66	3.4
SEER		7.25	7.19	7.28	6.83
Energy efficiency $\eta_{s,c}$	%	281.3	278.97	282.45	265
Heating capacity rated	kW	28	33.5	40	45
Heating input rated	kW	7.43	9.49	11.33	12.75
COP		3.77	3.53	3.53	3.53
COP EN14511		4.95	4.5	4.3	3.9
SCOP		4.26	4.29	4.37	4.26
Energy efficiency $\eta_{s,h}$	%	165.68	166.45	169.56	165.68
No. indoor units		16	19	23	26
Compressor type		DC Inverter	DC Inverter	DC Inverter	DC Inverter
No. compressor		1	1	1	1
No. fans		1	1	1	1
Air flow	m <sup>3</sup> /h	12600	13500	15600	15600
Static pressure	Pa	120	120	120	120
Sound pressure	dB(A)	58	61	65	65
Sound power level	dB(A)	84	85	86	86
Width / Height / Depth	mm	940 / 1760 / 825	940 / 1760 / 825	940 / 1760 / 825	940 / 1760 / 825
Net weight	kg	195	195	215	215
Power supply	V/ph/Hz	380-415/3/50	380-415/3/50	380-415/3/50	380-415/3/50
Communication protocol		s8	s8	s8	s8
Type refrigerant		R-410A	R-410A	R-410A	R-410A
Refrigerant charge	kg	7	7	8.4	8.4
Outdoor ambient temperature for cooling min. / max.	°C	-15 / 55	-15 / 55	-15 / 55	-15 / 55
Outdoor ambient temperature for heating min. / max.	°C	-30 / 30	-30 / 30	-30 / 30	-30 / 30

Accessories	Model
Branch pipes	KCMI 112 (FRG100+FRG200)
Branch pipes	KCMI 212 (FRG100+FRG300)
Branch pipes	KCMI 312 (FRG200+FRG300)
Branch pipes	KCMI 412 (FRG200+FRG400)
Branch pipes	KCMI 512 (FRG300+FRG500)
Outdoor modules T-type branch pipes	KCME 12.8.TS
Outdoor modules T-type branch pipes	KCME 12.8.T
Outdoor modules T-type branch pipes	KCME 13.8.TS
Outdoor modules T-type branch pipes	KCME 13.8.T
Branch pipes	DXFQT8-01

#### NOTES:

- (1) The data and specifications included on this sheet may vary without prior notice.
- (2) The images on this sheet are indicative, and may differ from the actual machine.
- (3) Cooling capacity conditions: Indoor temperature 27°C DB/19°C WB; Outdoor temperature 35°C DB; Equivalent length of piping 7.5 m with 0 m fall; Data calculated with Duct-type indoor unit. Heating capacity conditions: Indoor temperature 20°C DB; Outdoor temperature 7°C DB/6°C WB; Equivalent length of piping 7.5 m with 0 m fall; Data calculated with Duct-type indoor unit.
- (4) Sound pressure level measured at a position 1 m in front of the unit at a height of 1 m above the floor using a semi-anechoic chamber.
- (5) EER EN14511 calculated with: Indoor temperature 27°C DB; Outdoor temperature 35°C DB, 6°C WB; Equivalent length of piping 5 m with 0 m fall. Data according to EN 14511.
- (6) COP EN14511 calculated with: Indoor temperature 20°C DB; Outdoor temperature 7°C DB, 6°C WB; Equivalent length of piping 5 m with 0 m fall. Data according to EN 14511.



8 / 10 / 12 / 14 / 16



20 / 22 / 24



28 / 32

FOR "COMPATIBLE CONTROLS AND ACCESSORIES" SEE PAGE 198

Outdoor unit model		K2F-560 DN6	K2F-615 DN6	K2F-670 DN6	K2F-785 DN6	K2F-900 DN6
Capacity	HP	20	22	24	28	32
Cooling capacity rated	kW	56	61.5	67	78.5	90
Cooling input rated	kW	22.05	25.84	31.31	32.44	43.9
EER		2.54	2.38	2.14	2.42	2.04
EER EN14511		3.25	3.4	3.3	3.4	3.28
SEER		6.63	6.63	6.14	6.02	5.78
Energy efficiency $\eta_{s,c}$	%	257.24	257.24	238.23	233.58	224.26
Heating capacity rated	kW	56	61.5	67	78.5	90
Heating input rated	kW	15.73	17.37	19.14	23.09	27.78
COP		3.56	3.54	3.5	3.4	3.24
COP EN14511		4.05	3.8	3.95	3.8	3.74
SCOP		4.2	4.34	4.28	4.28	4.2
Energy efficiency $\eta_{s,h}$	%	162.96	168.77	166.06	166.06	162.96
No. indoor units		33	36	39	46	53
Compressor type		DC Inverter	DC Inverter	DC Inverter	DC Inverter	DC Inverter
No. compressor		2	2	2	2	2
No. fans		2	2	2	2	2
Air flow	m <sup>3</sup> /h	22000	21500	21500	28000	28000
Static pressure	Pa	120	120	120	120	120
Sound pressure	dB(A)	66	66	67	68	68
Sound power level	dB(A)	89	89	92	93	93
Width / Height / Depth	mm	1340 / 1760 / 825	1340 / 1760 / 825	1340 / 1760 / 825	1880 / 1760 / 825	1880 / 1760 / 825
Net weight	kg	295	315	315	396	396
Power supply	V/ph/Hz	380-415/3/50	380-415/3/50	380-415/3/50	380-415/3/50	380-415/3/50
Communication protocol		s8	s8	s8	s8	s8
Type refrigerant		R-410A	R-410A	R-410A	R-410A	R-410A
Refrigerant charge	kg	9.3	11.96	11.96	11.96	11.96
Outdoor ambient temperature for cooling min. / max.	°C	-15 / 55	-15 / 55	-15 / 55	-15 / 55	-15 / 55
Outdoor ambient temperature for heating min. / max.	°C	-30 / 30	-30 / 30	-30 / 30	-30 / 30	-30 / 30

Accessories	Model
Branch pipes	KCMI 112 (FRG100+FRG200)
Branch pipes	KCMI 212 (FRG100+FRG300)
Branch pipes	KCMI 312 (FRG200+FRG300)
Branch pipes	KCMI 412 (FRG200+FRG400)
Branch pipes	KCMI 512 (FRG300+FRG500)
Outdoor modules T-type branch pipes	KCME 12.8.TS
Outdoor modules T-type branch pipes	KCME 12.8.T
Outdoor modules T-type branch pipes	KCME 13.8.TS
Outdoor modules T-type branch pipes	KCME 13.8.T
Branch pipes	DXFQT8-01

**NOTES:**

- (1) The data and specifications included on this sheet may vary without prior notice.
- (2) The images on this sheet are indicative, and may differ from the actual machine.
- (3) Cooling capacity conditions: Indoor temperature 27°C DB/19°C WB; Outdoor temperature 35°C DB; Equivalent length of piping 7.5 m with 0 m fall; Data calculated with Duct-type indoor unit. Heating capacity conditions: Indoor temperature 20°C DB; Outdoor temperature 7°C DB/6°C WB; Equivalent length of piping 7.5 m with 0 m fall; Data calculated with Duct-type indoor unit.
- (4) Sound pressure level measured at a position 1 m in front of the unit at a height of 1 m above the floor using a semi-anechoic chamber.
- (5) EER EN14511 calculated with: Indoor temperature 27°C DB; Outdoor temperature 35°C DB, 6°C WB; Equivalent length of piping 5 m with 0 m fall. Data according to EN 14511.
- (6) COP EN14511 calculated with: Indoor temperature 20°C DB; Outdoor temperature 7°C DB, 6°C WB; Equivalent length of piping 5 m with 0 m fall. Data according to EN 14511.



## Amazon IV HR

The Amazon IV HR outdoor groups are variable flow Full DC Inverter with heat recovery (3-pipe). Thanks to their multigroup Inverter boxes, they can produce heat and cold simultaneously on the same cooling circuit. They can achieve capacities of up to 150 kW through the combination of modules, and the units stand out for their high energy efficiency.



### Modular unit

The possibility of combining up to 3 of these modules and capacities which can reach up to 150 kW in cooling mode. The Amazon IV HR units can reduce installation space.



### Production of hot water up to 80°C

Thanks to this module, it is possible to produce domestic hot water up to 80°C which is valid for all applications, thanks to its R-410A and R-134A dual stage.



### MS01 multigroup boxes

They incorporate a 3200-position valve, in addition to having contacts for leak sensor, alarm and fan stop/start.

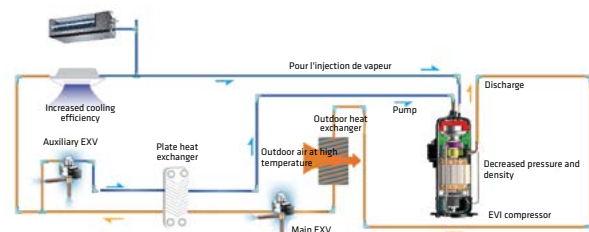
**200%**

### Up to 200% simultaneous connection ratio

All the outdoor units in the Amazon range allow a simultaneous connection ratio of up to 200% for the Amazon IV HR, regarding the capacity of connected indoor units.

### Highly efficient EVI compressor

Thanks to the Scroll DC Inverter compressor with vapour injection (EVI), the heating efficiency is increased by up to 26% in ambient temperatures of up to -15°C, and 10% in cooling in temperatures of 43°C.







FOR "COMPATIBLE CONTROLS AND ACCESSORIES" SEE PAGE 198

Outdoor unit model		Combinable modules					
		K3F-252 DN4S	K3F-280 DN4S	K3F-335 DN4S	K3F-400 DN4S	K3F-450 DN4S	K3F-500 DN4S
Capacity	HP	8	10	12	14	16	18
Cooling capacity rated	kW	22.4	28	33.5	40	45	50
Cooling input rated	kW	6.54	9.78	11.88	13.21	17.45	21.99
EER		3.43	2.86	2.82	3.03	2.58	2.27
SEER		7.26	6.6	6.8	6.65	6.44	6.22
Energy efficiency $\eta_{s,c}$	%	287.3	261.2	269.10	263.2	254.7	245.7
Heating capacity rated	kW	25	31.5	37.5	45	50	56
Heating capacity rated at -7°C	kW	25	31	31	43.1	45.7	49.5
Heating input rated	kW	6.3	9	11.83	12.86	15.87	17.07
COP		3.97	3.5	3.17	3.5	3.15	3.28
COP at -7°C		2.48	2.14	2.30	2.33	2.23	2.4
SCOP		4.29	4.39	4.59	4.27	4.33	4.35
Energy efficiency $\eta_{s,h}$	%	168.5	172.7	180.8	168	170.2	170.9
No. indoor units		64	64	64	64	64	64
Compressor type		Scroll Inverter	Scroll Inverter	Scroll Inverter	Scroll Inverter	Scroll Inverter	Scroll Inverter
No. compressor		1	1	1	1	1	1
No. fans		1	1	1	2	2	2
Air flow	m <sup>3</sup> /h	9000	9500	10000	14000	14900	15800
Static pressure	Pa	80	80	80	80	80	80
Sound pressure	dB(A)	58	61	62	64	64	65
Sound power level	dB(A)	78	82	83	84	88	88
Width / Height / Depth	mm	990 / 1635 / 790	990 / 1635 / 790	990 / 1635 / 790	1340 / 1635 / 825	1340 / 1635 / 825	1340 / 1635 / 825
Net weight	kg	232	232	232	300	300	300
Power supply	V/ph/Hz	380-415/3/50	380-415/3/50	380-415/3/50	380-415/3/50	380-415/3/50	380-415/3/50
Power wiring	mm <sup>2</sup>	(4+T)x4	(4+T)x6	(4+T)x6	(4+T)x10	(4+T)x10	(4+T)x16
Communication protocol		s6	s6	s6	s6	s6	s6
Shielded communication wiring	mm <sup>2</sup>	3x0.75	3x0.75	3x0.75	3x0.75	3x0.75	3x0.75
Type refrigerant		R-410A	R-410A	R-410A	R-410A	R-410A	R-410A
Refrigerant charge	kg	8	8	8	10	10	10
Outdoor ambient temperature for cooling min. / max.	°C	-5 / 52	-5 / 52	-5 / 52	-5 / 52	-5 / 52	-5 / 52
Outdoor ambient temperature for heating min. / max.	°C	-25 / 19	-25 / 19	-25 / 19	-25 / 19	-25 / 19	-25 / 19
Outdoor ambient temperature for DHW min. / max.	°C	-20 / 43	-20 / 43	-20 / 43	-20 / 43	-20 / 43	-20 / 43

Model	KVBM-32 DN4S	KVBM-49 DN4S	KVBM-63 DN4S	KVBM-85 DN4S
Max. power per output; kW	32	16	16	16
Max. power per changeover box; kW	32	49	63	85
No. indoors per output	8	5	5	5
No. indoors per changeover box	8	20	30	47
No. outlets	1	4	6	10
Shielded communication wiring; mm <sup>2</sup>	3x0.75	3x0.75	3x0.75	3x0.75
Width / Height / Depth; mm	440 / 195 / 296	668 / 250 / 574	668 / 250 / 574	974 / 250 / 574
Net weight; kg	10.5	33	36	51
Power supply; V/ph/Hz	220-240/1/50	220-240/1/50	220-240/1/50	220-240/1/50
Power wiring; mm <sup>2</sup>	(2+T)x2,5	(2+T)x2,5	(2+T)x2,5	(2+T)x2,5
Liquid pipe diameter; inch	3/8" // 1/2"	3/8" // 1/2" // 5/8" // 3/4"	3/8" // 1/2" // 5/8" // 3/4"	3/8" // 5/8" // 3/4" // 7/8"
High pressure gas pipe diameter; inch	5/8" // 3/4" // 7/8"	3/4" // 7/8" // 1 1/4"	3/4" // 7/8" // 1 1/4"	3/4" // 1 1/4" // 1 3/8"
Low pressure gas pipe diameter; inch	1/2" // 5/8" // 3/4"	5/8" // 3/4" // 7/8" // 1 1/4"	5/8" // 3/4" // 7/8" // 1 1/4"	5/8" // 7/8" // 1 1/4"
Outlet liquid pipe diameter; inch	1/4" // 3/8"	1/4" // 3/8"	1/4" // 3/8"	1/4" // 3/8"
Outlet gas pipe diameter; inch	1/2" // 5/8"	1/2" // 5/8"	1/2" // 5/8"	1/2" // 5/8"

Accessories	Model
Branch pipes	KCMI 113 (FRG100+FRG200+FRG200)
Branch pipes	KCMI 213 (FRG100+FRG200+FRG300)
Branch pipes	KCMI 313 (FRG200+FRG300+FRG300)
Branch pipes	KCMI 413 (FRG200+FRG300+FRG400)
Branch pipes	KCMI 513 (FRG300+FRG400+FRG500)
Outdoor modules T-type branch pipes	KCMER 32
Outdoor modules T-type branch pipes	KCMER 33

**NOTES:**

- (1) The data and specifications included on this sheet may vary without prior notice.
- (2) The images on this sheet are indicative, and may differ from the actual machine.
- (3) Cooling capacity conditions: Indoor temperature 27°C DB/19°C WB; Outdoor temperature 35°C DB; Equivalent length of piping 7.5 m with 0 m fall; Data calculated with Duct-type indoor unit. Heating capacity conditions: Indoor temperature 20°C DB; Outdoor temperature 7°C DB/6°C WB; Equivalent length of piping 7.5 m with 0 m fall; Data calculated with Duct-type indoor unit.
- (4) The diameters given are for the piping that connects the combination of the outdoor unit with the first indoor branch for systems with total equivalent liquid piping lengths below 90 m. For systems with total equivalent liquid piping lengths of 90 or more, see the engineering data book in order to determine the diameters of the connecting piping.
- (5) Sound pressure level measured at a position 1 m in front of the unit at a height of 1 m above the floor using a semi-anechoic chamber.




## Ducts

The Kaysun VRF duct range is an excellent solution for spaces where air distribution needs to be balanced. These units automatically regulate static pressure.



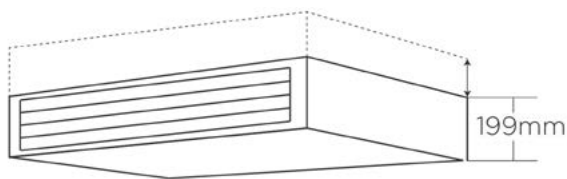
### Quiet Operation

By optimizing the design of fan motor, air duct and heat exchanger, the new duct operates with noise as low as 22dB(A), creating a quieter and more comfortable environment.



### Healty Air Supply

The Arc Duct unit adopts an integrated C-shaped heat exchanger that allows for fast drainage and no dust or ash accumulation.



### Ease of installation

With an ultra-thin body design, the body height of the whole series is only 199mm, greatly saving space and more flexible installation.



### High-lift drain pump

A drain pump with a 1200mm raise height is fitted as standard, simplifying installation of the drain piping.



KCT-03 SR  
**Recommended**



FOR "COMPATIBLE CONTROLS AND ACCESSORIES" SEE PAGE 198

Indoor unit model		KPDF-15 DNS.0	KPDF-22 DNS.0	KPDF-28 DNS.0	KPDF-36 DNS.0
Cooling capacity rated	kW	1.50	2.20	2.80	3.60
Heating capacity rated	kW	1.80	2.50	3.20	4.00
Air flow	m <sup>3</sup> /h	290 / 298 / 307 / 320 / 329 / 335 / 340	295 / 306 / 314 / 322 / 339 / 347 / 370	300 / 323 / 351 / 380 / 413 / 431 / 460	320 / 365 / 414 / 453 / 508 / 557 / 605
Sound pressure	dB(A)	22 / 23 / 24 / 25 / 26 / 26 / 27	22 / 24 / 25 / 26 / 27 / 28 / 28	22 / 25 / 26 / 28 / 29 / 30 / 30	25 / 26 / 27 / 28 / 29 / 30 / 30
Max. pressure available	Pa	50	50	50	50
Width / Height / Depth	mm	653 / 199 / 470	653 / 199 / 470	653 / 199 / 470	803 / 199 / 470
Net weight	kg	11.5	11.5	11.5	13
Power input	W	21	22	28	31
Type refrigerant		R-410A / R-32	R-410A / R-32	R-410A / R-32	R-410A / R-32
Liquid / Gas pipe diameter	inch	2/8" / 1/2"	2/8" / 1/2"	2/8" / 1/2"	2/8" / 1/2"

Indoor unit model		KPDF-45 DNS.0	KPDF-56 DNS.0	KPDF-71 DNS.0
Cooling capacity rated	kW	4.50	5.60	7.10
Heating capacity rated	kW	5.00	6.30	8.00
Air flow	m <sup>3</sup> /h	435 / 506 / 557 / 629 / 701 / 770 / 800	470 / 549 / 580 / 682 / 761 / 800 / 900	580 / 671 / 763 / 860 / 957 / 1033 / 1145
Sound pressure	dB(A)	26 / 28 / 29 / 31 / 32 / 33 / 33	27 / 29 / 31 / 33 / 34 / 35 / 36	29 / 30 / 31 / 33 / 34 / 35 / 37
Max. pressure available	Pa	50	50	50
Width / Height / Depth	mm	1003 / 199 / 470	1003 / 199 / 470	1203 / 199 / 470
Net weight	kg	16.5	16.5	20
Power input	W	43	58	65
Type refrigerant		R-410A / R-32	R-410A / R-32	R-410A / R-32
Liquid / Gas pipe diameter	inch	2/8" / 1/2"	2/8" / 1/2"	3/8" / 5/8"

**Cooling and heating capacity. Power input:** Rated conditions: Cooling 27°C BS/19°C BH indoor, 35°C BS outdoor. Heating 20°C BS indoor, 7°C BS/6°C BH outdoor. Piping length 7.5 m, Height 0 m.

**Sound pressure:** Measurement of the sound pressure is taken using a semi-anechoic chamber at a distance of 1 m from the machine at a height of 1.3 m.

**Power wiring:** The power wiring is up to 10 m approximately. It must be calculated more precisely for each installation.

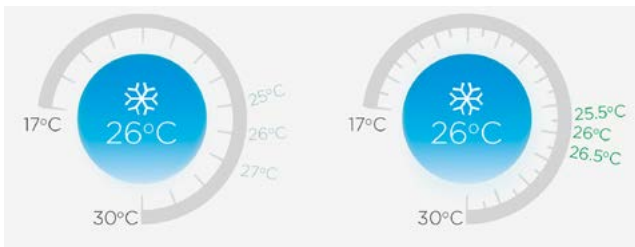
**Shielded communication wiring:** If these units are installed with systems that are not s6 series external units, then shielded communication wires will be necessary.

**Compatible controllers:** These units can integrate one of the controllers from the table or the one recommended by Kaysun. For further information regarding compatibility, see the chapter on Controllers.



## Medium Pressure Ducts

Medium-pressure duct units provide high airflow with an available pressure of up to 160 Pa and automatic regulation of static pressure.



### 0.5°C/1°C Setting Temperature Adjustment

The set temperature can be adjusted in intervals of 0.5°C or 1°C, allowing for precise control and maximizing comfort.



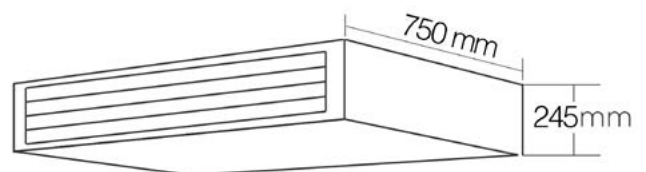
### Constant airflow

The indoor unit automatically adjusts the fan operating parameters based on the system's pressure drop, ensuring a constant airflow.



### Available pressure

Kaysun's medium-pressure ducts stand out due to their high static pressure of up to 160 Pa. This allows for covering extended duct distances, offering installation flexibility and precise climate control even in large spaces.



### Reduced size

All medium-pressure ducts have a height of only 245mm, allowing for installation in confined spaces and making installation more flexible.



KCT-03 SR  
**Recommended**



FOR "COMPATIBLE CONTROLS AND ACCESSORIES" SEE PAGE 198

Indoor unit model		KPDHF-45 DN5.0	KPDHF-71 DN5.0	KPDHF-90 DN5.0
Cooling capacity rated	kW	4.50	7.10	9.00
Heating capacity rated	kW	5.00	8.00	10.00
Air flow	m <sup>3</sup> /h	410 / 453 / 495 / 538 / 580 / 623 / 665	660 / 740 / 822 / 904 / 986 / 1068 / 1150	835 / 933 / 1030 / 1128 / 1225 / 1323 / 1420
Sound pressure	dB(A)	24 / 25 / 27 / 28 / 30 / 32 / 33	26 / 28 / 29 / 31 / 32 / 34 / 35	28 / 30 / 31 / 33 / 34 / 36 / 37
Max. pressure available	Pa	160	160	160
Width / Height / Depth	mm	710 / 245 / 770	910 / 245 / 770	1160 / 245 / 770
Net weight	kg	19.5	25	31
Power input	W	70	96	110
Type refrigerant		R-410A / R-32	R-410A / R-32	R-410A / R-32
Liquid / Gas pipe diameter	inch	2/8" / 1/2"	3/8" / 5/8"	3/8" / 5/8"

Indoor unit model		KPDHF-112 DN5.0	KPDHF-140 DN5.0	KPDHF-160 DN5.0
Cooling capacity rated	kW	11.20	14.00	16.00
Heating capacity rated	kW	12.50	14.00	16.00
Air flow	m <sup>3</sup> /h	1150 / 1283 / 1417 / 1550 / 1683 / 1817 / 1950	1300 / 1434 / 1568 / 1703 / 1837 / 1971 / 2105	1400 / 1533 / 1776 / 1871 / 2015 / 2160 / 2350
Sound pressure	dB(A)	28 / 29 / 31 / 33 / 35 / 37 / 39	29 / 30 / 32 / 34 / 36 / 38 / 40	31 / 33 / 34 / 36 / 38 / 40 / 42
Max. pressure available	Pa	160	160	160
Width / Height / Depth	mm	1510 / 245 / 770	1510 / 245 / 770	1510 / 245 / 770
Net weight	kg	37	39	39
Power input	W	138	172	172
Type refrigerant		R-410A / R-32	R-410A / R-32	R-410A / R-32
Liquid / Gas pipe diameter	inch	3/8" / 5/8"	3/8" / 5/8"	3/8" / 5/8"


**Cooling and heating capacity. Power input:** Rated conditions: Cooling 27°C BS/19°C BH indoor, 35°C BS outdoor. Heating 20°C BS indoor, 7°C BS/6°C BH outdoor. Piping length 7.5 m, Height 0 m.

**Sound pressure:** Measurement of the sound pressure is taken using a semi-anechoic chamber at a distance of 1 m from the machine at a height of 1.3 m.

**Power wiring:** The power wiring is up to 10 m approximately. It must be calculated more precisely for each installation.

**Shielded communication wiring:** If these units are installed with systems that are not s6 series external units, then shielded communication wires will be necessary.

**Compatible controllers:** These units can integrate one of the controllers from the table or the one recommended by Kaysun. For further information regarding compatibility, see the chapter on Controllers.



## High Pressure Ducts

The Kaysun range of high pressure duct system is ideal for the climate control of large areas, as it provides high cooling power and available pressures of up to 400 Pa, in conjunction with high air flows and the new constant airflow control technology. Thanks to the wide variety of outdoor units, it can also be adapted to any type of installation in an ideal manner.



### Full DC Electronic Components

The fan motor and water pump are DC power supply, making the temperature control more precise and the indoor temperature more uniform.



### Ultra-high static pressure

The static pressure can reach 400Pa, so the air supply distance is longer. Especially in long and narrow spaces such as corridors, it can reduce the number of units used and save investment costs.



### Constant Airflow Technology

Through the independent constant air volume digital fan technology, the air volume is independently detected and adjusted to realize constant air volume and no attenuation in the whole life.



### High-lift drain pump

A drain pump with a 1200mm raise height is fitted as standard, simplifying installation of the drain piping.



KCT-03 SR  
Recommended




FOR "COMPATIBLE CONTROLS AND ACCESSORIES" SEE PAGE 198

Indoor unit model		KPDUF-200 DNS.0	KPDUF-252 DNS.0	KPDUF-280 DNS.0
Cooling capacity rated	kW	20	25.2	28
Heating capacity rated	kW	22.5	26	31.5
Air flow	m <sup>3</sup> /h	2820 / 3133 / 3447 / 3760 / 4073 / 4387 / 4700	2820 / 3133 / 3447 / 3760 / 4073 / 4387 / 4700	2820 / 3133 / 3447 / 3760 / 4073 / 4387 / 4700
Sound pressure	dB(A)	42 / 43 / 44 / 46 / 48 / 50 / 51	42 / 43 / 44 / 46 / 48 / 50 / 51	42 / 43 / 44 / 46 / 48 / 50 / 51
Max. pressure available	Pa	200	200	200
Width / Height / Depth	mm	1300 / 580 / 900	1300 / 580 / 900	1300 / 580 / 900
Net weight	kg	125	125	125
Power input	W	780	780	780
Type refrigerant		R-410A / R-32	R-410A / R-32	R-410A / R-32
Liquid / Gas pipe diameter	inch	3/8" / 3/4"	3/8" / 3/4"	1/2" / 7/8"


Indoor unit model		KPDUF-400 DNS.0	KPDUF-450 DNS.0	KPDUF-560 DNS.0
Cooling capacity rated	kW	40	45	56
Heating capacity rated	kW	45	56	63
Air flow	m <sup>3</sup> /h	4500 / 5000 / 5500 / 6000 / 6500 / 7000 / 7500	4500 / 5000 / 5500 / 6000 / 6500 / 7000 / 7500	5040 / 5600 / 6160 / 6720 / 7280 / 7840 / 8400
Sound pressure	dB(A)	48 / 49 / 50 / 52 / 54 / 56 / 58	48 / 49 / 50 / 52 / 54 / 56 / 58	49 / 51 / 53 / 54 / 56 / 58 / 59
Max. pressure available	Pa	300	300	300
Width / Height / Depth	mm	1850 / 580 / 900	1850 / 580 / 900	1850 / 580 / 900
Net weight	kg	166	166	170
Power input	W	1850	1850	2030
Type refrigerant		R-410A / R-32	R-410A / R-32	R-410A / R-32
Liquid / Gas pipe diameter	inch	1/2" / 1"	1/2" / 1"	5/8" / 11/8"

**Cooling and heating capacity, Power input:** Rated conditions: Cooling 27°C BS/19°C BH indoor, 35°C BS outdoor. Heating 20°C BS indoor, 7°C BS/6°C BH outdoor. Piping length 7.5 m, Height 0 m **Sound pressure:** Measurement of the sound pressure is taken using a semi-anechoic chamber at a distance of 1 m from the machine at a height of 1.3 m.



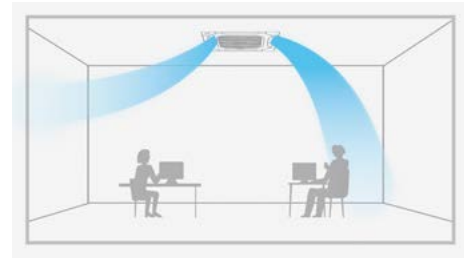
## Compact Cassette 600x600

The 600x600 Compact cassettes supply air in a 360° pattern for even, fast, and wide-reaching air conditioning that reaches every corner of your room, thanks to their DC Inverter fan.



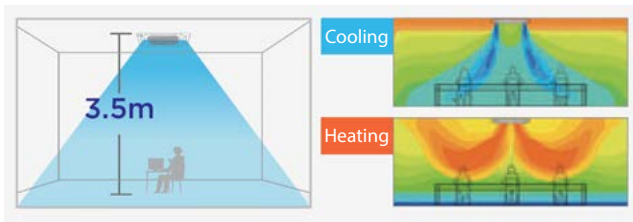
### 360° Airflow

The new 360° airflow design ensures optimal air and temperature distribution in the room.




### Individual louver control

Each louver can be controlled independently, ensuring the comfort of all occupants in the room.



### High ceiling installation

The 600x600 Compact Cassettes have 30Pa of available pressure, allowing them to deliver air over longer distances and be installed in ceilings up to 3.5 meters in height.



### 7 speeds

These indoor units have 7 available fan speeds, adapting to the varying airflow needs at any given time.





KI-05  
Recommended



FOR "COMPATIBLE CONTROLS AND ACCESSORIES" SEE PAGE 198

Indoor unit model		KCIF-15 DNS.0	KCIF-22 DNS.0	KCIF-28 DNS.0
Cooling capacity rated	kW	1.50	2.20	2.80
Heating capacity rated	kW	1.80	2.40	3.20
Air flow	m <sup>3</sup> /h	295 / 320 / 345 / 370 / 400 / 425 / 450	295 / 320 / 345 / 370 / 400 / 425 / 450	340 / 370 / 395 / 425 / 455 / 480 / 510
Sound pressure	dB(A)	25 / 26 / 26 / 27 / 27 / 28 / 29	25 / 26 / 26 / 27 / 27 / 28 / 29	25 / 26 / 26 / 27 / 28 / 29 / 30
Panel; Width / Height / Depth	mm	80 / 620 / 620	80 / 620 / 620	80 / 620 / 620
Panel; Net weight	kg	2.4	2.4	2.4
Width / Height / Depth	mm	575 / 235 / 638	575 / 235 / 638	575 / 235 / 638
Net weight	kg	13	13	13
Power input	W	14	14	16
Type refrigerant		R-410A / R-32	R-410A / R-32	R-410A / R-32
Liquid / Gas pipe diameter	inch	2/8" / 1/2"	2/8" / 1/2"	2/8" / 1/2"

Indoor unit model		KCIF-36 DNS.0	KCIF-45 DNS.0	KCIF-56 DNS.0
Cooling capacity rated	kW	3.60	4.50	5.60
Heating capacity rated	kW	4.00	5.00	6.30
Air flow	m <sup>3</sup> /h	345 / 375 / 405 / 440 / 470 / 500 / 530	425 / 460 / 495 / 530 / 570 / 605 / 640	535 / 580 / 625 / 670 / 720 / 765 / 810
Sound pressure	dB(A)	26 / 26 / 27 / 28 / 29 / 30 / 31	27 / 28 / 29 / 31 / 33 / 35 / 37	32 / 34 / 35 / 36 / 37 / 38 / 39
Panel; Width / Height / Depth	mm	80 / 620 / 620	80 / 620 / 620	80 / 620 / 620
Panel; Net weight	kg	2.4	2.4	2.4
Width / Height / Depth	mm	575 / 235 / 638	575 / 235 / 638	575 / 235 / 638
Net weight	kg	14	14	15
Power input	W	18	25	35
Type refrigerant		R-410A / R-32	R-410A / R-32	R-410A / R-32
Liquid / Gas pipe diameter	inch	2/8" / 1/2"	2/8" / 1/2"	2/8" / 1/2"

**Cooling and heating capacity. Power input:** Rated conditions: Cooling 27°C BS/19°C BH indoor, 35°C BS outdoor. Heating 20°C BS indoor, 7°C BS/6°C BH outdoor. Piping length 7.5 m, Height 0 m.

**Sound pressure:** Measurement of the sound pressure is taken using a semi-anechoic chamber at a distance of 1 m from the machine at a height of 1.3 m.

**Power wiring:** The power wiring is up to 10 m approximately. It must be calculated more precisely for each installation.


**Shielded communication wiring:** If these units are installed with systems that are not s6 series external units, then shielded communication wires will be necessary.

**Compatible controllers:** These units can integrate one of the controllers from the table or the one recommended by Kaysun. For further information regarding compatibility, see the chapter on Controllers.

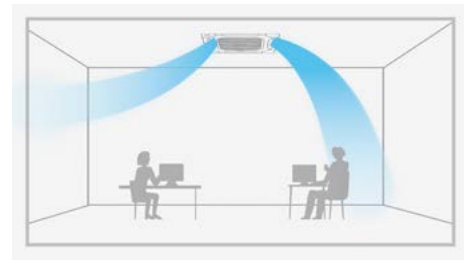


## Cassette 840x840

The 840x840 Compact cassettes supply air in a 360° pattern for even, fast, and wide-reaching air conditioning that reaches every corner of your room, thanks to their DC Inverter fan with 50 Pa of available pressure.

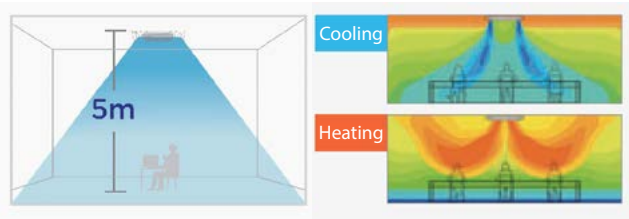


The new 360° airflow design ensures optimal air and temperature distribution in the room.




### Individual louver control

Each louver can be controlled independently, ensuring the comfort of all occupants in the room.



### High ceiling installation

The 840x840 Cassettes have 50Pa of available pressure, allowing them to deliver air over longer distances and be installed in ceilings up to 5 meters in height.



### 7 speeds

These indoor units have 7 available fan speeds, adapting to the varying airflow needs at any given time.



KI-05  
Recommended

- R-32 REFRIGERANT
- R-410A REFRIGERANT
- DC INVERTER INTERNAL FAN
- COMPATIBLE WITH AIRZONE
- ON/OFF CONTACT
- INDEPENDENT BLADES
- FRESH AIR SUPPLY
- AIR OUTLET 360°

FOR "COMPATIBLE CONTROLS AND ACCESSORIES" SEE PAGE 198

Indoor unit model		KCIBF-56 DNS.0	KCIBF-71 DNS.0	KCIBF-80 DNS.0
Cooling capacity rated	kW	5.60	7.10	8.00
Heating capacity rated	kW	6.30	8.00	9.00
Air flow	m <sup>3</sup> /h	543 / 593 / 642 / 692 / 741 / 791 / 840	658 / 715 / 772 / 829 / 886 / 943 / 1000	783 / 874 / 965 / 1057 / 1148 / 1239 / 1330
Sound pressure	dB(A)	27 / 28 / 29 / 30 / 31 / 32 / 33	29 / 30 / 32 / 33 / 34 / 36 / 37	29 / 31 / 32 / 34 / 35 / 37 / 38
Panel; Width / Height / Depth	mm	50 / 950 / 950	50 / 950 / 950	50 / 950 / 950
Panel; Net weight	kg	5.8	5.8	5.8
Width / Height / Depth	mm	840 / 204 / 840	840 / 246 / 840	840 / 246 / 840
Net weight	kg	19.5	22	22
Power input	W	23	31	41
Type refrigerant		R-410A / R-32	R-410A / R-32	R-410A / R-32
Liquid / Gas pipe diameter	inch	2/8" / 1/2"	3/8" / 5/8"	3/8" / 5/8"

Indoor unit model		KCIBF-100 DNS.0	KCIBF-112 DNS.0	KCIBF-140 DNS.0
Cooling capacity rated	kW	10.00	11.20	14.00
Heating capacity rated	kW	11.20	12.50	16.00
Air flow	m <sup>3</sup> /h	955 / 1037 / 1118 / 1200 / 1282 / 1363 / 1445	979 / 1083 / 1186 / 1290 / 1393 / 1497 / 1600	1094 / 1200 / 1306 / 1412 / 1518 / 1624 / 1730
Sound pressure	dB(A)	33 / 34 / 35 / 36 / 37 / 38 / 39	33 / 34 / 36 / 37 / 38 / 40 / 41	34 / 36 / 37 / 39 / 40 / 42 / 43
Panel; Width / Height / Depth	mm	50 / 950 / 950	50 / 950 / 950	50 / 950 / 950
Panel; Net weight	kg	5.8	5.8	5.8
Width / Height / Depth	mm	840 / 288 / 840	840 / 288 / 840	840 / 288 / 840
Net weight	kg	24	24	26.5
Power input	W	54	61	89
Type refrigerant		R-410A / R-32	R-410A / R-32	R-410A / R-32
Liquid / Gas pipe diameter	inch	3/8" / 5/8"	3/8" / 5/8"	3/8" / 5/8"

**Cooling and heating capacity. Power input:** Rated conditions: Cooling 27°C BS/19°C BH indoor, 35°C BS outdoor. Heating 20°C BS indoor, 7°C BS/6°C BH outdoor. Piping length 7.5 m, Height 0 m.

**Sound pressure:** Measurement of the sound pressure is taken using a semi-anechoic chamber at a distance of 1 m from the machine at a height of 1.3 m.

**Power wiring:** The power wiring is up to 10 m approximately. It must be calculated more precisely for each installation.

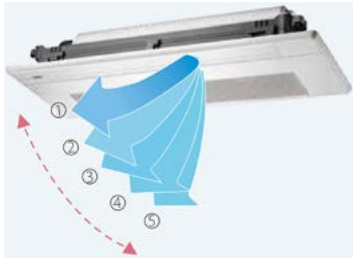
**Shielded communication wiring:** If these units are installed with systems that are not s6 series external units, then shielded communication wires will be necessary.

**Compatible controllers:** These units can integrate one of the controllers from the table or the one recommended by Kaysun. For further information regarding compatibility, see the chapter on Controllers.



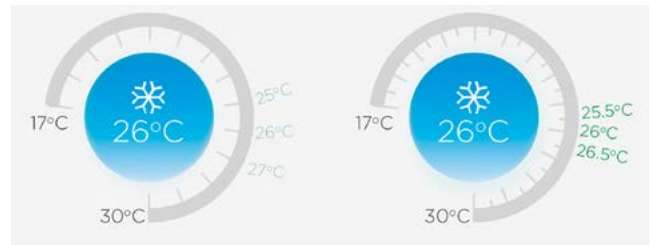
## 1 Way Cassette

Units featuring a compact, light design, making the installation of the unit much easier. Thanks to its contained profile of only 153 mm, depending on the capacity, they are ideal to install in very shallow false ceiling.



### Multiple Steps Vertical Swing

There are 5-steps louver control makes the air flow direction more precisely. In addition, the auto swing mode can better meet different customer needs. Air supply angle 25-80°.



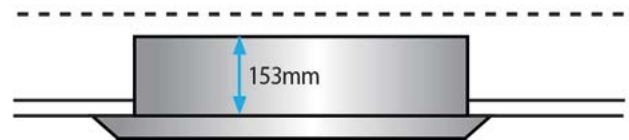
### 0.5°C/1°C Setting Temperature Adjustment

Set temperature can be adjusted in 0.5°C or 1°C steps, enabling precise comfort control.



### Quiet Operation

By optimizing the design of fan motor, air duct and heat exchanger, the new duct operates with noise as low as 22dB(A), creating a quieter and more comfortable environment.



### Very compact unit

They are extremely compact units capable of fitting within any false ceiling. The two units with the least capacity only need a height of 153 mm in the false ceiling.



KI-05  
Recommended



FOR "COMPATIBLE CONTROLS AND ACCESSORIES" SEE PAGE 198

Indoor unit model		KCOF-22 DNS.0	KCOF-36 DNS.0	KCOF-71 DNS.0
Cooling capacity rated	kW	2.2	3.6	7.1
Heating capacity rated	kW	2.6	4	8
Air flow	m <sup>3</sup> /h	240 / 263 / 286 / 300 / 330 / 355 / 380	300 / 330 / 355 / 380 / 410 / 440 / 460	592 / 637 / 689 / 749 / 815 / 873 / 933
Sound pressure	dB(A)	22 / 24 / 25 / 26 / 27 / 28 / 30	30 / 31 / 32 / 34 / 35 / 37 / 38	35 / 36 / 37 / 39 / 40 / 41 / 43
Panel; Width / Height / Depth	mm	25 / 1180 / 465	25 / 1180 / 465	25 / 1350 / 505
Panel; Net weight	kg	3.5	3.5	4
Width / Height / Depth	mm	1054 / 153 / 428	1054 / 153 / 428	1275 / 189 / 452
Net weight	kg	11.5	11.8	15.8
Power input	W	25	30	60
Type refrigerant		R-410A / R-32	R-410A / R-32	R-410A / R-32
Liquid / Gas pipe diameter	inch	1/4" / 1/2"	1/4" / 1/2"	3/8" / 5/8"

**Cooling and heating capacity. Power input:** Rated conditions: Cooling 27°C BS/19°C BH indoor, 35°C BS outdoor. Heating 20°C BS indoor, 7°C BS/6°C BH outdoor. Piping length 7.5 m, Height 0 m.

**Sound pressure:** Measurement of the sound pressure is taken using a semi-anechoic chamber at a distance of 1 m from the machine at a height of 1.3 m.

**Power wiring:** The power wiring is up to 10 m approximately. It must be calculated more precisely for each installation.

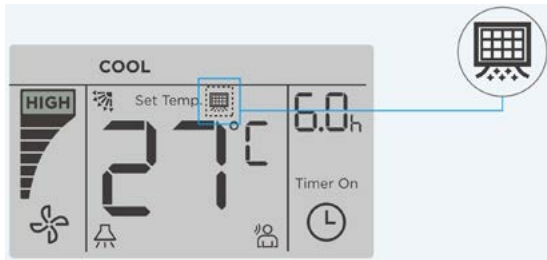
**Shielded communication wiring:** If these units are installed with systems that are not s6 series external units, then shielded communication wires will be necessary.

**Compatible controllers:** These units can integrate one of the controllers from the table or the one recommended by Kaysun. For further information regarding compatibility, see the chapter on Controllers.



## Floor Standing

The streamlined design of this unit is the perfect solution for saving space as, thanks to its reduced depth it enjoys flexible installation thereby gracefully harmonising with the indoor design of the room.



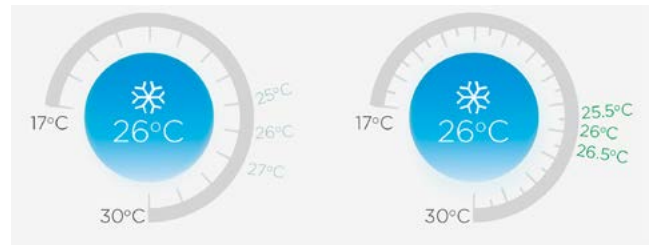
### Dirty Filters Indicator Signal

The filter indicator will be on when the running time reaches a certain time to remind user to clean the filter.



### Energy efficiency

They use DC fans that constantly adapt operation and consumption to the needs of the unit, seeking maximum energy efficiency at all times.



### 0.5°C/1°C Setting Temperature Adjustment

Set temperature can be adjusted in 0.5°C or 1°C steps, enabling precise comfort control.



### WiFi

It is possible to control Kaysun units via a tablet or smartphone as an option.



KI-05  
Recommended



FOR "COMPATIBLE CONTROLS AND ACCESSORIES" SEE PAGE 198

Indoor unit model		KSEF-22 DN5.0	KSEF-36 DN5.0	KSEF-56 DN5.0	KSEF-80 DN5.0
Cooling capacity rated	kW	2.2	3.6	5.6	8.0
Heating capacity rated	kW	2.4	4	6.3	9.0
Air flow	m <sup>3</sup> /h	430 / 441 / 453 / 464 / 475 / 486 / 498	407 / 424 / 441 / 458 / 474 / 491 / 508	764 / 786 / 821 / 860 / 888 / 904 / 934	841 / 889 / 924 / 955 / 992 / 1011 / 1054
Sound pressure	dB(A)	29 / 30 / 30.5 / 31 / 31.5 / 32 / 32.5	29 / 30 / 31 / 32 / 33 / 34 / 35	31 / 32 / 32.5 / 33 / 34 / 34.5 / 35	34 / 35 / 36 / 37 / 38 / 39 / 39.5
Width / Height / Depth	mm	1020 / 495 / 200	1020 / 495 / 200	1360 / 591 / 200	1360 / 591 / 200
Net weight	kg	21.1	21.1	32.1	33.3
Power input	W	35	40	45	62
Type refrigerant		R-410A / R-32	R-410A / R-32	R-410A / R-32	R-410A / R-32
Liquid / Gas pipe diameter	inch	1/4" / 1/2"	1/4" / 1/2"	1/4" / 1/2"	3/8" / 5/8"

**Cooling and heating capacity. Power input:** Rated conditions: Cooling 27°C BS/19°C BH indoor, 35°C BS outdoor. Heating 20°C BS indoor, 7°C BS/6°C BH outdoor. Piping length 7.5 m, Height 0 m.

**Sound pressure:** Measurement of the sound pressure is taken using a semi-anechoic chamber at a distance of 1 m from the machine at a height of 1.3 m.

**Power wiring:** The power wiring is up to 10 m approximately. It must be calculated more precisely for each installation.


**Shielded communication wiring:** If these units are installed with systems that are not s6 series external units, then shielded communication wires will be necessary.

**Compatible controllers:** These units can integrate one of the controllers from the table or the one recommended by Kaysun. For further information regarding compatibility, see the chapter on Controllers.



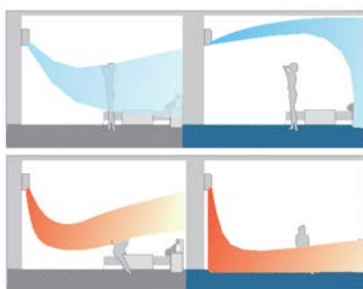
## Wall mounted

Wall-mounted indoor units with DC Inverter fans and an elegant front design. Featuring sleek lines and all the latest Kaysun technology.



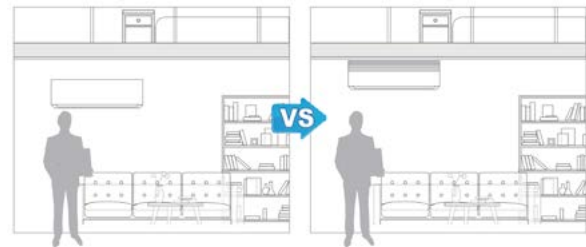
### Healty Air Supply

The wall mounted units adopt an integrated C-shaped heat exchanger that allows for fast drainage and no dust or ash accumulation.



### Bi-directional Coanda Airflow

With bi-directional Coanda airflow delivery technology, the cold air does not blow directly on people and the hot air warms up evenly from the feet for better comfort.



### Easy installation

The air intake for Kaysun's wall-mounted units is designed in a way that allows them to be installed very close to the ceiling, with only a minimal distance of 3cm.



### 0.5°C/1°C Setting Temperature Adjustment

The set temperature can be adjusted in intervals of 0.5°C or 1°C, allowing for precise control and maximizing comfort.





KI-05  
Recommended



FOR "COMPATIBLE CONTROLS AND ACCESSORIES" SEE PAGE 198

Indoor unit model		KAYF-15 DNS.0	KAYF-22 DNS.0	KAYF-28 DNS.0	KAYF-36 DNS.0
Cooling capacity rated	kW	1.50	2.20	2.80	3.60
Heating capacity rated	kW	1.70	2.40	3.20	4.00
Air flow	m <sup>3</sup> /h	340 / 360 / 380 / 400 / 420 / 440 / 460	340 / 370 / 390 / 410 / 440 / 470 / 500	340 / 370 / 400 / 430 / 470 / 510 / 540	340 / 380 / 420 / 460 / 500 / 540 / 580
Sound pressure	dB(A)	27 / 28 / 29 / 30 / 30 / 31 / 32	27 / 28 / 29 / 30 / 31 / 32 / 33	28 / 30 / 31 / 32 / 33 / 34 / 35	28 / 30 / 31 / 33 / 34 / 36 / 37
Width / Height / Depth	mm	750 / 295 / 265	750 / 295 / 265	750 / 295 / 265	750 / 295 / 265
Net weight	kg	9	9	10	10
Power input	W	18	21	24	27
Type refrigerant		R-410A / R-32	R-410A / R-32	R-410A / R-32	R-410A / R-32
Liquid / Gas pipe diameter	inch	2/8" / 1/2"	2/8" / 1/2"	2/8" / 1/2"	2/8" / 1/2"

Indoor unit model		KAYF-45 DNS.0	KAYF-56 DNS.0	KAYF-80 DNS.0
Cooling capacity rated	kW	4.50	5.60	8
Heating capacity rated	kW	5.00	6.30	9
Air flow	m <sup>3</sup> /h	410 / 460 / 510 / 560 / 620 / 670 / 720	410 / 480 / 550 / 620 / 700 / 780 / 860	660 / 750 / 850 / 940 / 1030 / 1120 / 1220
Sound pressure	dB(A)	29 / 30 / 31 / 32 / 33 / 35 / 37	29 / 31 / 33 / 35 / 37 / 39 / 41	32 / 34 / 36 / 38 / 40 / 42 / 44
Width / Height / Depth	mm	950 / 295 / 265	950 / 295 / 265	1200 / 295 / 265
Net weight	kg	11.5	11.5	15
Power input	W	30	40	65
Type refrigerant		R-410A / R-32	R-410A / R-32	R-410A / R-32
Liquid / Gas pipe diameter	inch	2/8" / 1/2"	2/8" / 1/2"	2/8" /

**Cooling and heating capacity. Power input:** Rated conditions: Cooling 27°C BS/19°C BH indoor, 35°C BS outdoor. Heating 20°C BS indoor, 7°C BS/6°C BH outdoor. Piping length 7.5 m, Height 0 m.

**Sound pressure:** Measurement of the sound pressure is taken using a semi-anechoic chamber at a distance of 1 m from the machine at a height of 1.3 m.

**Power wiring:** The power wiring is up to 10 m approximately. It must be calculated more precisely for each installation.

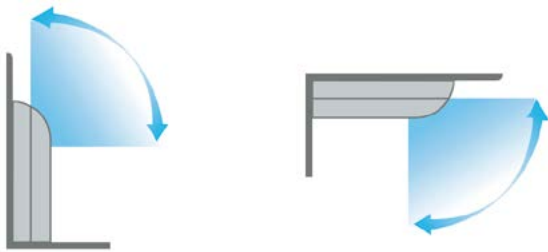
**Shielded communication wiring:** If these units are installed with systems that are not s6 series external units, then shielded communication wires will be necessary.

**Compatible controllers:** These units can integrate one of the controllers from the table or the one recommended by Kaysun. For further information regarding compatibility, see the chapter on Controllers.



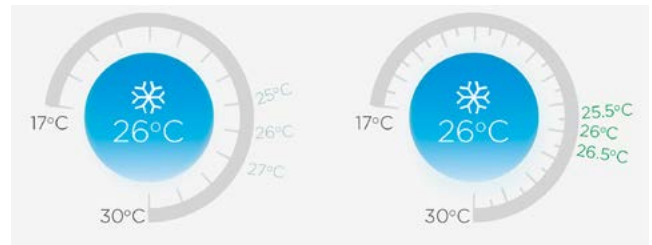
## Floor/Ceiling

Unit featuring flexible installation with DC Inverter motors, compact design, suitable for any space. As its name suggests, they can be installed on the ceiling horizontal position and on the floor in vertical position. This is possible due to the design of its condensation tray.



### Capacity to adapt

As its name suggests, the adaptability of this indoor unit rests on the two possible types of installation. Thanks to its L-shaped condensation tray, it can be ceiling or floor-mounted.



### 0.5°C/1°C Setting Temperature Adjustment

Set temperature can be adjusted in 0.5°C or 1°C steps, enabling precise comfort control.



### Energy efficiency

They use DC fans that constantly adapt operation and consumption to the needs of the unit, seeking maximum energy efficiency at all times.



### WiFi

It is possible to control Kaysun units via a tablet or smartphone as an option.



KI-05  
Recommended



FOR "COMPATIBLE CONTROLS AND ACCESSORIES" SEE PAGE 198

Indoor unit model		KPCF-56 DN5.0	KPCF-90 DN5.0	KPCF-140 DN5.0
Cooling capacity rated	kW	5.6	9	14
Heating capacity rated	kW	6.3	10	16
Air flow	m <sup>3</sup> /h	665 / 707 / 751 / 794 / 840 / 883 / 927	979 / 1056 / 1138 / 1218 / 1302 / 1397 / 1480	1402 / 1516 / 1677 / 1810 / 1937 / 2070 / 2206
Sound pressure	dB(A)	33 / 34 / 36 / 38 / 40 / 41 / 43	37 / 40 / 42 / 44 / 46 / 47 / 48	40 / 42 / 44 / 46 / 48 / 50 / 51.5
Width / Height / Depth	mm	1069 / 674 / 234	1284 / 674 / 234	1649 / 674 / 234
Net weight	kg	24.7	29.8	36.4
Power input	W	40	75	140
Type refrigerant		R-410A / R-32	R-410A / R-32	R-410A / R-32
Liquid / Gas pipe diameter	inch	1/4" / 1/2"	3/8" / 5/8"	3/8" / 5/8"

**Cooling and heating capacity. Power input:** Rated conditions: Cooling 27°C BS/19°C BH indoor, 35°C BS outdoor. Heating 20°C BS indoor, 7°C BS/6°C BH outdoor. Piping length 7.5 m, Height 0 m.

**Sound pressure:** Measurement of the sound pressure is taken using a semi-anechoic chamber at a distance of 1 m from the machine at a height of 1.3 m.

**Power wiring:** The power wiring is up to 10 m approximately. It must be calculated more precisely for each installation.

**Shielded communication wiring:** If these units are installed with systems that are not s6 series external units, then shielded communication wires will be necessary.

**Compatible controllers:** These units can integrate one of the controllers from the table or the one recommended by Kaysun. For further information regarding compatibility, see the chapter on Controllers.



# KAHU

The Kaysun Amazon range of indoor units includes the KAHU interface. This accessory allows an air conditioning unit with a direct expansion coil of up to 56 kW to be connected to Kaysun VRF systems. This will act as an additional indoor unit within the cooling circuit.



# s6 s8

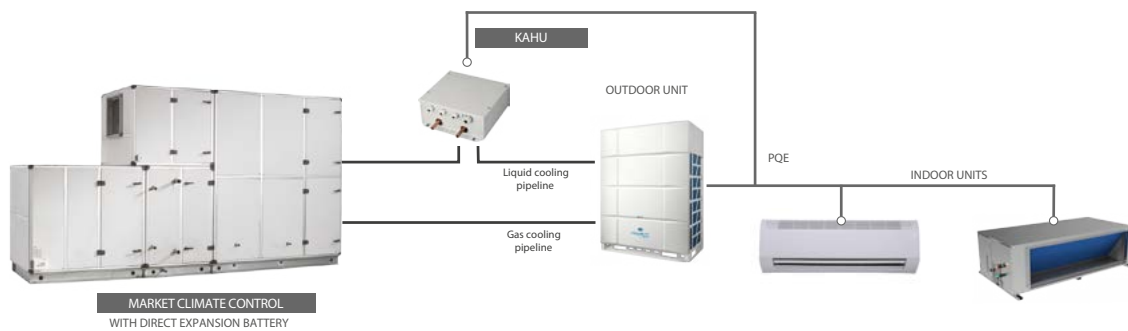
PROTOCOL

## Full kit

The accessory includes all the elements necessary for the installation. KCT-05 SR controller as standard, expansion valves, temperature sensors, wires and electrical panel.

## Compatible with s6 communication protocol

The compatibility of the accessory extends the entire range of Kaysun s6 outdoor units.



## Full adaptability

KAHU features the option to add air conditioning units with a direct expansion coil to Kaysun Amazon 2-pipe VRF systems, and thus extend the adaptability of these units to the maximum number of installations possible. In addition, it is a very flexible system, as it allows us to add KAHU units in parallel, whether to control direct expansion exchangers with a cooling capacity of above 56 kW or to control several direct expansion coils in parallel within the same air conditioning unit.



KCT-03 SR  
Standard



FOR "COMPATIBLE CONTROLS AND ACCESSORIES" SEE PAGE 198

Model		KAHU-90.4	KAHU-200.4	KAHU-360.4	KAHU-560.4
Cooling capacity rated	kW	2,2 / 9	9 / 20	20 / 36	36 / 56
Width / Height / Depth	mm	393 / 341 / 125	393 / 341 / 125	393 / 341 / 125	393 / 341 / 125
Net weight	kg	5,6	5,6	5,9	6
Power supply	V/ph/Hz	220-240/1/50	220-240/1/50	220-240/1/50	220-240/1/50
Power wiring	mm <sup>2</sup>	(2+T)x2,5	(2+T)x2,5	(2+T)x2,5	(2+T)x2,5
Shielded communication wiring	mm <sup>2</sup>	3x0,75	3x0,75	3x0,75	3x0,75
Type refrigerant		R-410A	R-410A	R-410A	R-410A
Liquid / Gas pipe diameter	inch	3/8" / 3/8"	3/8" / 3/8"	1/2" / 1/2"	5/8" / 5/8"

**Cooling capacity:** Capacity can be adjusted via DIP switches on electronic board. Rated conditions: Cooling 27°C BS/19°C BH indoor, 35°C BS outdoor. Heating 20°C BS indoor, 7°C BS/6°C BH outdoor. Piping length 7.5 m, Height 0 m.

**Power wiring:** The power wiring is up to 10 m approximately. It must be calculated more precisely for each installation.

**Compatible controllers:** Connection to a centralised controller, management system or integration system, must be done via the outdoor unit. There are options for the various outdoor unit models.



## Hydraulic Module Integrated

The All in One hydraulic module can be installed together with the Mini Amazon Hybrid outdoor units to generate both domestic hot water and hot water for radiant floor heating. This unit combines all the benefits of the VRF systems with the air to water systems.



### Efficiency and durability

The integrated indoor unit has an integrated stainless steel tank for domestic hot water fully insulated by a 4.5 cm polymer layer.



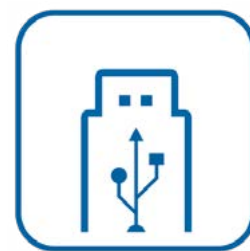
### Smart, flexible system

The system self-regulates based on changes in outdoor temperature and the energy requirements of the installation or home in order to provide the optimum results at all times.



### Built-in WiFi

The equipment has a WiFi connection as standard, allowing remote control of the system and assuring comfort.



### Easy installation, start-up and maintenance

The new USB port allows the unit to be set in a few seconds and diagnostics to be performed in order to minimise the start-up or maintenance time.



FOR "COMPATIBLE CONTROLS AND ACCESSORIES" SEE PAGE 198

Only compatible with Mini Amazon Hybrid outdoor units

Indoor unit model		KHKF-190 DR	KHKF-240 DR
Width / Height / Depth	mm	600 / 1683 / 600	600 / 1943 / 600
Diameter	mm	600	600
Net weight	kg	143	160
Capacity	l	190	240
Water pipe connections inlet/outlet	inch	R1"	R1"
Heat coil max. working pressure	MPa	0.3	0.3
Electrical heater; Standard support	kW	3	3
Type refrigerant		R-32	R-32
Maximum supply temperature / Anti-legionella function		60	60
Temperature DHW max. with support	°C	60	60
Power supply	V/ph/Hz	220-240 / 1 / 50	220-240 / 1 / 50
Tank material		Stainless steel SUS 316L	Stainless steel SUS 316L
Insulating material and thickness		Polyurethane 45mm	Polyurethane 45mm
Integration; Max. working pressure	MPa	0.3	0.3

Accessories	Model
R-32 Sensor	K-N8RS



## Mini Amazon Hybrid Ducts

The ducts for Mini Amazon series are specially designed to be integrated in hybrid systems of VRF and hydraulic modules. With reduced dimensions and available pressure of up to 160Pa they suit all kind of applications.



### Constant Airflow Technology

Through the independent constant air volume digital fan technology, the air volume is independently detected and adjusted to realize constant air volume and no attenuation in the whole life.

### Full DC Electronic Components

The fan motor and water pump are DC power supply, making the temperature control more precise and the indoor temperature more uniform.



### High-lift drain pump


A drain pump with a 1200mm raise height is fitted as standard, simplifying installation of the drain piping.



### Available pressure

Kaysun's medium-pressure ducts stand out due to their high static pressure of up to 160 Pa. This allows for covering extended duct distances, offering installation flexibility and precise climate control even in large spaces.





Low Pressure Ducts



Medium Pressure Ducts



KCT-05 SRPSWF  
Recommended



FOR "COMPATIBLE CONTROLS AND ACCESSORIES" SEE PAGE 198

## Low Pressure Ducts

Only compatible with Mini Amazon Hybrid outdoor units

Indoor unit model		KPDF-22 DR5.0H	KPDF-28 DR5.0H	KPDF-36 DR5.0H	KPDF-56 DR5.0H	KPDF-71 DR5.0H
Cooling capacity rated	kW	2.20	2.80	3.60	5.60	7.10
Heating capacity rated	kW	2.50	3.20	4.00	6.30	8.00
Air flow	m <sup>3</sup> /h	295 / 306 / 314 / 322 / 339 / 347 / 370	300 / 323 / 351 / 380 / 413 / 431 / 460	320 / 365 / 414 / 453 / 508 / 557 / 605	470 / 549 / 580 / 682 / 761 / 800 / 900	580 / 671 / 763 / 860 / 957 / 1033 / 1145
Sound pressure	dB(A)	22 / 24 / 25 / 26 / 27 / 28 / 28	22 / 25 / 26 / 28 / 29 / 30 / 30	25 / 26 / 27 / 28 / 29 / 30 / 30	27 / 29 / 31 / 33 / 34 / 35 / 36	29 / 30 / 31 / 33 / 34 / 35 / 37
Max. pressure available	Pa	50	50	50	50	50
Width / Height / Depth	mm	653 / 199 / 470	653 / 199 / 470	803 / 199 / 470	1003 / 199 / 470	1203 / 199 / 470
Net weight	kg	11.5	11.5	13	16.5	20
Power input	W	22	28	31	58	65
Type refrigerant		R-410A / R-32	R-410A / R-32	R-410A / R-32	R-410A / R-32	R-410A / R-32
Liquid / Gas pipe diameter	inch	2/8" / 1/2"	2/8" / 1/2"	2/8" / 1/2"	2/8" / 1/2"	3/8" / 5/8"

## Medium Pressure Ducts

Only compatible with Mini Amazon Hybrid outdoor units

Indoor unit model		KPDHF-90 DR5.0H	KPDHF-112 DR5.0H	KPDHF-140 DR5.0H
Cooling capacity rated	kW	9.00	11.20	14.00
Heating capacity rated	kW	10.00	12.50	14.00
Air flow	m <sup>3</sup> /h	835 / 933 / 1030 / 1128 / 1225 / 1323 / 1420	1150 / 1283 / 1417 / 1550 / 1683 / 1817 / 1950	1300 / 1434 / 1568 / 1703 / 1837 / 1971 / 2105
Sound pressure	dB(A)	28 / 30 / 31 / 33 / 34 / 36 / 37	28 / 29 / 31 / 33 / 35 / 37 / 39	29 / 30 / 32 / 34 / 36 / 38 / 40
Max. pressure available	Pa	160	160	160
Width / Height / Depth	mm	1160 / 245 / 770	1510 / 245 / 770	1510 / 245 / 770
Net weight	kg	31	37	39
Power input	W	110	138	172
Type refrigerant		R-410A / R-32	R-410A / R-32	R-410A / R-32
Liquid / Gas pipe diameter	inch	3/8" / 5/8"	3/8" / 5/8"	3/8" / 5/8"

**Cooling and heating capacity. Power input:** Rated conditions: Cooling 27°C BS/19°C BH indoor, 35°C BS outdoor. Heating 20°C BS indoor, 7°C BS/6°C BH outdoor. Piping length 7.5 m, Height 0 m.

**Sound pressure:** Measurement of the sound pressure is taken using a semi-anechoic chamber at a distance of 1 m from the machine at a height of 1.3 m.

**Power wiring:** The power wiring is up to 10 m approximately. It must be calculated more precisely for each installation.


**Shielded communication wiring:** If these units are installed with systems that are not s6 series external units, then shielded communication wires will be necessary.

**Compatible controllers:** These units can integrate one of the controllers from the table or the one recommended by Kaysun. For further information regarding compatibility, see the chapter on Controllers.



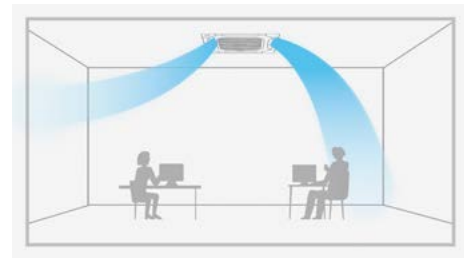
## Mini Amazon Hybrid Cassettes

The cassettes for Mini Amazon series are specially designed to be integrated in hybrid systems of VRF and hydraulic modules. They supply air in a 360° pattern for even, fast, and wide-reaching air conditioning that reaches every corner of your room, thanks to their DC Inverter fan and available pressure up to 50Pa.




### 360° Airflow

The new 360° airflow design ensures optimal air and temperature distribution in the room.



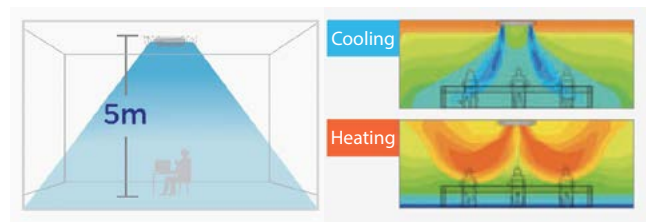
### Individual louver control

Each louver can be controlled independently, ensuring the comfort of all occupants in the room.



### 7 speeds

These indoor units have 7 available fan speeds, adapting to the varying airflow needs at any given time.



### High ceiling installation

The Mini Amazon Cassettes have 30Pa or 50Pa of available pressure, allowing them to deliver air over longer distances and be installed in ceilings up to 5 meters in height.



600x600



840x840



KI-07  
Recommended

- R-32 REFRIGERANT
- R-410A REFRIGERANT
- DC INVERTER INTERNAL FAN
- DRAINAGE PUMP
- COMPATIBLE WITH AIRZONE
- ON/OFF CONTACT
- INDEPENDENT BLADES
- FRESH AIR SUPPLY
- AIR OUTLET 360°

FOR "COMPATIBLE CONTROLS AND ACCESSORIES" SEE PAGE 198

## 600x600

Only compatible with Mini Amazon Hybrid outdoor units

Indoor unit model		KCIF-22 DR5.0H	KCIF-28 DR5.0H	KCIF-36 DR5.0H	KCIF-56 DR5.0H
Cooling capacity rated	kW	2.20	2.80	3.60	5.60
Heating capacity rated	kW	2.40	3.20	4.00	6.30
Air flow	m <sup>3</sup> /h	295 / 320 / 345 / 370 / 400 / 425 / 450	340 / 370 / 395 / 425 / 455 / 480 / 510	345 / 375 / 405 / 440 / 470 / 500 / 530	535 / 580 / 625 / 670 / 720 / 765 / 810
Sound pressure	dB(A)	25 / 26 / 26 / 27 / 27 / 28 / 29	25 / 26 / 26 / 27 / 28 / 29 / 30	26 / 26 / 27 / 28 / 29 / 30 / 31	32 / 34 / 35 / 36 / 37 / 38 / 39
Max. pressure available	Pa	30	30	30	30
Panel; Width / Height / Depth	mm	80 / 620 / 620	80 / 620 / 620	80 / 620 / 620	80 / 620 / 620
Panel; Net weight	kg	2.4	2.4	2.4	2.4
Width / Height / Depth	mm	575 / 235 / 638	575 / 235 / 638	575 / 235 / 638	575 / 235 / 638
Net weight	kg	13	13	14	15
Power input	W	14	16	18	35
Type refrigerant		R-410A / R-32	R-410A / R-32	R-410A / R-32	R-410A / R-32
Liquid / Gas pipe diameter	inch	2/8" / 1/2"	2/8" / 1/2"	2/8" / 1/2"	2/8" / 1/2"

## 840x840

Only compatible with Mini Amazon Hybrid outdoor units

Indoor unit model		KCIBF-71 DR5.0H	KCIBF-80 DR5.0H	KCIBF-112 DR5.0H	KCIBF-140 DR5.0H
Cooling capacity rated	kW	7.10	8.00	11.20	14.00
Heating capacity rated	kW	8.00	9.00	12.50	16.00
Air flow	m <sup>3</sup> /h	658 / 715 / 772 / 829 / 886 / 943 / 1000	783 / 874 / 965 / 1057 / 1148 / 1239 / 1330	979 / 1083 / 1186 / 1290 / 1393 / 1497 / 1600	1094 / 1200 / 1306 / 1412 / 1518 / 1624 / 1730
Sound pressure	dB(A)	29 / 30 / 32 / 33 / 34 / 36 / 37	29 / 31 / 32 / 34 / 35 / 37 / 38	33 / 34 / 36 / 37 / 38 / 40 / 41	34 / 36 / 37 / 39 / 40 / 42 / 43
Max. pressure available	Pa	50	50	50	50
Panel; Width / Height / Depth	mm	50 / 950 / 950	50 / 950 / 950	50 / 950 / 950	50 / 950 / 950
Panel; Net weight	kg	5.8	5.8	5.8	5.8
Width / Height / Depth	mm	840 / 246 / 840	840 / 246 / 840	840 / 288 / 840	840 / 288 / 840
Net weight	kg	22	22	24	26.5
Power input	W	31	41	61	89
Type refrigerant		R-410A / R-32	R-410A / R-32	R-410A / R-32	R-410A / R-32
Liquid / Gas pipe diameter	inch	3/8" / 5/8"	3/8" / 5/8"	3/8" / 5/8"	3/8" / 5/8"

**Cooling and heating capacity. Power input:** Rated conditions: Cooling 27°C BS/19°C BH indoor, 35°C BS outdoor. Heating 20°C BS indoor, 7°C BS/6°C BH outdoor. Piping length 7.5 m, Height 0 m.

**Sound pressure:** Measurement of the sound pressure is taken using a semi-anechoic chamber at a distance of 1 m from the machine at a height of 1.3 m.

**Power wiring:** The power wiring is up to 10 m approximately. It must be calculated more precisely for each installation.

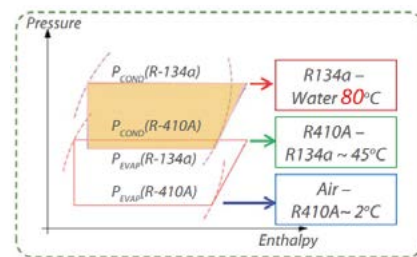
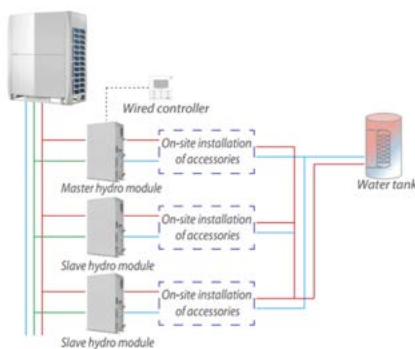
**Shielded communication wiring:** If these units are installed with systems that are not s6 series external units, then shielded communication wires will be necessary.

**Compatible controllers:** These units can integrate one of the controllers from the table or the one recommended by Kaysun. For further information regarding compatibility, see the chapter on Controllers.



## High Temperature Hydraulic Module

Within the Kaysun Amazon indoor unit range there is an indoor unit that, combined with the Amazon IV HR series, is capable of generating hot water with discharge temperatures of up to 80°C. This generated hot water can be used as domestic hot water or in underfloor heating.



### Up to 10 modules per system

The system allows the connection of up to 10 units, through the master-slave connection, with powers ranging from 14 kW to 140 kW. Thus it is a versatile solution for homes or small offices, hotels, gyms or residential buildings.

### High temperatures of up to 80°C

The system allows the connection of up to 10 units, through the master-slave connection, with powers ranging from 14 kW to 140 kW. Thus it is a versatile solution for homes or small offices, hotels, gyms or residential buildings.



### Wired controller as standard

These units include wired controller as standard. Furthermore, the installation can be lengthened as necessary.



### Compatible with Smart Grid

Compatible with Smart Grid as standard, in order to provide the best possible combination of comfort, economy and durability.



KCT-03 SRPS-KWF  
Standard

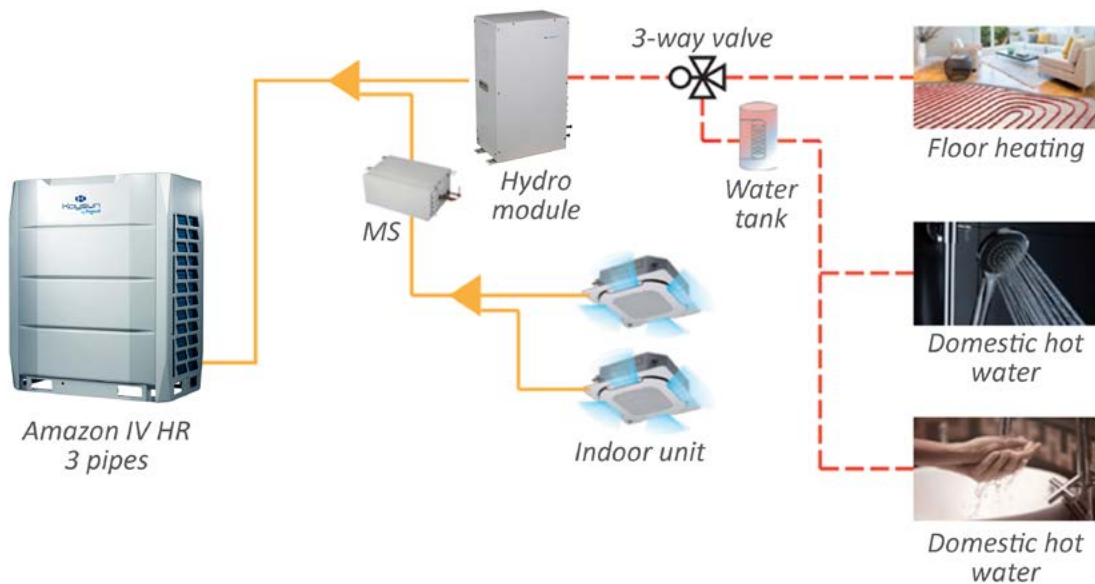


FOR "COMPATIBLE CONTROLS AND ACCESSORIES" SEE PAGE 198

Model		KWF-140 HT ACS
Heating capacity rated	kW	14
Width / Height / Depth	mm	450 / 795 / 300
Net weight	kg	43
Power input	W	2984
Power supply	V/ph/Hz	220-240/1/50
Power wiring	mm <sup>2</sup>	(2+T)x2,5
Shielded communication wiring	mm <sup>2</sup>	3x1,5
Liquid / Gas pipe diameter	inch	3/8" / 1/2"
Outdoor ambient temperature for heating min. / max.	°C	-20 / 30
Outdoor ambient temperature for DHW min. / max.	°C	-20 / 43

**Heating capacity:** Rated conditions: Outdoor air 7°C BS/6°C BH. Water entering at 40°C, water leaving at 45°C.

**Installation Example:**



# Compatible controls and accessories

- Included as standard
- Recommended
- Optional
- Not supported










For more information see Controllers section.



**Ducts**  
 Medium Pressure Ducts  
 High Pressure Ducts  
 Mini Amazon Hybrid Ducts

**Compact Cassette 600x600**  
 Cassette 840x840  
 Mini Amazon Hybrid Cassettes

**1 Way Cassette**

			Ducts	Compact Cassette	1 Way Cassette	
Wireless controller			<input type="checkbox"/> KI-05 S* <input type="checkbox"/> KI-07 S*	<input checked="" type="checkbox"/> KI-05 S <input type="checkbox"/> KI-07 S	<input checked="" type="checkbox"/> KI-05 S <input type="checkbox"/> KI-07 S	
		Wired controller		<input checked="" type="checkbox"/> KCT-03-SR	<input type="checkbox"/> KCT-03-SR	<input type="checkbox"/> KCT-03-SR
Without WiFi			<input checked="" type="checkbox"/> KCT-03-SR	<input type="checkbox"/> KCT-03-SR	<input type="checkbox"/> KCT-03-SR	
		With WiFi		<input type="checkbox"/> KCT-05 SRPSWF <input type="checkbox"/> KCT-06 SRPSWF	<input type="checkbox"/> KCT-05 SRPSWF <input type="checkbox"/> KCT-06 SRPSWF	<input type="checkbox"/> KCT-05 SRPSWF <input type="checkbox"/> KCT-06 SRPSWF
BMS	Modbus		S8 system	<input type="checkbox"/> K8-MODBUS	<input type="checkbox"/> K8-MODBUS	<input type="checkbox"/> K8-MODBUS
			S6 system	<input type="checkbox"/> K05-MODBUS(A)	<input type="checkbox"/> K05-MODBUS(A)	<input type="checkbox"/> K05-MODBUS(A)
	Bacnet		S8 system	<input type="checkbox"/> K8-BACNET	<input type="checkbox"/> K8-BACNET	<input type="checkbox"/> K8-BACNET
			S6 system	<input type="checkbox"/> K05.2-BACNET(A)	<input type="checkbox"/> K05.2-BACNET(A)	<input type="checkbox"/> K05.2-BACNET(A)
	Lonworks		S8 system	<input type="checkbox"/> K8-LON	<input type="checkbox"/> K8-LON	<input type="checkbox"/> K8-LON
			S6 system	<input type="checkbox"/> K05-LON(A)	<input type="checkbox"/> K05-LON(A)	<input type="checkbox"/> K05-LON(A)
KNX			<input type="checkbox"/> K8-KNX	<input type="checkbox"/> K8-KNX	<input type="checkbox"/> K8-KNX	
Centralised control	Touch Centralised Control		<input type="checkbox"/> KCCT-64 I (B-A)	<input type="checkbox"/> KCCT-64 I (B-A)	<input type="checkbox"/> KCCT-64 I (B-A)	
			<input type="checkbox"/> KCCT-64 IPS (A)	<input type="checkbox"/> KCCT-64 IPS (A)	<input type="checkbox"/> KCCT-64 IPS (A)	
	Web Centralised Control		<input type="checkbox"/> KCCT-384B IPS (B)	<input type="checkbox"/> KCCT-384B IPS (B)	<input type="checkbox"/> KCCT-384B IPS (B)	
			<input type="checkbox"/> KCC-64 WEB	<input type="checkbox"/> KCC-64 WEB	<input type="checkbox"/> KCC-64 WEB	

\*A wired controller is needed



**Floor Standing**



**Wall mounted**



**Floor/Ceiling**



**High Temperature Hydraulic Module**



**Hydraulic Module Integrated**

<input checked="" type="radio"/> KI-05 S <input type="radio"/> KI-07 S	<input checked="" type="radio"/> KI-05 S <input type="radio"/> KI-07 S	<input checked="" type="radio"/> KI-05 S <input type="radio"/> KI-07 S	<input checked="" type="radio"/> KI-05 S <input type="radio"/> KI-07 S	<input checked="" type="radio"/> KI-05 S <input type="radio"/> KI-07 S
<input type="radio"/> KCT-03-SR	<input type="radio"/> KCT-03-SR	<input type="radio"/> KCT-03-SR	<input checked="" type="radio"/> KCT-03-SR	<input type="radio"/> KCT-03-SR
<input type="radio"/> KCT-05 SRPSWF <input type="radio"/> KCT-06 SRPSWF	<input type="radio"/> KCT-05 SRPSWF <input type="radio"/> KCT-06 SRPSWF	<input type="radio"/> KCT-05 SRPSWF <input type="radio"/> KCT-06 SRPSWF	<input checked="" type="radio"/> KCT-05 SRPSWF <input type="radio"/> KCT-06 SRPSWF	<input type="radio"/> KCT-05 SRPSWF <input type="radio"/> KCT-06 SRPSWF
<input type="radio"/> K8-MODBUS	<input type="radio"/> K8-MODBUS	<input type="radio"/> K8-MODBUS	<input checked="" type="radio"/> K8-MODBUS	<input type="radio"/> K8-MODBUS
<input type="radio"/> K05-MODBUS(A)	<input type="radio"/> K05-MODBUS(A)	<input type="radio"/> K05-MODBUS(A)	<input type="radio"/> K05-MODBUS(A)	<input checked="" type="radio"/> K05-MODBUS(A)
<input type="radio"/> K8-BACNET	<input type="radio"/> K8-BACNET	<input type="radio"/> K8-BACNET	<input checked="" type="radio"/> K8-BACNET	<input type="radio"/> K8-BACNET
<input type="radio"/> K05.2-BACNET(A)	<input type="radio"/> K05.2-BACNET(A)	<input type="radio"/> K05.2-BACNET(A)	<input type="radio"/> K05.2-BACNET(A)	<input checked="" type="radio"/> K05.2-BACNET(A)
<input type="radio"/> K8-LON	<input type="radio"/> K8-LON	<input type="radio"/> K8-LON	<input checked="" type="radio"/> K8-LON	<input type="radio"/> K8-LON
<input type="radio"/> K05-LON(A)	<input type="radio"/> K05-LON(A)	<input type="radio"/> K05-LON(A)	<input type="radio"/> K05-LON(A)	<input checked="" type="radio"/> K05-LON(A)
<input type="radio"/> K8-KNX	<input type="radio"/> K8-KNX	<input type="radio"/> K8-KNX	<input type="radio"/> GW-KNX(A)	<input checked="" type="radio"/> K8-KNX
<input type="radio"/> KCCT-64 I (B-A) <input type="radio"/> KCCT-64 IPS (A) <input type="radio"/> KCCT-384B IPS (B)	<input type="radio"/> KCCT-64 I (B-A) <input type="radio"/> KCCT-64 IPS (A) <input type="radio"/> KCCT-384B IPS (B)	<input type="radio"/> KCCT-64 I (B-A) <input type="radio"/> KCCT-64 IPS (A) <input type="radio"/> KCCT-384B IPS (B)	<input type="radio"/> KCCT-64 I (B-A) <input type="radio"/> KCCT-64 IPS (A) <input type="radio"/> KCCT-384B IPS (B)	<input type="radio"/> KCCT-64 I (B-A) <input type="radio"/> KCCT-64 IPS (A) <input type="radio"/> KCCT-384B IPS (B)
<input type="radio"/> KCC-64 WEB	<input type="radio"/> KCC-64 WEB	<input type="radio"/> KCC-64 WEB	<input checked="" type="radio"/> KCC-64 WEB	<input type="radio"/> KCC-64 WEB

# References

## Key Installations

The **Amazon range** offers the most versatile range of capacities and combinable indoor and outdoor units. **Amazon** units have the highest technology for large facilities, always respecting the environment.



### BI4ALL Offices

*Location:* Lisbon (Portugal)

*Initial situation:* New construction

*Units installed:* AMAZON VRF

*Capacity:* 146,25 kW

## Other customers that have trusted in Kaysun

### Hotels

- Ciudad de Alcañiz Hotel (Teruel)
- Eritaña Civil Guard Headquarters (Seville)
- Dolce Fregate Hotel (Provence)
- Ibis Hotel (Seville)

### Public buildings

- Óvalo Centro Social Services building (Zaragoza)
- Deputy Major's Office (Málaga)
- Reus Town Council (Tarragona)
- ADIF Railway Infrastructures Manager Offices (Asturias)
- Department of Agriculture (Badajoz)

### Schools and universities

- San Luis School (Minorca)
- Camino de Gelves Nursery School (Seville)

### Hospitals, health clinics and centres

- Adharaz School (Seville)
- Altasierra School (Seville)
- San Francisco de Paula School (Seville)
- Calasancio School (Córdoba)
- Pablo de Olavide University (Seville)
- Guijuelo Nursery School (Salamanca)

- University School of Technical Industrial Engineering (Barcelona)
- Santa Maria del Pilar School (Madrid)
- Sagrado Corazón Health Clinic (Seville)

### Residences

- Palacio de la calle Mayor Residence (Madrid)

### Leisure centres

- Sant Josep Sports Centre (Barcelona)
- Amezketa Library (Guipúzcoa)
- Requejada Sports Centre (Cantabria)

- School of Music (Jerez de la Frontera)
- Conferences and Exhibition Centre (Madrid)
- Pinto Library (Madrid)

### Business centres and offices

- Mercedes Authorised Dealer (Barcelona)
- Caritas charitable organisation (Barcelona)
- ThyssenKrupp Elevators (Barcelona)
- Aceites Abril S.L. (Ourense)
- Zara Home (Vitoria)
- Aki (Granollers)





**CET SUD Bucurest**  
Public building

*Location:* Bucurest (Romania)  
*Units installed:* Amazon high capacity ducts and cassettes  
*Capacity:* 554 kW



**Methode Electronics Malta Ltd**  
Manufacturing

*Location:* Mriehel (Malta)  
*Units installed:* VRF  
*Capacity:* 112 kW

**Marisco na Praça**  
Restaurante Marina Cascais

*Location:* Cascais (Portugal)  
*Initial situation:* New construction  
*Units installed:* AMAZON VRF  
*Capacity:* 20,0 kW






**Dalaljam Hospital**  
Hospital

*Location:* Dakar (Senegal)  
*Units installed:* AMAZON VRF

**Lefties**  
Commercial Building

*Location:* France and Belgium  
*Units installed:* Amazon 2 pipes  
*Capacity:* 50 kW



**Service Hilti Space**  
Logistic Centre

*Location:* Bucharest (Romania)  
*Units installed:* VRF  
*Capacity:* 61 kW



**Monteco**  
Coworking space

*Location:* Budva (Montenegro)  
*Units installed:* VRF  
*Capacity:* 67 kW

**Vidigueira**  
Wine Cellar

*Location:* Vidigueira (Portugal)  
*Units installed:* K2F-615DN4S  
*Capacity:* 61.5kW



**Instituto Politécnico do Porto**  
Polytechnic College

*Location:* Porto (Portugal)  
*Units installed:* 2x K2F-450DN3  
*Capacity:* 90kW



**Cours Bastide**  
School

*Location:* Marseille (France)

**AMD Decolletage**  
Automotive Components Factory

*Location:* Marnaz (France)  
*Units installed:* K2F-615DN4S  
*Capacity:* 61.5kW



**Dublin**  
Hotel

*Location:* Dublin (Ireland)  
*Units installed:* Amazon Unitario

**Hyundai – Central Motor Dealership**

*Location:* Lyon (France)



**All Suites  
Apart Hotel**

*Location:* Pessac (France)  
*Units installed:* 3 pipes

**Mercure Hotels  
Hotel**

*Location:* Ibiza (Spain)  
*Initial situation:* Renovation  
*Units installed:* Minichillers  
*Capacity:* 251 kW



**Palau de la Virreina  
Public Building**

*Location:* Barcelona (Spain)  
*Initial situation:* Renovation  
*Units installed:* Amazon VRF  
*Capacity:* 45kW (2 uds)



**Cepsa Laboratories  
Business Center**

*Location:* Huelva (Spain)  
*Units installed:* Amazon 2 pipes  
*Capacity:* 30 kW

**Casa Amatller  
Museum**

*Location:* Barcelona (Spain)  
*Capacity:* 2.8 kW



**Metropol Parasol “Las Setas”  
Public Building**

*Location:* Seville (Spain)  
*Units installed:* Amazon 2 pipes  
*Capacity:* 200 kW



**Cambrils Park Resort  
Camping Resort**

*Location:* Cambrils (Tarragona, Spain)  
*Units installed:* Amazon 3 pipes  
*Capacity:* 2000 kW

**Castillo de Arteaga  
Hotel**

*Location:* Arteaga (Vizcaya, Spain)  
*Units installed:* Amazon 3 pipes  
*Capacity:* 1000 kW





# Nexus

## Chillers Range

---

Minichillers Full DC Inverter R-32	208
Aquantia KHPS-MO PRO HP	210
Aquantia KHP-MO HT HP	212
Modular Full DC Inverter Chillers	214
Modular Full DC Inverter Heat Pump	216
References	218

# Nexus

## Chillers Range



The Kaysun range of chillers has been designed with the aim of adapting installations of any nature, as it includes a wide range of units in order to provide the best possible solution for each installation. From Minichiller to the huge versatility of modular chillers. Kaysun is the solution for climate control in spaces such as residences, hotels, offices, stores and many others. All units in this range use environmentally and ozone-friendly refrigerants.




### **Minichillers: For small water installations**

The Minichiller with rotary DC Inverter compressor from 5 to 16 kW have a SEER of up to 5.19 and a SCOP of up to 5.18. These units, with hydraulic kit incorporated, are a very efficient option for domestic installations and small water installations. With a compact design that facilitates access to components and simplifies installation and maintenance, it features an integrated control panel on its body.

### **Modular Chillers: the perfect solution for any water air conditioning project**

Kaysun offers a range of highly versatile modular units starting with its basic models which can be combined with each other. They allow maximum flexibility in design and installation thanks to the possibility of adding or combining chillers, and for that reason these units can adapt to the needs of any customer or installation. The range allows the combination of up to four modules and achieves capacities of up to 560 kW with the Full DC equipment. In this way a large installation can be staggered, optimising and spreading the charge between various units.



#### **DC Inverter compressors**

The Kaysun Full DC Inverter chillers are equipped with latest-generation DC Inverter compressors. Their innovative design and numerous high-performance technological features achieve a reduction in consumption of some 25%.



#### **DC Inverter fans**

On the DC models, the speed of the energy-efficient fan adjusts in response to the system charge, which allows a reduction in energy consumption of around 30%.



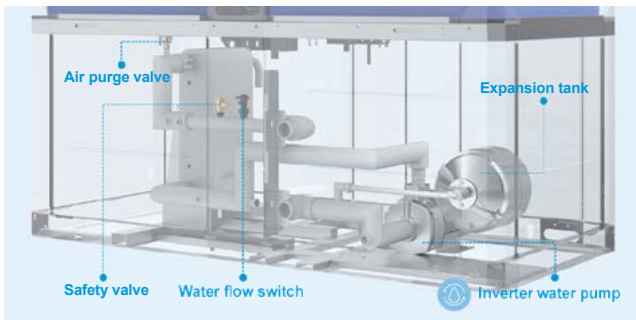
### Wide range of controls

Kaysun provides its chillers with a control as standard and, depending on the range, with various options for controls and integration within BMS.




### Full range with R-32

Frigicoll offers a wide range of Inverters with the new R-32 gas, with low GWP, in compliance with the ErP LOT 21 standard.



### Version with Hydraulic kit incorporated

Most of Kaysun's Chillers have two options, one without hydraulic kit for Modular installation, and one including the hydraulic kit, which facilitates and accelerates design and installation, while also saving space.



### Advanced modularity control

The chiller range allows up to 4 units to be connected hydraulically and a system with a maximum of 16 units to be managed; in that way maximum efficiency is achieved with partial charges and the reliability of the installation is increased.



# Minichillers Full DC Inverter R-32

The Kaysun Minichiller units are ideal for domestic applications or small-scale commercial applications where hot and cold water is required. The units are silent, compact and equipped with Inverter motors in order to achieve significant energy savings and improved comfort. They have a hydraulic kit incorporated as standard.

## Smart Home and BMS

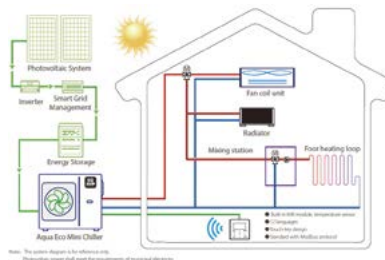
The wired controller included allows the user to enjoy a pleasant, intuitive experience capable of satisfying zoning needs of any nature. The possibility to control and monitor an installation using the Comfort Home app via WiFi and its integration with Amazon Alexa and Google Assistant makes the user experience even more enjoyable and, above all, efficient. Direct integration with ModBus RTU systems is also possible.



DC Compressor



DC Fan



## Full DC Inverter

Kaysun takes care of every detail regarding all components, in order to obtain a more efficient unit. The DC Inverter compressor regulates the capacity of the unit at all times and allows energy saving, while providing greater comfort. The DC fans stand out for their low consumption, adapting speed with precision at all times.

## Hydraulic kit incorporated

The Kaysun Minichiller range features a full hydraulic kit consisting of a water pump, plate heat exchanger, expansion vessel, high and low pressure gauges, differential pressure valve, safety valve and automatic air purge valve.



## R-32

The new gas R-32 reduces the necessary charge by 30%, has no effect on the ozone layer, and reduces its global warming impact by 70% in relation to its predecessor.

## Standard controller

In addition to the voltage-free on/off, cold/heat, additional pump and alarms, it has a control panel built into the body, with:

- On/Off
- Mode selection
- Temperature setting
- Timer
- Diagnosis







KCCHT-04  
Standard



Basic modules

Model		KEM-05 DVR	KEM-07 DVR	KEM-09 DVR	KEM-12 DVR	KEM-14 DVR	KEM-16 DVR
Cooling capacity rated	kW	5.5	7.4	9	11.6	13.4	14
EER		3.25	3.15	2.9	3.1	2.93	2.9
SEER		5.09	5.19	5.08	5.07	5.09	5.11
Heating capacity rated	kW	6.6	8.5	10.1	12.5	14.5	16.2
COP		4	3.8	3.65	3.7	3.55	3.45
SCOP average zone, Water 35°C - Energy class		5.12 - A+++	5.18 - A+++	5.12 - A+++	5.08 - A+++	4.88 - A+++	4.84 - A+++
Compressor type		Rotary Inverter	Rotary Inverter	Rotary Inverter	Rotary Inverter	Rotary Inverter	Rotary Inverter
No. compressor		1	1	1	1	1	1
Type refrigerant		R-32	R-32	R-32	R-32	R-32	R-32
Refrigerant charge	kg	1.3	1.3	1.3	1.8	1.8	1.8
No. fans		1	1	1	1	1	1
Air flow,	m <sup>3</sup> /h	3900	4500	4500	5200	5200	5200
Sound pressure	dB(A)	64	66	68	69	71	71
Power supply	V/ph/Hz	220-240/1/50	220-240/1/50	220-240/1/50	220-240/1/50	220-240/1/50	220-240/1/50
Width / Height / Depth	mm	1040 / 865 / 410	1040 / 865 / 410	1040 / 865 / 410	1040 / 865 / 410	1040 / 865 / 410	1040 / 865 / 410
Net weight	kg	87	87	87	106	106	106
Water flow rated	m <sup>3</sup> /h	0.9	1.3	1.5	2	2.2	2.4
Water pipe connections	inch	1"	1"	1"	1 1/4"	1 1/4"	1 1/4"
Volume of expansion tank	l	5	5	5	5	5	5
Available pressure	kPa	90	90	90	90	90	90

Basic modules

Model		KEM-12 DTR	KEM-14 DTR	KEM-16 DTR
Cooling capacity rated	kW	11.6	13.4	14
EER		3.1	2.93	2.9
SEER		5.11	5.12	5.14
Heating capacity rated	kW	12.5	14.5	16.2
COP		3.7	3.55	3.45
SCOP average zone, Water 35°C - Energy class		5.08 - A+++	4.88 - A+++	4.84 - A+++
Compressor type		Rotary Inverter	Rotary Inverter	Rotary Inverter
No. compressor		1	1	1
Type refrigerant		R-32	R-32	R-32
Refrigerant charge	kg	1.8	1.8	1.8
No. fans		1	1	1
Air flow,	m <sup>3</sup> /h	5200	5200	5200
Sound pressure	dB(A)	66	74	74
Power supply	V/ph/Hz	380-415/3/50	380-415/3/50	380-415/3/50
Width / Height / Depth	mm	1040 / 865 / 3310	1040 / 865 / 410	1040 / 865 / 410
Net weight	kg	120	120	120
Water flow rated	m <sup>3</sup> /h	2	2.2	2.4
Water pipe connections	inch	1 1/4"	1 1/4"	1 1/4"
Volume of expansion tank	l	5	5	5
Available pressure	kPa	90	90	90

Accessories	Model
Buffer tank/hydraulic shut-off nozzle	
Expansion vessels - primary	HWB8LX
Expansion vessels - primary	HWB12LX
Expansion vessels - primary	HWB18LX

Check accessories in Aquantia's range

**The data in heating mode at -7°C are calculated working with water at +35°C.**

**Cooling capacity. Cooling input. EER:** Data calculated in compliance with EN 14511:2018 Standard, with reference to the following conditions: indoor heat exchanger water temperature = 12/7°C; outdoor heat exchanger inlet air temperature = 35°C.

**Heating capacity. Heating input. COP:** Data calculated in compliance with EN 14511:2018 Standard, with reference to the following conditions: indoor heat exchanger water temperature = 40/45°C; outdoor heat exchanger inlet air temperature = 7°C DB/6°C WB.

**SEER. SCOP:** Data calculated in compliance with EN 14825:2016 Standard. The product meets the ErP (Energy Related Products) European Directive, which include the (EU) Commission Delegated Regulation No. 811/2013 (rated thermal input ≤ 70 kW under specified reference conditions) and (EU) Commission Delegated Regulation No. 813/2013 (rated thermal input ≤ 400 kW under specified reference conditions).

**Sound pressure:** Sound levels refer to the unit under full charge. The sound pressure level refers to the measurement taken at a distance of 1 m from the external surface of the unit, operating in the open air. The measurements are taken in accordance with UNI EN ISO 9614-2 standard, respecting the conditions imposed by EUROVENT 8/1 certification. Data under the following conditions: indoor heat exchanger water temperature = 12/7°C; outdoor air temperature = 35°C.



# Aquantia KHPS-MO PRO HP

KHPS-MO PRO HP is the most compact solution in the range, as it only comprises a single outdoor unit, a wired remote controller and a domestic hot water tank (optional). It is the most suitable solution for installations where there are more than 5-6 m between the outdoor unit and the domestic hot water tank. KHPS-MO PRO HP can be controlled via the Kaysun mobile app.

## Smart, flexible system

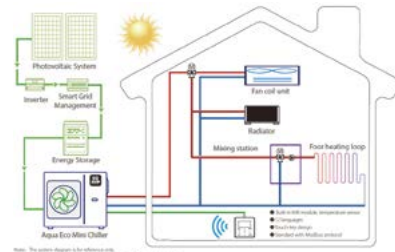
The system self-regulates based on changes in outdoor temperature and the energy requirements of the installation or home in order to provide the optimum results at all times.



DC Compressor



DC Fan



## Full DC Inverter

Kaysun takes care of every detail regarding all components, in order to obtain a more efficient unit. The DC Inverter compressor regulates the capacity of the unit at all times and allows energy saving, while providing greater comfort. The DC fans stand out for their low consumption, adapting speed with precision at all times.

## Hydraulic kit incorporated

The Kaysun KHPS-MO PRO HP range features a full hydraulic kit consisting of a water pump, plate heat exchanger, expansion vessel, high and low pressure gauges, differential pressure valve, safety valve and automatic air purge valve.



## R-32

The new gas R-32 reduces the necessary charge by 30%, has no effect on the ozone layer, and reduces its global warming impact by 70% in relation to its predecessor.

## Standard controller

In addition to the voltage-free on/off, cold/heat, additional pump and alarms, it has a control panel built into the body, with:

- On/Off
- Mode selection
- Temperature setting
- Timer
- Diagnosis





KCTAQ-02  
Standard



Basic modules

Set model		KHPS-MO 18 PRO HP	KHPS-MO 22 PRO HP	KHPS-MO 26 PRO HP	KHPS-MO 30 PRO HP
Cooling capacity rated	kW	17	21	26	29.5
EER		3.05	2.95	2.7	2.54
SEER		4.7	4.7	4.66	4.49
Heating capacity rated	kW	18	22	26	30
COP		3.5	3.4	3.1	2.9
SCOP average zone, Water 35°C - Energy class		4.59 - A+++	4.53 - A+++	4.5 - A+++	4.19 - A++
Compressor type		Rotary Inverter	Rotary Inverter	Rotary Inverter	Rotary Inverter
No. compressor		1	1	1	1
Type refrigerant		R-32	R-32	R-32	R-32
Refrigerant charge	kg	5	5	5	5
No. fans		2	2	2	2
Air flow,	m <sup>3</sup> /h	10650	10650	11200	11200
Sound pressure	dB(A)	55	58	60	62
Power supply	V/ph/Hz	380-415/3/50	380-415/3/50	380-415/3/50	380-415/3/50
Width / Height / Depth	mm	1129 / 1558 / 440	1129 / 1558 / 440	1129 / 1558 / 440	1129 / 1558 / 440
Net weight	kg	177	177	177	177
Water flow rated	m <sup>3</sup> /h	2.9	3.6	3.8	4
Water pipe connections	inch	1 1/4"	1 1/4"	1 1/4"	1 1/4"
Volume of expansion tank	l	8	8	8	8
Available pressure	kPa	102	94.6	78.8	59.4

Accessories	Model
Buffer tank/hydraulic shut-off nozzle	
Expansion vessels - primary	HWB8LX
Expansion vessels - primary	HWB12LX
Expansion vessels - primary	HWB18LX

Check accessories in Aquantia's range

**The data in heating mode at -7°C are calculated working with water at +35°C.**

**Cooling capacity. Cooling input. EER:** Data calculated in compliance with EN 14511:2018 Standard, with reference to the following conditions: indoor heat exchanger water temperature = 12/7°C; outdoor heat exchanger inlet air temperature = 35°C.

**Heating capacity. Heating input. COP:** Data calculated in compliance with EN 14511:2018 Standard, with reference to the following conditions: indoor heat exchanger water temperature = 40/45°C; outdoor heat exchanger inlet air temperature = 7°C DB/6°C WB.

**SEER. SCOP:** Data calculated in compliance with EN 14825:2016 Standard. The product meets the ErP (Energy Related Products) European Directive, which include the (EU) Commission Delegated Regulation No. 811/2013 (rated thermal input ≤ 70 kW under specified reference conditions) and (EU) Commission Delegated Regulation No. 813/2013 (rated thermal input ≤ 400 kW under specified reference conditions).

**Sound pressure:** Sound levels refer to the unit under full charge. The sound pressure level refers to the measurement taken at a distance of 1 m from the external surface of the unit, operating in the open air. The measurements are taken in accordance with UNI EN ISO 9614-2 standard, respecting the conditions imposed by EUROVENT 8/1 certification. Data under the following conditions: indoor heat exchanger water temperature = 12/7°C; outdoor air temperature = 35°C.

**NOTE:** Combination units.



# Aquantia KHP-MO HT HP

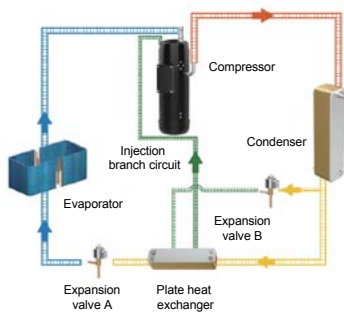


The monobloc heat pump with R290 refrigerant for residential applications. The R290 refrigerant combines high performance with total respect for the environment. The range is available in 2 sizes from 30 to 35kW.



## Natural Refrigerant

R290 is not harmful to the ozone layer. The GWP value is 3, which further demonstrates its environmental protection characteristics.



## EVI technology

Increase refrigerant circulation of heat pump at low ambient temperature and improve low temperature heating capacity and energy efficiency.



## Decarbonization

Thanks to flow temperatures of up to +75°C with temperatures of -10°C is ideal as a boiler replacement.



## Smart Controller

A temperature display that is accurate to 0.1°C and has a high resolution. Multiple operating modes including heating, cooling and DHW. Timing options for daily and weekly schedules to meet different needs.



KCTAQ-03  
Standard



- R-290 REFRIGERANT
- DOMESTIC HOT WATER
- DC INVERTER COMPRESSOR
- HYDRAULIC KIT
- DC INVERTER OUTDOOR EXTERNAL FAN
- WI-FI
- MODBUS
- ON/OFF CONTACT
- MODULAR

Basic modules

Model		KHP-MO 30 DTP	KHP-MO 35 DTP
Cooling capacity rated	kW	30	35
EER		3.98	4.29
SEER		-	-
Heating capacity rated	kW	30	35
COP		4.17	4.35
SCOP average zone, Water 35°C - Energy class		4.48 - A+++	4.65 - A+++
Nsh		176	183
Compressor type		Scroll Inverter	Scroll Inverter
No. compressor		1	1
Type refrigerant		R-290	R-290
Refrigerant charge	kg	2.9	2.9
No. fans		2	2
Air flow,	m <sup>3</sup> /h	11000	11000
Sound pressure	dB(A)	76	76
Power supply	V/ph/Hz	380-415/3/50	380-415/3/50
Width / Height / Depth	mm	1384 / 1816 / 523	1384 / 1816 / 523
Net weight	kg	245	245
Water flow rated	m <sup>3</sup> /h	4.44	5.18
Water pipe connections	inch	1"	1"
Volume of expansion tank	l	8	8
Available pressure	kPa	120	120

NEXUS  
CHILLERS

**Cooling capacity. Cooling input. EER:** Data calculated in compliance with EN 14511:2018 Standard, with reference to the following conditions: indoor heat exchanger water temperature = 12/7°C; outdoor heat exchanger inlet air temperature = 35°C.

**Heating capacity. Heating input. COP:** Data calculated in compliance with EN 14511:2018 Standard, with reference to the following conditions: indoor heat exchanger water temperature = 40/45°C; outdoor heat exchanger inlet air temperature = 7°C DB/6°C WB.

**SEER, SCOP:** Data calculated in compliance with EN 14825:2016 Standard. The product meets the ErP (Energy Related Products) European Directive, which include the (EU) Commission Delegated Regulation No. 811/2013 (rated thermal input ≤ 70 kW under specified reference conditions) and (EU) Commission Delegated Regulation No. 813/2013 (rated thermal input ≤ 400 kW under specified reference conditions).

**Sound pressure:** Sound levels refer to the unit under full charge. The sound pressure level refers to the measurement taken at a distance of 1 m from the external surface of the unit, operating in the open air. The measurements are taken in accordance with UNI EN ISO 9614-2 standard, respecting the conditions imposed by EUROVENT 8/1 certification. Data under the following conditions: indoor heat exchanger water temperature = 12/7°C; outdoor air temperature. = 35°C.

**PRELIMINARY DATA**



# Modular Full DC Inverter Chillers

The second part of the Kaysun Full DC Inverter chiller range is available in modules from 90 to 180 kW. With brushless Full DC Inverter compressors that provide a high degree of stability and great energy efficiency. The units are very compact and are designed to speed up maintenance. Up to 4 modules can be combined, with a combined capacity of 360 kW.



## High-efficiency Scroll DC Inverter compressor

The design of these machines includes high-efficiency Scroll DC Inverter compressors, seeking maximum efficiency for the unit.



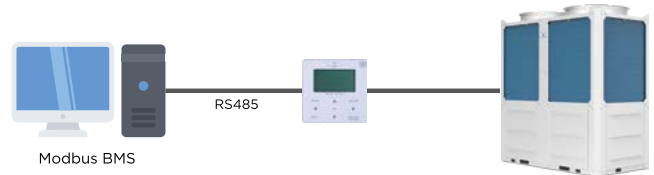
## Full DC fan

The speed of the fan adjusts in response to the system charge, which allows a reduction in energy consumption of around 30%.



## High-efficiency plate heat exchanger

The Kaysun heat exchanger fully optimises the heat transfer area between water and refrigerant.



## Control with Modbus gateway

Touch controller via wiring with Modbus communication protocol included as standard, together with voltage-free contacts for alarms and remote controller.



## Compact, modular design

The new design allows the units to be located in small spaces and the power to be shared over modules in order to facilitate installation.



## Domestic hot water production

The new electronics allows domestic hot water to be produced as a priority with an optional 3-way valve, discharging water at 55°C to the installation.



KCCHT-06  
MODBUS  
Standard

- R-32 REFRIGERANT
- DOMESTIC HOT WATER
- DC INVERTER COMPRESSOR
- DC INVERTER EXTERNAL FAN
- MODBUS
- ON/OFF CONTACT
- MODULAR

Basic modules

Model		KEM-90 DRSS	KEM-180 DRSS
Cooling capacity rated	kW	82	164
EER		2.95	2.93
SEER		4.58	4.41
Heating capacity rated	kW	90	180
COP		3.2	3.16
SCOP average zone, Water 35°C - Energy class		3.97 - A++	3.8 - A+
Compressor type		Scroll Inverter	Scroll Inverter
No. compressor		2	4
Type refrigerant		R-32	R-32
Refrigerant charge	kg	11.5	11,5 + 11,5
No. fans		2	4
Air flow,	m <sup>3</sup> /h	35000	70000
Sound pressure	dB(A)	65	70
Power supply	V/ph/Hz	380-415/3/50	380-415/3/50
Width / Height / Depth	mm	1135 / 2315 / 2220	2752 / 2413 / 2220
Net weight	kg	635	1400
Water flow rated	m <sup>3</sup> /h	15	31
Water pipe connections	inch	2"	3"

Basic modules with hydraulic kit

Model		KEM-90 DRSS KH*	KEM-180 DRSS KH*
Volume of expansion tank	l	12	12+12
Available pressure	kPa	150	150

Accessories	Model
3-way valve ON/OFF for DHW	3ACS
Hydraulic flanges kit for 75-90 kW Full DC Chillers	Kit viciaulic 60-65-75-90
Hydraulic flanges kit for 180 kW Full DC Chillers	Kit viciaulic 180

**The data in heating mode at -7°C are calculated working with water at +35°C.**

**Cooling capacity. Cooling input. EER:** Data calculated in compliance with EN 14511:2018 Standard, with reference to the following conditions: indoor heat exchanger water temperature = 12/7°C; outdoor heat exchanger inlet air temperature = 35°C.

**Heating capacity. Heating input. COP:** Data calculated in compliance with EN 14511:2018 Standard, with reference to the following conditions: indoor heat exchanger water temperature = 40/45°C; outdoor heat exchanger inlet air temperature = 7°C DB/6°C WB.

**SEER. SCOP:** Data calculated in compliance with EN 14825:2016 Standard. The product meets the ErP (Energy Related Products) European Directive, which include the (EU) Commission Delegated Regulation No. 811/2013 (rated thermal input ≤ 400 kW under specified reference conditions) and (EU) Commission Delegated Regulation No. 813/2013 (rated thermal input ≤ 400 kW under specified reference conditions).

**Sound pressure:** Sound levels refer to the unit under full charge. The sound pressure level refers to the measurement taken at a distance of 1 m from the external surface of the unit, operating in the open air. The measurements are taken in accordance with UNI EN ISO 9614-2 standard, respecting the conditions imposed by EUROVENT 8/1 certification. Data under the following conditions: indoor heat exchanger water temperature = 12/7°C; outdoor air temperature. = 35°C.

**Supplementary charge:** For units with R-32 gas and a charge > 11.5 kg per circuit, the remaining charge must be applied on site.



# Modular Full DC Inverter Heat Pump

Compact reversible air-to-water heat pumps for space heating and cooling and domestic hot water production. Ideal for new buildings or replacement of existing heating systems, also in combination with an existing heat source.



## EVI system

EVI technology reinjects gas into the compressor in a more efficient way, allowing higher temperatures to be reached. This cold gas injection technology allows system water to be heated up to 65°C with the same compressor output.



## Eco-friendly

The heat pumps use environmentally friendly R32 refrigerant, with a low global warming potential (GWP=675) in accordance with the European F-Gas Directive, which aims to gradually reduce the use of greenhouse gases.



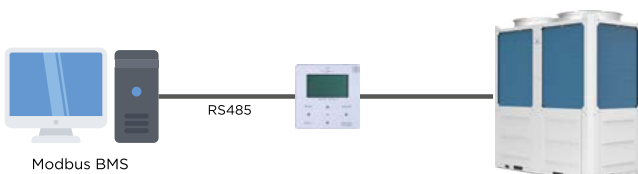
## High water temperature

Water temperature for central heating and DHW up to 65°C using external inverter pump.



## Silent mode

The design of the fans and encapsulation of the compressors together with an advanced control offer very low sound levels.



## Option to connect multiple devices

Possibility of cascading up to 16 heat pumps and controlling up to 256 heat pumps via MODBUS.



## Wide range of operation

Thanks to modern technology, heat pumps operate over a very wide range of outdoor temperatures [heating mode -25°C ÷ +43°C] and achieve high temperature parameters for the heating system or domestic hot water.





KCCHT-06  
MODBUS  
Standard



Basic modules

Model		KEM-HT-50 DRSS5	KEM-HT-65 DRSS5	KEM-HT-75 DRSS5	KEM-HT-110 DRSS5	KEM-HT-140 DRSS5
Cooling capacity rated	kW	50	57	70	100	130
Cooling input rated	kW	15.2	19	26.8	32.8	50
EER		3.31	3	2.61	3.05	2.6
SEER		5	5	5	4.8	4.8
Heating capacity rated	kW	50	65	75	110	140
COP		3.6	3.55	3.4	3.68	3.13
SCOP average zone, Water 35°C - Energy class		4.5 - A+++	4.5 - A+++	4.5 - A+++	4.25 - A++	4.25 - A++
Compressor type		EVI Scroll Inverter	EVI Scroll Inverter	EVI Scroll Inverter	EVI Scroll Inverter	EVI Scroll Inverter
No. compressor		1	1	1	2	2
Type refrigerant		R-32	R-32	R-32	R-32	R-32
Refrigerant charge	kg	9	9	9	11,5 / 4,0	11,5 / 4,0
No. fans		2	2	2	2	2
Air flow,	m <sup>3</sup> /h	22000	22000	28500	32500	50000
Sound pressure	dB(A)	64	64	69	64	73
Power supply	V/ph/Hz	380-415/3/50	380-415/3/50	380-415/3/50	380-415/3/50	380-415/3/50
Width / Height / Depth	mm	960 / 1770 / 2000	960 / 1770 / 2000	960 / 1770 / 2000	1135 / 2300 / 2220	1135 / 2300 / 2220
Net weight	kg	440	440	440	670	670
Water flow rated	m <sup>3</sup> /h	8.6	9.8	12	17.2	22.36
Water pipe connections	inch	2"	2"	2"	2 1/2"	2 1/2"

Basic modules with hydraulic kit

Model		KEM-HT-50 DRSS5 KH	KEM-HT-65 DRSS5 KH	KEM-HT-75 DRSS5 KH	KEM-HT-110 DRSS5 KH	KEM-HT-140 DRSS5 KH
Volume of expansion tank	l	12	12	12	22	22
Available pressure	kPa	250	230	170	180	110

Accessories	Model
Hydraulic flanges kit for 65-90 kW Full DC Chillers	Kit victaulic 65-75-90
Hydraulic flanges kit for 140 kW Full DC Chillers	Kit victaulic 110-140

**Cooling capacity. Cooling input. EER:** Data calculated in compliance with EN 14511:2018 Standard, with reference to the following conditions: indoor heat exchanger water temperature = 12/7°C; outdoor heat exchanger inlet air temperature = 35°C.

**Heating capacity. Heating input. COP:** Data calculated in compliance with EN 14511:2018 Standard, with reference to the following conditions: indoor heat exchanger water temperature = 40/45°C; outdoor heat exchanger inlet air temperature = 7°C DB/6°C WB.

**SEER. SCOP:** Data calculated in compliance with EN 14825:2016 Standard. The product meets the ErP (Energy Related Products) European Directive, which include the (EU) Commission Delegated Regulation No. 811/2013 (rated thermal input ≤ 70 kW under specified reference conditions) and (EU) Commission Delegated Regulation No. 813/2013 (rated thermal input ≤ 400 kW under specified reference conditions).

**Sound pressure:** Sound levels refer to the unit under full charge. The sound pressure level refers to the measurement taken at a distance of 1 m from the external surface of the unit, operating in the open air. The measurements are taken in accordance with UNI EN ISO 9614-2 standard, respecting the conditions imposed by EUROVENT 8/1 certification. Data under the following conditions: indoor heat exchanger water temperature = 12/7°C; outdoor air temperature = 35°C.

**Supplementary charge:** For units with R-32 gas and a charge > 11.5 kg per circuit, the remaining charge must be applied on site.

# References

## Key Installations

The **Nexus range** represents Kaysun's commitment to environment. Thanks to its wide range of dimensions and capacities, **Nexus** chillers adapt to every type of space. Hotels, offices and business centres choose this range as their ally in the air-conditioning of their installations.

### Sports Complex Leisure Centre

*Location:* Andorra  
*Initial situation:* New construction  
*Units installed:* Kern Modular Digital Scroll  
*Capacity:* 600 kW



## Other customers that have trusted Kaysun Nexus

### Hotels

- Al-Mirab Hotel (Córdoba)
- Calabera Hotel (Huelva)
- Marina Luz Hotel (Palma de Mallorca)
- Ambos Mundos Hotel (Palma de Mallorca)
- Mac Hotels (Palma de Mallorca)
- Paraiso Hotel (Málaga)
- Gran Palladium Resort (Ibiza)
- Ruta Jacobea Hotel (Santiago Compostela)
- Alcotan Hotel (San Pedro de Alcántara)
- Orly Hotel (Camponaraya, León)

### Public buildings

- Baza City Council (Granada)
- Caracoles Building - Chamartin

### Railway Station (Madrid)

- 091 Emergencies Headquarters (Málaga)
- Madrid Underground Headquarters (Madrid)
- Barakaldo City Council (Bizkaia)
- T2 Terminal AENA Airport (Barcelona)

### Schools and universities

- San Luis School (Menorca)
- Camino de Gelves Nursery School (Seville)
- María de la Salud State School (Majorca)

### Hospitals, health clinics and centres

- San Juan de Dios Clinic (Málaga)
- Santa Elena Clinic (Málaga)

- Old People's Home (Fuente de Piedra)
- Rincón Clinic (Béjar)
- Old People's Home (Ronda)

### Residences

- Alpe Buildings (Tarragona)

### Leisure centres

- Xesc Forteza Theater (Palma de Mallorca)
- School of Music (Cádiz)
- The Royal Calvary (Seville)
- Ribadeo Auditorium (Lugo)
- GAS Natural Headquarters (Rubí)

### Business centres and offices

- Aerospace Engineering Group (Seville)

- Banca March (Palma de Mallorca)
- Health Department Headquarters of the Andalusia Autonomous Government (Cádiz)
- Hilaturas Ferre (Alicante)
- Leti Laboratories (Barcelona)
- Casa del Libro Book Stores (Barcelona)
- Prenatal (Almería)
- Zara HOME (Valencia)
- Stradivarius (Gerona, A Coruña)
- Imegasa Paper and Pulp Mill (Mugardos, A Coruña)
- Pharmaceutical Cooperative (Santiago Compostela)
- Wine Cooperative (Cacabelos, León)



**Escola Sever do Vouga**  
School

*Location:* Aveiro (Portugal)  
*Initial situation:* New construction  
*Units installed:* Nexus  
*Capacity:* 60 kW



**Estado Português - Palácio das Necessidades**  
Public building

*Location:* Lisbon (Portugal)  
*Initial situation:* Rehabilitation  
*Units installed:* Nexus  
*Capacity:* 30 kW



**Cordex**  
Textile Company

*Location:* Esmoriz (Portugal)  
*Initial situation:* New construction  
*Units installed:* KEM200HN3 + KEM130HN3  
*Capacity:* 315 kW

**Gadis Supermarket**  
Commercial Building

*Location:* Oleiros - Coruña (Spain)  
*Initial situation:* New construction  
*Units installed:* Nexus  
*Capacity:* 195 kW



**Bière Artisanale Sarlat**  
Brewery

*Location:* Vezac y Sarlat la Caneda (France)  
*Initial situation:* Renovation  
*Units installed:* Digital Scroll  
*Capacity:* 95 kW



**Esade**  
University

*Location:* Barcelona (Spain)  
*Initial situation:* Renovation  
*Units installed:* Kem Modular Digital Scroll  
*Capacity:* 195 kW

**Alicante Revestech**  
Commercial Building

*Location:* Alicante (Spain)  
*Initial situation:* Renovation  
*Units installed:* Nexus  
*Capacity:* 65 kW





**Andalusia Princess**  
Hotel

*Location:* Málaga (Spain)  
*Initial situation:* New construction  
*Units installed:* Kem Modular Digital Scroll  
*Capacity:* 700 kW

**Volkswagen**  
Business Centre

*Location:* Barcelona (Spain)  
*Initial situation:* Replacement  
*Units installed:* Nexus  
*Capacity:* 200 kW



**Zara**  
Commercial Building

*Location:* Girona (Spain)  
*Initial situation:* New construction  
*Units installed:* Kem Modular Digital Scroll  
*Capacity:* 195 kW




**Matutes - Fiesta Hotels**  
Hotel

*Location:* Ibiza (Spain)  
*Initial situation:* Renovation  
*Units installed:* Nexus  
*Capacity:* 200 kW

**Grand Palladium**  
Hotel

*Location:* Ibiza (Spain)  
*Initial situation:* Renovation  
*Units installed:* Minichillers  
*Capacity:* 251 kW



**Museum Of Ethnography**  
Cultural Centre

*Location:* Zamora (Spain)  
*Initial situation:* New construction  
*Units installed:* Nexus  
*Capacity:* 95 kW



**School of Music**  
Public Building

*Location:* Mallorca (Spain)  
*Initial situation:* New construction  
*Units installed:* Kem Modular Digital Scroll  
*Capacity:* 200 kW



**Fosters Hollywood**  
Restaurant

*Location:* Gijón (Spain)  
*Initial situation:* New construction  
*Units installed:* Nexus, Zen  
*Capacity:* 90 kW





# Fancoils

## Water Terminal Units Product Range

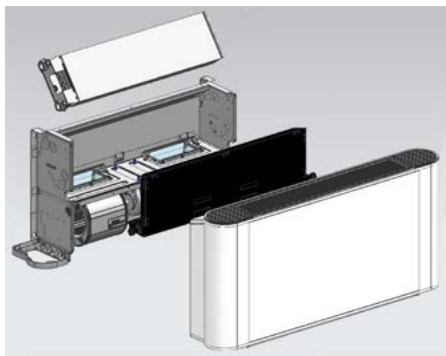
Floor/Ceiling 2nd Generation	226
Wall-mounted	228
Cassettes 600x600	230
Cassettes 840x840	232
New Ducts	234
Ducts	236
Ducts Medium Pressure	238
Ducts High Pressure	240
Fancoils Controllers	242
References	244

# Fancoils

## Water Terminals Units Product Range



Kaysun presents its new range of fancoils; water terminal units incorporating DC fans throughout practically the entire range. These units are the perfect complement to the Kaysun chiller range.



### The comfort of water

The fancoil units provide an air conditioning system comprising a water coil and a fan. These types of units are ideal for commercial premises and large areas, as they only need a piping system to supply the fancoil with cold or hot water. Kaysun incorporates the latest technologies within the water terminal units for commercial buildings and large residential installations.



### Cutting-edge design accompanied by maximum performance

All the units stand out for their elegant, compact, functional design, as Kaysun has not hesitated in providing their fancoils with a carefully-chosen cutting edge aesthetics.

### Energy efficiency

Applying the same philosophy, Kaysun has not only paid attention to aesthetics, but also to consumption. These fancoils feature energy-efficient, ecological technologies, through which they reduce the energy consumption of an installation, providing the user with economic savings



### Impeccable regarding installation and maintenance

The entire range has been provided with impressive features to facilitate installation, reduce maintenance time and tasks, and maximise comfort for the user.







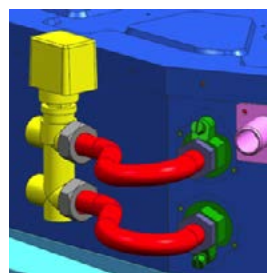
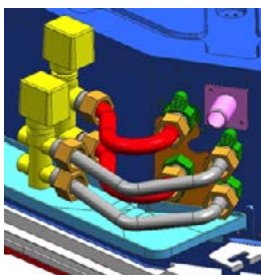
### Silent equipment

The Kaysun fancoils not only provide comfort with their flow adjustment functions based on the thermal load for a minimum temperature fluctuation, but are also silent units that respect the harmony of the living environment.



### All options within your reach

In order to adapt to all your installation requirements regarding function and aesthetics, the range includes ducts, floor/ceiling, cassette 600x600, cassette 840x840 and wall units. Kaysun has the perfect solution for any need.



### Units available with 2 and 4 pipes

The Cassette 600x600 unit, Cassette 840x840 unit and ducts are available in 2 and 4-pipe configurations.

The four-pipe configurations allow units to be operating independently and simultaneously in cold and heat mode within the same installation.

Four-pipe coils are fitted with two rows to work in cold mode, and with one row to work in heat mode.

Ducts and cassette units include an extended condensation tray as standard.

Duct, cassette and wall type fancoil units have an optional L-shaped pipework kit for easy installation.



### Huge variety and type of control

The Kaysun fancoils feature a wide range of controls, whether individual wireless, individual wired, centralised or gateway for integration within building management systems. Regarding aesthetics and function, the Kaysun range goes from the classic conventional thermostat, with sensor, temperature selection wheel and two switches (heat/off/cold and 3 speeds) to more advanced touch controls.

All the Kaysun fancoils are compatible with these controls as standard, except the duct and floor/ceiling fancoils, which have the basic controls and interface controls (with 2 or 4-tube versions) in order to be managed via more advanced controls.



## Floor/Ceiling 2nd Generation

These new second-generation units are specially designed to save space. Due to its reduced depth it allows flexible installation in wall-mounted to floor standing applications, whether totally or partially recessed, adapting perfectly to the aesthetics of the environment. The connections on the standard model are located to the left of the discharge.



### DC fans

Maximum comfort and reduced consumption.



### Horizontal or vertical installation

The same unit can be installed as floor or ceiling equipment, according to the needs of the space to be air conditioned.



### Uncased or concealed installation

The fancoil comes in uncased or concealed versions, providing the optimum solution for any setting.



### Wide range of controllers

There is a wide range of easy, intuitive individual and centralised controllers, integrated control solutions, integration within BMS and latest-generation wireless models.



Uncased



Cased



KC-FC-S2  
Recommended  
thermostat



## 2 pipes cased

FOR "FANCOILS CONTROLLERS"  
SEE PAGE 242

Model		KFC-S2E-2T-250D	KFC-S2E-2T-350D	KFC-S2E-2T-500D	KFC-S2E-2T-800D
Cooling capacity min. / max.	kW	1.19 / 2.35	2.2 / 3.5	2.71 / 4.3	4.57 / 7.35
Sensitive cooling capacity min. / max.	kW	0.86 / 1.79	1.57 / 2.65	1.91 / 3.25	3.45 / 5.87
Heating capacity min. / max.	kW	1.34 / 2.6	2.19 / 3.5	2.6 / 4.3	4.71 / 8.05
Air flow low / medium / high	m <sup>3</sup> /h	190 / 315 / 400	340 / 470 / 595	410 / 580 / 790	685 / 1015 / 1360
Power input min. / max.	W	7 / 17	10 / 26	14 / 50	22 / 113
Water flow cooling min. / max.	m <sup>3</sup> /h	0.21 / 0.4	0.38 / 0.6	0.47 / 0.74	0.79 / 1.27
Evaporator pressure drop; Cooling min. / max.	kPa	4.5 / 13.3	15.4 / 34.1	22.8 / 54.2	19.3 / 44.1
Evaporator pressure drop; Heating min. / max.	kPa	4.5 / 14.3	14.8 / 35.1	22.3 / 54.3	18.2 / 46.9
Sound pressure low / medium / high	dB(A)	29 / 37 / 43	37 / 45 / 52	43 / 52 / 59	49 / 58 / 64
Power supply	V/ph/Hz	220/1/50	220/1/50	220/1/50	220/1/50
Width / Height / Depth	mm	1020 / 495 / 200	1240 / 495 / 200	1240 / 495 / 200	1360 / 495 / 200
Net weight	kg	21.5	25.5	25.5	32.5

## 2 pipes uncased

Model		KFC-S2-2T-250D	KFC-S2-2T-350D	KFC-S2-2T-500D	KFC-S2-2T-800D
Cooling capacity min. / max.	kW	1.19 / 2.35	2.2 / 3.5	2.71 / 4.3	4.57 / 7.35
Sensitive cooling capacity min. / max.	kW	0.86 / 1.79	1.57 / 2.65	1.91 / 3.25	3.45 / 5.87
Heating capacity min. / max.	kW	1.34 / 2.6	2.19 / 3.5	2.6 / 4.3	4.71 / 8.05
Air flow low / medium / high	m <sup>3</sup> /h	190 / 315 / 400	340 / 470 / 595	410 / 580 / 790	685 / 1015 / 1360
Power input min. / max.	W	7 / 17	10 / 26	14 / 50	22 / 113
Water flow cooling min. / max.	m <sup>3</sup> /h	0.21 / 0.4	0.38 / 0.6	0.47 / 0.74	0.79 / 1.27
Evaporator pressure drop; Cooling min. / max.	kPa	4.5 / 13.3	15.4 / 34.1	22.8 / 54.2	19.3 / 44.1
Evaporator pressure drop; Heating min. / max.	kPa	4.5 / 14.3	14.8 / 35.1	22.3 / 54.3	18.2 / 46.9
Sound pressure low / medium / high	dB(A)	29 / 37 / 43	37 / 45 / 52	43 / 52 / 59	49 / 58 / 64
Power supply	V/ph/Hz	220/1/50	220/1/50	220/1/50	220/1/50
Width / Height / Depth	mm	858 / 455 / 200	1078 / 455 / 200	1078 / 455 / 200	1198 / 551 / 200
Net weight	kg	16.5	19.5	19.5	25

Accessories	Model
Recommended controller	KC-FC-S2
Thermostat for 2 pipe units	KC-FC-2T
Thermostat with display for 2 pipe units	KC-FCD2
Pipework kit for KFC-S2(E)-2T-250D until KFC-S2(E)-2T-500D	KIT TUB FC 2S(E)-2T
Pipework kit for KFC-S2(E)-2T-800D	KIT TUB FC 2S(E)-2T-1
3-way valve 3/4	KV3-FC 3/4
ON/OFF Actuator	KACT-0

The product meets the ErP (Energy Related Products) European Directive, which includes the (EU) Commission Delegated Regulation No. 2016/2281, also known as Ecodesign LOT21.

Ductless air flow (0 Pa available pressure).

**Cooling capacity. Sensible cooling capacity. Water flow cooling. Evaporator pressure drop cooling:** Water entering heat exchanger 7°C (thermal gap 5°C) - Ambient air 27°C DB/19°C WB.

**Heating capacity. Evaporator pressure drop heating:** Water entering heat exchanger 45°C (thermal gap 5°C) - Ambient air 20°C.

**Sound pressure:** Sound levels measured using an anechoic chamber and with reference to a unit for the installation of 2 pipes. The sound pressure level refers to the measurement taken at a distance of 1 m from the external surface of the unit, operating in the open air.



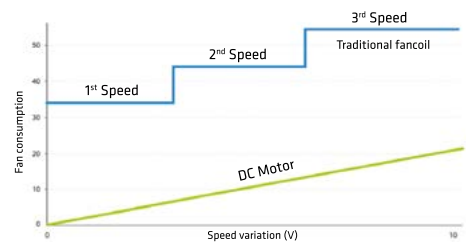
## Wall-mounted

The Kaysun wall-mounted fancoils have been provided with impressive features to facilitate installation and reduce maintenance time and tasks, while at the same time maximising comfort for the user.



### DC fans

Maximum comfort and reduced consumption.

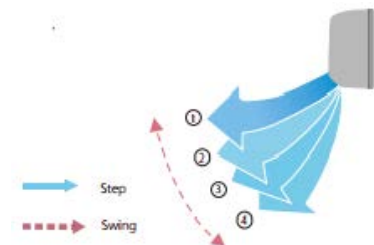


### Ease of installation

On/off 3-way valve as standard; the option to connect piping on both sides.

### 0-10V

New electronics with 0-10V input signal to control the fan speed via external control.



### Wide range of controllers

There is a wide range of easy, intuitive individual and centralised controllers, integrated control solutions, integration within BMS and latest-generation wireless models.

### Swing

The best possible air flow distribution.



KI-05  
Recommended controller



## 2 pipes

FOR "FANCOILS CONTROLLERS"  
SEE PAGE 242

Model		KFC-AY-2T-250D3	KFC-AY-2T-400D3	KFC-AY-2T-600D3
Cooling capacity min. / max.	kW	2.39 / 2.7	2.88 / 3.81	3.79 / 4.87
Sensitive cooling capacity min. / max.	kW	1.85 / 2.15	2.31 / 3.18	3.10 / 4.11
Heating capacity min. / max.	kW	1.86 / 2.94	3.09 / 4.3	3.96 / 5.26
Air flow low / medium / high	m <sup>3</sup> /h	400 / 454 / 492	590 / 689 / 825	717 / 849 / 979
Power input min. / max.	W	8 / 13	15 / 34	18 / 38
Water flow cooling min. / max.	m <sup>3</sup> /h	0.42 / 0.48	0.51 / 0.67	0.65 / 0.85
Evaporator pressure drop; Cooling min. / max.	kPa	25.4 / 31.6	33 / 56.7	33.7 / 50.7
Evaporator pressure drop; Heating min. / max.	kPa	30.2 / 37.5	35.7 / 61.9	33 / 51.7
Water pipes connection cooling/heating	inch	3/4"	3/4"	3/4"
Sound pressure low / medium / high	dB(A)	27 / 30 / 32	35 / 39 / 45	35 / 40 / 44
Power supply	V/ph/Hz	220-240/1/50	220-240/1/50	220-240/1/50
Width / Height / Depth	mm	915 / 290 / 230	915 / 290 / 230	1072 / 315 / 230
Net weight	kg	12.7	12.7	14.9

Accessories	Model
Electronic thermostat with display	KCT-02.1 SR
Electronic wall-mounted thermostat with 0-10V output	HIDT18X
Recessed electronic thermostat with Modbus	HIDT10X

The product meets the ErP (Energy Related Products) European Directive, which includes the (EU) Commission Delegated Regulation No. 2016/2281, also known as Ecodesign LOT21.

**Cooling capacity. Sensible cooling capacity. Water flow cooling. Evaporator pressure drop cooling:** Water entering heat exchanger 7°C (thermal gap 5°C) - Ambient air 27°C DB/19°C WB.

**Heating capacity. Water flow heating. Water pipes connections cooling/heating. Evaporator pressure drop heating:** Water entering heat exchanger 45°C (thermal gap 5°C) - Ambient air 20°C.

**Sound pressure:** Sound levels measured using an anechoic chamber and with reference to a unit for the installation of 2 pipes. The sound pressure level refers to the measurement taken at a distance of 1 m from the external surface of the unit, operating in the open air.

**NOTE:** The model's white colour may vary with respect to the image. Units available while stocks last.



## Cassettes 600x600

The Artflux cassette with 360° panel achieves uniform, rapid, far-reaching climate control, without leaving dead zones thanks to an additional motor that allows swing of between 37° and 42°. The unit is so compact and light that it can adapt and perfectly integrate within any space, including shallow ceilings, without sticking out.



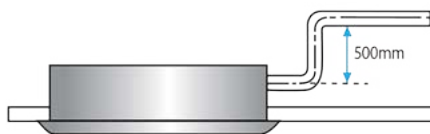
### DC fans

Maximum comfort and reduced consumption.



### Air control

- Uniform 360° air conditioning
- Outdoor air intake
- Outlet to adjacent office



Cassette 600x600

### Condensation pump

- Condensation pump as standard
- Extended condensation tray as standard



### Wide range of controllers

There is a wide range of easy, intuitive individual and centralised controllers, integrated control solutions, integration within BMS and latest-generation wireless models.



KI-05  
Recommended  
controller



## 2 pipes

Model		KFC-CI-2T-300D1	KFC-CI-2T-500D1
Cooling capacity min. / max.	kW	2 / 2.98	3.01 / 4.2
Sensitive cooling capacity min. / max.	kW	1.59 / 2.49	2.31 / 3.45
Heating capacity min. / max.	kW	2.24 / 2.61	3.26 / 4.95
Air flow low / medium / high	m <sup>3</sup> /h	322 / 429 / 535	494 / 611 / 781
Power input min. / max.	W	5 / 15	21 / 43
Water flow cooling min. / max.	m <sup>3</sup> /h	0.35 / 0.53	0.54 / 0.75
Evaporator pressure drop; Cooling min. / max.	kPa	5 / 10	7.4 / 12.3
Evaporator pressure drop; Heating min. / max.	kPa	5.3 / 12.1	6.1 / 9.4
Water pipes connection cooling/heating	inch	3/4"	3/4"
Sound pressure low / medium / high	dB(A)	27 / 33 / 39	32 / 38 / 43
Power supply	V/ph/Hz	220-240/1/50	220-240/1/50
Width / Height / Depth	mm	575 / 261 / 575	575 / 261 / 575
Net weight	kg	16.5	16.5
Panel; Model		KCI-ART FLUX W	KCI-ART FLUX W
Panel; Width / Height / Depth	mm	647 / 50 / 647	647 / 50 / 647
Panel; Net weight	kg	2.5	2.5

## 4 pipes

Model		KFC-CI-4T-300D1	KFC-CI-4T-500D1
Cooling capacity min. / max.	kW	1.49 / 2.16	2.07 / 2.77
Sensitive cooling capacity min. / max.	kW	1.24 / 1.86	1.70 / 2.33
Heating capacity min. / max.	kW	2.08 / 3.13	2.83 / 3.94
Air flow low / medium / high	m <sup>3</sup> /h	295 / 395 / 539	425 / 526 / 731
Power input min. / max.	W	14 / 24	20 / 42
Water flow cooling min. / max.	m <sup>3</sup> /h	0.28 / 0.42	0.4 / 0.54
Water flow heating min. / max.	m <sup>3</sup> /h	0.21 / 0.32	0.28 / 0.39
Evaporator pressure drop; Cooling min. / max.	kPa	9.3 / 17.3	10.3 / 16.8
Evaporator pressure drop; Heating min. / max.	kPa	11.3 / 23.5	14.5 / 26.8
Water pipes connection cooling/heating	inch	3/4" / 1/2"	3/4" / 1/2"
Sound pressure low / medium / high	dB(A)	39 / 45 / 51	44 / 50 / 55
Power supply	V/ph/Hz	220-240/1/50	220-240/1/50
Width / Height / Depth	mm	575 / 261 / 493	575 / 261 / 673
Net weight	kg	16.7	16.7
Panel; Model		KCI-ART FLUX W	KCI-ART FLUX W
Panel; Width / Height / Depth	mm	647 / 50 / 647	647 / 50 / 647
Panel; Net weight	kg	2.5	2.5

Accessories	Model
Electronic thermostat with display	KCT-02.1 SR
Pipework kit for 2 pipes Cassette 600x600 Fancoils	KIT TUB FC CI-2T
Pipework kit for 4 pipes Cassette 600x600 Fancoils	KIT TUB FC CI-4T
3-way valve 3/4 (cool water)	KV3-FC 3/4
3-way valve 1/2 (hot water)	KV3-FC 1/2
ON/OFF Actuator	KACT-0

**KACT-0:** Please remember to order 2 actuators for your 4 pipe Fancoil.

The product meets the ErP (Energy Related Products) European Directive, which includes the (EU) Commission Delegated Regulation No. 2016/2281, also known as Ecodesign LOT21.

**Cooling capacity. Sensible cooling capacity. Water flow cooling. Evaporator pressure drop cooling:** Water entering heat exchanger 7°C (thermal gap 5°C) - Ambient air 27°C DB/19°C WB.

**Heating capacity. Water flow heating. Water pipes connections cooling/heating. Evaporator pressure drop heating:** Water entering heat exchanger 45°C (thermal gap 5°C) - Ambient air 20°C.

**Sound pressure:** Sound levels measured using an anechoic chamber and with reference to a unit for the installation of 2 pipes. The sound pressure level refers to the measurement taken at a distance of 1 m from the external surface of the unit, operating in the open air.

**NOTE:** The model's white colour may vary with respect to the image. Units available while stocks last.



## Cassettes 840x840

New 360° panel with independent louvers, elegant design and advanced electronics, with 0-10V signal input to control the DC fan and Modbus output. They provide high levels of comfort with low consumption.



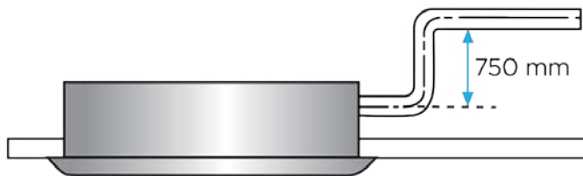
### DC fans

Maximum comfort and reduced consumption.



### Air control

- Uniform 360° air conditioning
- Outdoor air intake
- Independent control of louvers



Cassette 840x840

### Condensation pump

- Condensation pump as standard
- Extended condensation tray as standard



### Wide range of controllers

There is a wide range of easy, intuitive individual and centralised controllers, integrated control solutions, integration within BMS and latest-generation wireless models.





KI-05  
Recommended  
controller



FOR "FANCOILS CONTROLLERS"  
SEE PAGE 242

## 2 pipes

Model		KFC-CIS-2T-600D2	KFC-CIS-2T-950D2	KFC-CIS-2T-1500D2
Cooling capacity min. / max.	kW	4.4 / 5.93	6.67 / 7.84	7.48 / 10.07
Sensitive cooling capacity min. / max.	kW	3.52 / 5.00	5.50 / 6.68	5.97 / 9.04
Heating capacity min. / max.	kW	5.32 / 6.06	7.9 / 9.16	8.68 / 8.98
Air flow low / medium / high	m <sup>3</sup> /h	768 / 987 / 1175	1236 / 1371 / 1581	1198 / 1415 / 1871
Power input min. / max.	W	20 / 41	45 / 85	39 / 137
Water flow cooling min. / max.	m <sup>3</sup> /h	0.76 / 1.02	1.15 / 1.35	1.29 / 1.92
Evaporator pressure drop; Cooling min. / max.	kPa	13.6 / 23.8	16.3 / 22.3	16.4 / 36.6
Evaporator pressure drop; Heating min. / max.	kPa	19.9 / 25.9	20.7 / 28.8	23.3 / 49.2
Sound pressure low / medium / high	dB(A)	33 / 39 / 43	41 / 44 / 48	39 / 43 / 49
Power supply	V/ph/Hz	220-240/1/50	220-240/1/50	220-240/1/50
Width / Height / Depth	mm	840 / 230 / 840	840 / 230 / 840	840 / 230 / 840
Net weight	kg	23	27	27
Panel; Model		KPA-01E(S)	KPA-01E(S)	KPA-01E(S)
Panel; Width / Height / Depth	mm	950 / 55 / 950	950 / 55 / 950	950 / 55 / 950
Panel; Net weight	kg	6	6	6

## 4 pipes

Model		KFC-CIS-4T-600D2	KFC-CIS-4T-950D2	KFC-CIS-4T-1500D2
Cooling capacity min. / max.	kW	3.64 / 4.96	6.7 / 7.98	5.84 / 8.04
Sensitive cooling capacity min. / max.	kW	3.05 / 4.15	5.50 / 6.68	4.81 / 6.58
Heating capacity min. / max.	kW	4.61 / 6.15	8.42 / 9.75	7.51 / 9.93
Air flow low / medium / high	m <sup>3</sup> /h	783 / 997 / 1187	1285 / 1421 / 1624	1096 / 1297 / 1708
Power input min. / max.	W	30 / 62	66 / 121	49 / 139
Water flow cooling min. / max.	m <sup>3</sup> /h	0.63 / 0.85	1.15 / 1.37	1 / 1.38
Water flow heating min. / max.	m <sup>3</sup> /h	0.4 / 0.53	0.72 / 0.84	0.65 / 0.85
Evaporator pressure drop; Cooling min. / max.	kPa	8.1 / 14.8	24 / 33.9	17.7 / 33
Evaporator pressure drop; Heating min. / max.	kPa	14.5 / 25.3	32.6 / 42.4	27 / 48.7
Water pipes connection cooling/heating	inch	3/4" / 1/2"	3/4" / 1/2"	3/4" / 1/2"
Sound pressure low / medium / high	dB(A)	45 / 51 / 55	53 / 56 / 60	51 / 55 / 61
Power supply	V/ph/Hz	220-240/1/50	220-240/1/50	220-240/1/50
Width / Height / Depth	mm	840 / 230 / 840	840 / 230 / 840	840 / 230 / 840
Net weight	kg	27.5	30	30
Panel; Model		KPA-01E(S)	KPA-01E(S)	KPA-01E(S)
Panel; Width / Height / Depth	mm	950 / 55 / 950	950 / 55 / 950	950 / 55 / 950
Panel; Net weight	kg	6	6	6

Accessories	Model
Electronic thermostat with display	KCT-02.1 SR
Pipework kit for 2 pipes Cassette 840x840 Fancoils	KIT TUB FC CIS-2T
Pipework kit for 4 pipes Cassette 840x840 Fancoils	KIT TUB FC CIS-4T
3-way valve 3/4 (cool water)	KV3-FC 3/4
3-way valve 1/2 (hot water)	KV3-FC 1/2
ON/OFF Actuator	KACT-0

**KACT-0:** Please remember to order 2 actuators for your 4 pipe Fancoil.


The product meets the ErP (Energy Related Products) European Directive, which includes the (EU) Commission Delegated Regulation No. 2016/2281, also known as Ecodesign LOT21.

**Cooling capacity. Sensible cooling capacity. Water flow cooling. Evaporator pressure drop cooling:** Water entering heat exchanger 7°C (thermal gap 5°C) - Ambient air 27°C DB/19°C WB.

**Heating capacity. Water flow heating. Water pipes connections cooling/heating. Evaporator pressure drop heating:** Water entering heat exchanger 45°C (thermal gap 5°C) - Ambient air 20°C.

**Sound pressure:** Sound levels measured using an anechoic chamber and with reference to a unit for the installation of 2 pipes. The sound pressure level refers to the measurement taken at a distance of 1 m from the external surface of the unit, operating in the open air.

**NOTE:** The model's white colour may vary with respect to the image.



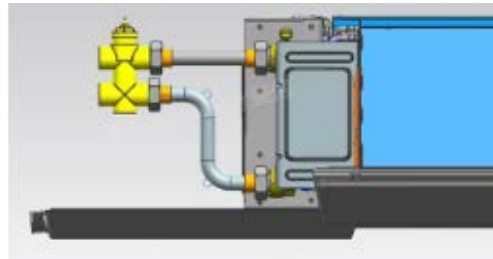
## New Ducts

New generation of ducted fancoil units with coil with a larger exchange area and a more compact design, with a maximum height of 240 mm. Its new electronics allows multiple control options.




### DC Fans

The DC fan reduces energy consumption by up to 70%.energy consumption. Minimal fluctuation of ambient temperature, reducing the sound level and increasing comfort.



### New condensate tray

With greater capacity for any type of installation.



### Speed Control

Possibility to manage the DC fan via 3 speed fan input, optional expansion card required.



### New controller

The new electronic control for wall installation with multiple options



KCT-04 SR  
**Recommended thermostat for 2 pipes**



## 2 pipes

FOR "FANCOILS CONTROLLERS"  
SEE PAGE 242

Model		KFC-PD-2T-300D3	KFC-PD-2T-500D3	KFC-PD-2T-600D3
Cooling capacity min. / max.	kW	2.21 / 3.35	2.97 / 4.55	3.66 / 5.85
Heating capacity min. / max.	kW	2.51 / 3.95	3.2 / 5.5	4.21 / 6.9
Air flow low / medium / high	m <sup>3</sup> /h	307 / 421 / 482	456 / 622 / 800	552 / 810 / 1022
Max. pressure available	Pa	50	50	50
Power input min. / max.	W	10 / 25	14 / 40	19 / 65
Water flow cooling min. / max.	m <sup>3</sup> /h	0.37 / 0.59	0.54 / 0.8	0.65 / 1
Evaporator pressure drop; Cooling min. / max.	kPa	10.6 / 23	12.1 / 23	16.89 / 34
Evaporator pressure drop; Heating min. / max.	kPa	11.2 / 25	12 / 25	18.6 / 38
Water pipes connection cooling/heating	inch	3/4"	3/4"	3/4"
Sound pressure low / medium / high	dB(A)	22.5 / 31 / 37	31 / 39 / 45	34 / 43.5 / 49.5
Power supply	V/ph/Hz	220-240/1/50	220-240/1/50	220-240/1/50
Width / Height / Depth	mm	972 / 240 / 482	1107 / 240 / 482	1202 / 240 / 482
Net weight	kg	17.2	20.4	21.7

Model		KFC-PD-2T-700D3	KFC-PD-2T-1000D3	KFC-PD-2T-1400D3
Cooling capacity min. / max.	kW	5.09 / 6.5	4.97 / 9.05	9.77 / 11.11
Heating capacity min. / max.	kW	5.81 / 7.6	5.41 / 11	10.59 / 12.67
Air flow low / medium / high	m <sup>3</sup> /h	806 / 1015 / 1190	746 / 1201 / 1650	1675 / 1952 / 2250
Max. pressure available	Pa	50	50	50
Power input min. / max.	W	33 / 75	19 / 119	64 / 119
Water flow cooling min. / max.	m <sup>3</sup> /h	0.91 / 1.19	0.88 / 1.58	1.71 / 2.02
Evaporator pressure drop; Cooling min. / max.	kPa	15.6 / 22	11.7 / 32	25.9 / 33
Evaporator pressure drop; Heating min. / max.	kPa	16.2 / 25	10.9 / 33	25.3 / 34
Water pipes connection cooling/heating	inch	3/4"	3/4"	3/4"
Sound pressure low / medium / high	dB(A)	40 / 45 / 51	34 / 46 / 54.5	46.5 / 50 / 53
Power supply	V/ph/Hz	220-240/1/50	220-240/1/50	220-240/1/50
Width / Height / Depth	mm	1377 / 240 / 482	1567 / 240 / 482	2097 / 240 / 482
Net weight	kg	23.5	27.7	37

Accessories	Model
Electronic thermostat with display	KCT-02.1 SR
3 speed card	ACMKT3V2
Pipework kit for 2 pipes Ducts Fancoils	KIT TUB FC PD-2T-3
3-way valve 3/4 (cool water)	KV3-FC 3/4
ON/OFF Actuator	KACT-0

The product meets the ErP (Energy Related Products) European Directive, which includes the (EU) Commission Delegated Regulation No. 2016/2281, also known as Ecodesign LOT21.  
Ductless air flow (0 Pa available pressure).

**Cooling capacity. Sensible cooling capacity. Water flow cooling. Evaporator pressure drop cooling:** Water entering heat exchanger 7°C (thermal gap 5°C) - Ambient air 27°C DB/19°C WB.

**2 PIPES: Heating capacity. Evaporator pressure drop heating:** Water entering heat exchanger 45°C (thermal gap 5°C) - Ambient air 20°C.

**Sound pressure:** Sound levels measured using an anechoic chamber and with reference to a unit for the installation of 2 pipes. The sound pressure level refers to the measurement taken at a distance of 1 m from the external surface of the unit, operating in the open air.



## Ducts

These duct units include a tilted evaporator which, in addition to providing a wider exchange area, achieves a height which is so compact and low that it facilitates installation in rooms with false ceilings of just 241 mm. The connections on the standard model are located to the left of the discharge.



### DC fans

Maximum comfort and reduced consumption.



### Air control

- Uniform 360° air conditioning
- Outdoor air intake
- Outlet to adjacent office



### Easy and fast to install and maintain

- Filter removable without opening ducting
- Plate to support ducting suction and discharge
- Extended condensation tray on left as standard



### Wide range of controllers

There is a wide range of easy, intuitive individual and centralised controllers, integrated control solutions, integration within BMS and latest-generation wireless models.



KC-FCD2-M  
Recommended thermostat  
for 2 pipes and 4 pipes



## 4 pipes

FOR "FANCOILS CONTROLLERS"  
SEE PAGE 242

Model		KFC-PD-4T-200D	KFC-PD-4T-300D	KFC-PD-4T-600D	KFC-PD-4T-800D	KFC-PD-4T-500D
Cooling capacity min. / max.	kW	1.44 / 2.01	1.97 / 2.76	2.53 / 3.49	3.61 / 4.82	4.55 / 6.16
Sensitive cooling capacity min. / max.	kW	1.14 / 1.69	1.54 / 2.30	1.96 / 2.91	2.91 / 4.11	3.57 / 5.12
Heating capacity min. / max.	kW	1.79 / 2.33	2.37 / 3.07	3.43 / 4.51	4.35 / 5.5	4.73 / 6.04
Air flow low / medium / high	m <sup>3</sup> /h	285 / 382 / 470	374 / 493 / 639	589 / 779 / 955	719 / 956 / 1204	820 / 1063 / 1349
Max. pressure available	Pa	50	50	50	50	50
Power input min. / max.	W	47 / 61	57 / 76	77 / 108	106 / 136	127 / 169
Water flow cooling min. / max.	m <sup>3</sup> /h	0.25 / 0.35	0.34 / 0.47	0.44 / 0.6	0.62 / 0.83	0.78 / 1.06
Water flow heating min. / max.	m <sup>3</sup> /h	0.15 / 0.2	0.2 / 0.26	0.29 / 0.39	0.37 / 0.47	0.41 / 0.52
Evaporator pressure drop; Cooling min. / max.	kPa	6.48 / 11.04	12.72 / 23.04	79.73 / 142.23	14.76 / 24.72	15.48 / 26.28
Evaporator pressure drop; Heating min. / max.	kPa	5.76 / 8.52	9 / 13.8	17.83 / 31	33 / 50.04	10.44 / 11.04
Water pipes connection cooling/heating	inch	3/4" / 3/4"	3/4" / 3/4"	3/4" / 3/4"	3/4" / 3/4"	3/4" / 3/4"
Sound pressure low / medium / high	dB(A)	46 / 55 / 60	44 / 51 / 56	52 / 58 / 62	52 / 58 / 63	50 / 57 / 62
Power supply	V/ph/Hz	220-240/1/50	220-240/1/50	220-240/1/50	220-240/1/50	220-240/1/50
Width / Height / Depth	mm	741 / 241 / 522	841 / 241 / 522	941 / 241 / 522	1161 / 241 / 522	1461 / 241 / 522
Net weight	kg	17.2	19.5	21.5	24.2	33.5

Accessories	Model
Thermostat for 4 pipes units	KC-FC-4T
Thermostat with display for 4 pipe units	KC-FCD2-M
Interface to Kaysun control for 4 pipe units	K01-FC-4T
Pipework kit for 4 pipes Ducts Fancoils	KIT TUB FC PD-4T-1
3-way valve 3/4	KV3-FC 3/4
ON/OFF Actuator	KACTION

**KACTION:** Please remember to order 2 valves and 2 actuators for your 4 pipes fancoils.

The product meets the ErP (Energy Related Products) European Directive, which includes the (EU) Commission Delegated Regulation No. 2016/2281, also known as Ecodesign LOT21.

**Cooling capacity. Sensible cooling capacity. Water flow cooling. Evaporator pressure drop cooling:** Water entering heat exchanger 7°C (thermal gap 5°C) - Ambient air 27°C DB/19°C WB.

**Heating capacity. Water flow heating. Water pipes connections cooling/heating. Evaporator pressure drop heating:** Water entering heat exchanger 45°C (thermal gap 5°C) - Ambient air 20°C.


**Sound pressure:** Sound levels measured using an anechoic chamber and with reference to a unit for the installation of 2 pipes. The sound pressure level refers to the measurement taken at a distance of 1 m from the external surface of the unit, operating in the open air.

**NOTE:** The model's white colour may vary with respect to the image. Units available while stocks last.



## Ducts Medium Pressure

New generation of medium-pressure ducted fan coils with AC fan for with AC fan for 2 or 4 pipe installations with compact design and very quiet. Available with a wide range of accessories.



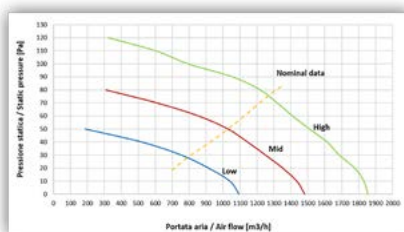
### Multiple Configurations

Available for 2 or 4 pipe installation, with left or right hand connections. Optionally also available with EC fan and/or vertical installation.



### Wide range of controllers

Electronic control for 2 or 4 tubes with standard modbus output and remote probe input.



### Available Pressure

The medium pressure duct range offers maximum available pressures up to 120 Pa.



### Soundproofing

Among its many options is the possibility of being manufactured with a 20mm panel to reduce the sound level, ideal for installations where sound attenuation is a priority.



HIDT19X  
Recommended thermostat  
for 2 pipes and 4 pipes

- COMPATIBLE WITH AIRZONE
- ON/OFF CONTACT
- LOW SOUND LEVEL
- FRESH AIR SUPPLY

## 2 pipes

FOR "FANCOILS CONTROLLERS"  
SEE PAGE 242

Model		FMDA-130	FMDA-220	FMDA-230	FMDA-240	FMDA-330
Cooling capacity min. / max.	kW	5.78 / 7.48	8.76 / 10.3	10.97 / 12.9	13.06 / 15	13.79 / 17.2
Heating capacity min. / max.	kW	6.01 / 7.9	9.85 / 11.7	12.12 / 14.4	13.12 / 15.2	15.34 / 19.39
Air flow low / medium / high	m <sup>3</sup> /h	792 / 1008 / 1200	1617 / 1953 / 2100	1771 / 2139 / 2300	1760 / 2068 / 2200	2170 / 2821 / 3100
Max. pressure available	Pa	120	120	120	120	120
Power input min. / max.	W	128 / 179	283 / 330	283 / 330	283 / 330	305 / 409
Water flow cooling min. / max.	m <sup>3</sup> /h	/ 1.3	/ 1.76	/ 2.23	/ 2.59	/ 2.95
Evaporator pressure drop; Cooling min. / max.	kPa	22.6 / 37.7	15.2 / 21	23.9 / 35.7	19 / 25.1	14.8 / 23.1
Evaporator pressure drop; Heating min. / max.	kPa	21.2 / 36.7	16.7 / 23.6	25.3 / 35.7	16.6 / 22.3	15.9 / 25.5
Water pipes connection cooling/heating	inch	3/4"	3/4"	3/4"	3/4"	3/4"
Sound pressure low / medium / high	dB(A)	48 / 54 / 59	54 / 60 / 62	55 / 61 / 63	55 / 61 / 63	52 / 59 / 62
Power supply	V/ph/Hz	220-240/1/50	220-240/1/50	220-240/1/50	220-240/1/50	220-240/1/50
Width / Height / Depth	mm	800 / 250 / 555	1200 / 250 / 555	1200 / 250 / 555	1200 / 250 / 555	1600 / 250 / 555
Net weight	kg	35	48	50	53	65

## 4 pipes

Model		FMDA-131	FMDA-221	FMDA-231	FMDA-321	FMDA-331
Cooling capacity min. / max.	kW	5.68 / 7.22	8.67 / 9.96	10.88 / 12.4	10.77 / 13.2	13.77 / 16.6
Heating capacity min. / max.	kW	4.8 / 6.2	8.9 / 10.31	9.44 / 10.84	11.09 / 13.78	11.95 / 14.58
Air flow low / medium / high	m <sup>3</sup> /h	775 / 980 / 1140	1600 / 1880 / 2000	1758 / 2040 / 2170	1922 / 2456 / 2670	2168 / 2725 / 2930
Max. pressure available	Pa	120	120	120	120	120
Power input min. / max.	W	128 / 175	283 / 330	283 / 330	305 / 409	305 / 409
Water flow cooling min. / max.	m <sup>3</sup> /h	/ 1.22	/ 1.73	/ 2.12	/ 2.27	/ 2.84
Water flow heating min. / max.	m <sup>3</sup> /h	/ 0.54	/ 0.9	/ 0.94	/ 1.19	/ 1.26
Evaporator pressure drop; Cooling min. / max.	kPa	21.9 / 35.2	14.9 / 19.6	23.5 / 30.6	8.8 / 13.2	14.8 / 21.4
Evaporator pressure drop; Heating min. / max.	kPa	20.2 / 33.6	20.8 / 27.9	23 / 30.4	16.8 / 25.9	19.1 / 28.4
Water pipes connection cooling/heating	inch	3/4" / 1/2"	3/4" / 1/2"	3/4" / 1/2"	3/4" / 1/2"	3/4" / 1/2"
Sound pressure low / medium / high	dB(A)	48 / 54 / 59	54 / 60 / 62	55 / 61 / 63	51 / 58 / 61	52 / 59 / 62
Power supply	V/ph/Hz	220-240/1/50	220-240/1/50	220-240/1/50	220-240/1/50	220-240/1/50
Width / Height / Depth	mm	800 / 250 / 555	1200 / 250 / 555	1200 / 250 / 555	1600 / 250 / 555	1600 / 250 / 555
Net weight	kg	37	51	53	66	68

Accessories	Model
EC fan	VEC
Recessed electronic thermostat with Modbus	HIDT19X
Recessed electronic thermostat with 0-10V and Modbus output	HIDT110X
Auxiliary condensate tray	BROX
Sandwich panel 20mm	P20
Ductable filter holder	SFCF
3-way ON/OFF valve kit for 2 pipes	3V2
3-way ON/OFF valve kit for 4 pipes	3V4

The product meets the ErP (Energy Related Products) European Directive, which includes the (EU) Commission Delegated Regulation No. 2016/2281, also known as Ecodesign LOT21. Ductless air flow (0 Pa available pressure).

**Cooling capacity. Sensible cooling capacity. Water flow cooling. Evaporator pressure drop cooling:** Water entering heat exchanger 7°C (thermal gap 5°C) - Ambient air 27°C DB/19°C WB.

**2 PIPES: Heating capacity. Evaporator pressure drop heating:** Water entering heat exchanger 45°C (thermal gap 5°C) - Ambient air 20°C.


**4 PIPES: Heating capacity. Water flow heating. Water pipes connection cooling/heating. Evaporator pressure drop heating:** Water entering heat exchanger 65°C (thermal gap 10°C) - Ambient air 20°C.

**Sound pressure:** Sound levels measured using an anechoic chamber and with reference to a unit for the installation of 2 pipes. The sound pressure level refers to the measurement taken at a distance of 1 m from the external surface of the unit, operating in the open air.



## Ducts High Pressure

New generation of high-pressure ducted fan coils with AC fan for with AC fan for 2 or 4 pipe installations with compact design and very quiet. Available with a wide range of accessories.



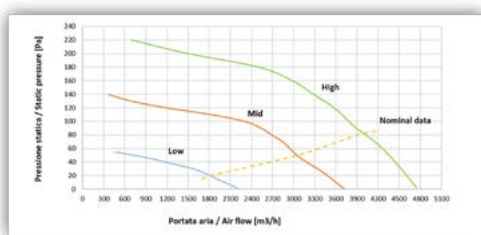
### Multiple Configurations

Available for 2 or 4 pipe installation, with left or right hand connections. Optionally also available with EC fan and/or vertical installation.



### Wide range of controllers

Electronic control for 2 or 4 tubes with standard modbus output and remote probe input.



### Available Pressure

The medium pressure duct range offers maximum available pressures up to 150 Pa.



### Soundproofing

Among its many options is the possibility of being manufactured with a 20mm panel to reduce the sound level, ideal for installations where sound attenuation is a priority.





HIDT19X  
Recommended thermostat  
for 2 pipes and 4 pipes



FOR "FANCOILS CONTROLLERS"  
SEE PAGE 242

## 2 pipes

Model		FHDA-130	FHDA-220	FHDA-230	FHDA-240	FHDA-330
Cooling capacity min. / max.	kW	6.24 / 8.65	8.38 / 12	10.61 / 15.2	12.57 / 17.8	16.84 / 21.2
Heating capacity min. / max.	kW	6.68 / 9.44	9.69 / 14.2	12.01 / 17.6	12.85 / 18.6	19.69 / 25.15
Air flow low / medium / high	m <sup>3</sup> /h	885 / 1200 / 1500	1540 / 2448 / 2750	1680 / 2670 / 3000	1625 / 2537 / 2850	3036 / 4048 / 4400
Max. pressure available	Pa	150	150	150	150	150
Power input min. / max.	W	128 / 212	175 / 390	175 / 390	175 / 390	430 / 570
Water flow cooling min. / max.	m <sup>3</sup> /h	/ 1.48	/ 2.04	/ 2.63	/ 3.06	/ 3.64
Evaporator pressure drop; Cooling min. / max.	kPa	20.5 / 39.5	13.7 / 28.1	18.7 / 38.4	15.3 / 30.7	18.8 / 29.8
Evaporator pressure drop; Heating min. / max.	kPa	20.3 / 40.9	15.9 / 34.1	20.8 / 44.7	13.9 / 29.1	22.3 / 36.4
Water pipes connection cooling/heating	inch	3/4"	3/4"	3/4"	3/4"	3/4"
Sound pressure low / medium / high	dB(A)	45 / 53 / 59	46 / 57 / 61	47 / 58 / 65	47 / 58 / 62	57 / 58 / 63
Power supply	V/ph/Hz	220-240/1/50	220-240/1/50	220-240/1/50	220-240/1/50	220-240/1/50
Width / Height / Depth	mm	800 / 275 / 605	1200 / 275 / 605	1200 / 275 / 605	1200 / 275 / 605	1600 / 275 / 605
Net weight	kg	37	51	53	56	69

## 4 pipes

Model		FHDA-131	FHDA-221	FHDA-231	FHDA-321	FHDA-331
Cooling capacity min. / max.	kW	6.09 / 8.27	8.11 / 11.5	10.42 / 14.6	13.13 / 16.1	16.7 / 20.3
Heating capacity min. / max.	kW	8.27 / 11.47	13.69 / 19.82	14.65 / 20.98	22.84 / 28.36	24.27 / 29.87
Air flow low / medium / high	m <sup>3</sup> /h	854 / 1162 / 1400	1465 / 2262 / 2570	1624 / 2492 / 2800	2736 / 3534 / 3800	2993 / 3854 / 4100
Max. pressure available	Pa	150	150	150	150	150
Power input min. / max.	W	128 / 212	175 / 390	175 / 390	430 / 570	430 / 570
Water flow cooling min. / max.	m <sup>3</sup> /h	/ 1.4	/ 1.94	/ 2.52	/ 2.77	/ 3.49
Water flow heating min. / max.	m <sup>3</sup> /h	/ 1.19	/ 1.69	/ 1.8	/ 2.77	/ 3.49
Evaporator pressure drop; Cooling min. / max.	kPa	19.6 / 31.8	12.8 / 25.8	18 / 35.4	13 / 19.5	18.3 / 27.2
Evaporator pressure drop; Heating min. / max.	kPa	16.6 / 31.8	12.5 / 26.2	14.1 / 28.8	15.6 / 24.1	17.3 / 26.2
Water pipes connection cooling/heating	inch	3/4" / 1/2"	3/4" / 1/2"	3/4" / 1/2"	3/4" / 1/2"	3/4" / 1/2"
Sound pressure low / medium / high	dB(A)	45 / 53 / 59	46 / 57 / 61	47 / 58 / 62	56 / 58 / 62	57 / 62 / 63
Power supply	V/ph/Hz	220-240/1/50	220-240/1/50	220-240/1/50	220-240/1/50	220-240/1/50
Width / Height / Depth	mm	800 / 275 / 605	1200 / 275 / 605	1200 / 275 / 605	1600 / 275 / 605	1600 / 275 / 605
Net weight	kg	40	56	58	73	75

Accessories	Model
EC fan	VEC
Recessed electronic thermostat with Modbus	HIDT19X
Recessed electronic thermostat with 0-10V and Modbus output	HIDT10X
Auxiliary condensate tray	BROX
Sandwich panel 20mm	P20
Ductable filter holder	SFCF
3-way ON/OFF valve kit for 2 pipes	3V2
3-way ON/OFF valve kit for 4 pipes	3V4

The product meets the ErP (Energy Related Products) European Directive, which includes the (EU) Commission Delegated Regulation No. 2016/2281, also known as Ecodesign LOT21. Ductless air flow (0 Pa available pressure).

**Cooling capacity. Sensible cooling capacity. Water flow cooling. Evaporator pressure drop cooling:** Water entering heat exchanger 7°C (thermal gap 5°C) - Ambient air 27°C DB/19°C WB.

**2 PIPES: Heating capacity. Evaporator pressure drop heating:** Water entering heat exchanger 45°C (thermal gap 5°C) - Ambient air 20°C.

**4 PIPES: Heating capacity. Water flow heating. Water pipes connection cooling/heating. Evaporator pressure drop heating:** Water entering heat exchanger 65°C (thermal gap 10°C) - Ambient air 20°C.


**Sound pressure:** Sound levels measured using an anechoic chamber and with reference to a unit for the installation of 2 pipes. The sound pressure level refers to the measurement taken at a distance of 1 m from the external surface of the unit, operating in the open air.

# Fancoils Controllers

- Optional
- ⊗ Not available

For more information, check the Controls chapter.



	Description	Code	Floor/ Ceiling 2nd Generation	Cassettes 600x600	Cassettes 840x840
Individual Controllers	 2 or 4 pipe wall mechanical thermostat	KC-FC-XT	○	⊗	⊗
	 Wall thermostat with display for 2-pipe installation	KC-FCD2	○	⊗	⊗
	 Wall thermostat with display for 4-pipe installation and Modbus output	KC-FCD2-M	○	⊗	⊗
	 Wired controller	KCT-04 SR	⊗	⊗	⊗
	 Electro-mechanical thermostat with display and built-in temp for AC version	HIDT19	○	⊗	⊗
	 Electro-mechanical thermostat with display and built-in temp for EC version	HIDT10	○	⊗	○
	 Individual wireless controller	KI-05	⊗	○	○
Centralised Controllers	 Indoor unit's groupcontroller	KCC-150	○	○	○
	 Centralised controller through APP or WEB	KCC-64 WEB 2019	○	○	○
	 Centralised controller	KCCT-64 I (B)	○	○	○
Passerelle de Communication	 Modbus	K02-MODBUS or K01 MODBUS	standard	○	standard
	 Bacnet	K01-BACNET	○	○	○
	 Lonwork	K01-LON	○	○	○
	 Knx	K01-KNX	○	○	○
	 Compatible with Airzone	Contact with Airzone	○	○	○



**Wall-mounted**

**Ducts**

**New Ducts**

**Ducts Medium Pressure**

**Ducts High Pressure**

⊗	○	+ ACMKT3V2	○	○
⊗	○	+ ACMKT3V2	⊗	⊗
⊗	○	+ ACMKT3V2	⊗	⊗
⊗	⊗	○	⊗	⊗
⊗	○	+ ACMKT3V2	○	○
○	⊗	⊗	○	○
○	⊗	⊗	⊗	⊗
○	+ K01-FC-XT	○	⊗	⊗
○	+ K01-FC-XT	○	⊗	⊗
○	+ K01-FC-XT	⊗	⊗	⊗
standard	+ K01-FC-XT	standard	⊗	⊗
○	⊗	⊗	⊗	⊗
○	⊗	⊗	⊗	⊗
○	⊗	⊗	⊗	⊗
○	○	+ ACMKT3V2	○	○

# References

## Key Installations

The indoor units of the **Fancoil range** are the best complement for the Nexus range chillers. The **Fancoils range** includes a wide variety of models and capacities that are available in 2 and 4 pipes configurations. These highly versatile units adapt to every type of installation.



### Sun Beach Apartments

*Location:* Santa Ponça (Spain)  
*Initial situation:* Renovation  
*Units installed:* Wall  
*Capacity:* 55 kW

## Other customers that have trusted Kaysun Fancoils

### HOTELS

- Andreas Apartments (Majorca)

### PUBLIC BUILDINGS

- "Miguel Rodríguez"  
Multipurpose Centre for Elderly  
People Comprehensive Care  
(Cádiz)
- Museo de la Cruz Museum  
(Córdoba)

### BUSINESS CENTRES AND OFFICES

- Cardomore Water Plant (Ibiza)
- CIE Galfor (Orense)



**Tea Shop Offices**  
Business Centre

*Location:* Barcelona (Spain)  
*Initial situation:* Renovation  
*Units installed:* Cassette 600x600  
*Capacity:* 65 kW



**Santo Angel School**  
Public Building

*Location:* Madrid (Spain)  
*Initial situation:* Renovation  
*Units installed:* different models  
*Capacity:* 95 kW



**Juan March Hospital**  
Public Building

*Location:* Mallorca (Spain)  
*Initial situation:* Renovation  
*Units installed:* Cassette 600x600  
*Capacity:* 330 kW



**Regina Park Hotel**  
Hotel

*Location:* Ibiza (Spain)  
*Initial situation:* Renovation  
*Units installed:* different models  
*Capacity:* 195 kW

**Coeops Fire Brigade Headquarters**  
Public Building

*Location:* Seville (Spain)  
*Initial situation:* Renovation  
*Units installed:* KEM 30 DHN2KH + 6 KFC PD + RITE 4000.2+  
*Capacity:* 30 kW



**Llobregat Water Plant**  
Business Centre

*Location:* Barcelona (Spain)  
*Initial situation:* Renovation  
*Units installed:* Cassette 840x840 and 600x600  
*Capacity:* 75 kW





**Tea Shop Offices**

**Business Centre**

*Location:* Barcelona

*Initial situation:* Renovation

*Units installed:* Cassette 600x600

*Capacity:* 65 kW

VENTILATION



20.4 °C

22.0 °C

AUTO

MANUAL

The interface features a central fan icon. To its left is the current temperature '20.4 °C' and to its right is the target temperature '22.0 °C'. Below the fan icon are two mode selection buttons: 'AUTO' and 'MANUAL'. A blue circular progress indicator surrounds the fan icon, with a blue dot at the top right.

iving room



---

# Controls


## System Controls Range

---

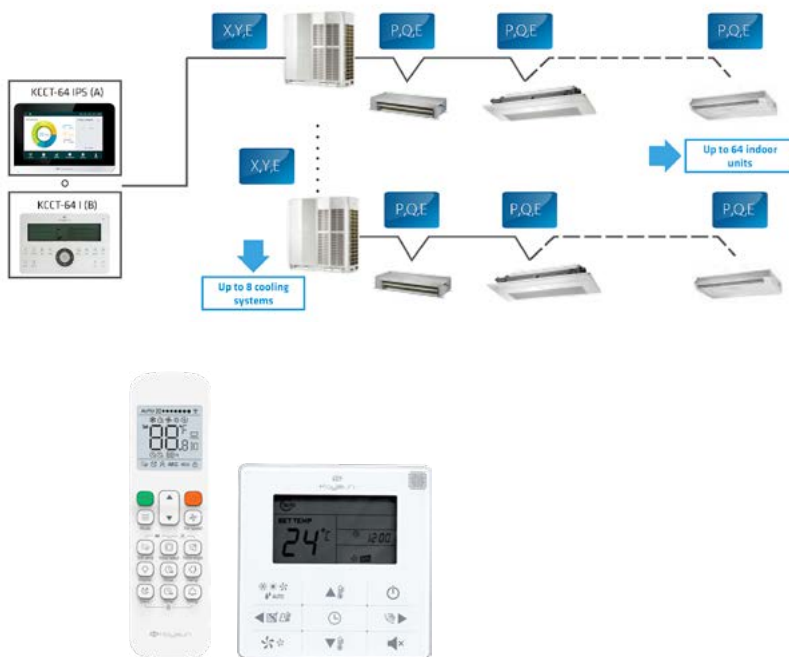
Individual wireless controllers	251
BMS	254
Centrallised controllers	256
Accessories	257
References	258

# Controls

## System controls range



To get the most out of the units, choosing the correct controller is a very important part of the job. For this reason, KAYSUN has a very powerful and versatile range of controllers to fit into different installations and customers needs. Inside the range, you will find different options in single controllers, both wireless or wired to adapt the installation to your needs.



### Centralised controllers

When the installation grows and it is necessary to monitor all the units, the first option is centralised control. The Kaysun range has three different types of centralised controls; two centralised touch screen controls great functions and ease of use, a control panel with touch button controls for controlling up to 64 indoor units, and centralised web control to view the indoor units from anywhere.



### Individual and wired wireless controllers

The Kaysun range has a wide variety of individual wireless and wired controls. Each of them has been conceived and designed for a specific range in order to be able to make full use of the control of the unit.

### B.M.S. (Building Management Systems)

Within its range Kaysun has integrated gateway controls for BMS integration with the most common protocols: Modbus, Lonworks, KNX and Bacnet.

# Individual wireless controllers



	KID-05 S	KI-05	KI-07
Ranges	SUITE ZEN	ZEN HC AMAZON FANCOILS	ZEN HC AMAZON FANCOILS
Wifi	-	-	-
Group control	Max. indoor units	-	-
	Individual control of each unit	-	-
24 hour timer	○	○	○
Weekly timer	-	-	-
Fan speeds	5	3 / 7	3 / 7
Functions	SILENCE	○	○
	ECO/GEAR	○	○
	FOLLOW ME	○	-
	CLEAN	○	○
	KETA	-	○
Error code display	-	○	○
Two-tier access	-	-	-
Temperature range and mode lock	-	○	○
Keyboard lock	○	○	○
Indoor unit addressing	-	○	○

Check compatibility tables at the end of each chapter

# Individual wireless controllers



		KCT-04.1 SPSWF	KCT-04.1 SPS	KCT-02.1 SR
Ranges		SUITE ZEN	SUITE ZEN	ZEN HC FANCOILS
WiFi		○	-	-
Group control	Max. indoor units	16	16	-
	Individual control of each unit	-	-	-
24 hour timer		○	○	○
Weekly timer		○	○	-
Fan speeds		3 / 6	3 / 6	3
Functions	SILENCE	-	-	○
	ECO/GEAR	○	○	-
	FOLLOW ME	○	○	-
	CLEAN	-	-	-
	KETA	-	-	-
Error code display		○	○	-
Two-tier access		-	-	-
Temperature range and mode lock		-	-	-
Keyboard lock		○	○	○
Infrared receiver		-	-	○
Wires		2 / 4	2	4
Indoor unit addressing		-	-	-

Check compatibility tables at the end of each chapter



KC-02.1 H	KCT-03 SR	KCT-04 SR	KCT-05 SRPSWF	KCT-06 SRPSWF
ZEN HC FANCOILS	ZEN HC AMAZON	ZEN HC AMAZON FANCOILS	ZEN HC AMAZON	ZEN HC AMAZON
-	-	-	○	○
-	-	16	16	16
-	-	-	○	○
-	○	○	○	○
-	-	-	○	○
3	3 / 7	3 / 7	3 / 7	3 / 7
-	-	-	○	○
-	-	-	○	○
-	○	○	○	○
-	○	○	○	○
-	-	○	○	○
-	○	○	○	○
-	-	-	-	-
-	○	○	○	○
-	○	○	○	○
-	○	○	○	○
4	2	2	2	2
-	○	○	○	○

Check compatibility tables at the end of each chapter


# BMS

## Modbus



	K8-MODBUS	K05-MODBUS(A)	K02-MODBUS	K01 MODBUS 1
Protocol	Modbus RTU Modbus TCP/IP	Modbus RTU Modbus TCP/IP	Modbus RTU Modbus TCP/IP	Modbus RTU
N° XYE ports	1	1	1	1
Maximum cooling systems per port	8	8	8	-
Maximum outdoor units per port	32	24	24	-
Maximum indoor units per port	64	64	64	1
Kaysun communication protocol	s8	s6	s4	s4

## Bacnet



	K8-BACNET	K05.2-BACNET(A)	K01-BACNET	K05 BACNET 1
Protocol	BACnet/IP	BACnet/IP	BACnet/IP	BACnet/IP BACnet MSTP
N° XYE ports	3	4	4	1
Maximum cooling systems per port	8	8	8	-
Maximum outdoor units per port	32	32	64	-
Maximum indoor units per port	64	64	32	1
Kaysun communication protocol	s8	s6	s4	s4 / s6

Check compatibility tables at the end of each chapter

# KNX



	K8-KNX	K05-KNX	K01-KNX 1
Protocol	KNX	KNX	KNX
N° XYE ports	-	-	-
Maximum cooling systems	-	-	-
Maximum outdoor units	-	-	-
Maximum indoor units	1	1	1
Kaysun communication protocol	s8	s6	s4

# Lonworks



	K8-LON	K05-LON (A)	K01-LON
Protocol	LonWorks	LonWorks	LonWorks
N° XYE ports	1	1	1
Maximum cooling systems per port	8	8	-
Maximum outdoor units per port	32	32	-
Maximum indoor units per port	32	32	64
Kaysun communication protocol	s8	s6	s4

Check compatibility tables at the end of each chapter

# Centrallised controllers



	KCCT-64 I(B-A)	KCCT-64 IPS (A)	KCCT-384B IPS (B)	KCC-64 WEB
Max. connected indoor units	64	64	384	64
N° cooling circuits	8	8	48	-
Touchscreen	-	6.2"	10.1"	-
On/Off	<input type="radio"/>	<input type="radio"/>	<input type="radio"/>	<input type="radio"/>
Mode selection	<input type="radio"/>	<input type="radio"/>	<input type="radio"/>	<input type="radio"/>
Temperature setting	1°C	0,5°C	0,5°C	1°C
Fan control	3 speeds	7 speeds	7 speeds	4 speeds
Auto swing	<input type="radio"/>	<input type="radio"/>	<input type="radio"/>	<input type="radio"/>
Louver control	-	5 positions	5 positions	-
Vacation mode	-	<input type="radio"/>	<input type="radio"/>	-
Timer	<input type="radio"/>	<input type="radio"/>	<input type="radio"/>	<input type="radio"/>
Two-tier access	-	<input type="radio"/>	<input type="radio"/>	<input type="radio"/>
KRE control	<input type="radio"/>	<input type="radio"/>	<input type="radio"/>	-
Layout view	-	-	<input type="radio"/>	-
Energy control	-	<input type="radio"/>	<input type="radio"/>	-
Group control	-	<input type="radio"/>	<input type="radio"/>	<input type="radio"/>
Error parameters	<input type="radio"/>	<input type="radio"/>	<input type="radio"/>	<input type="radio"/>
USB connection	-	<input type="radio"/>	<input type="radio"/>	-
Status report	-	Error list	Error and operation list	Error and operation list
WEB control	-	-	<input type="radio"/>	<input type="radio"/>
Languages	EN	DE, EN, ES, FR, HU, IT, PL, PT, RO, TR, KO, ZH		ES FR EN
Dimensions (WxHxD) (mm)	179x119x74	182x123x34	270x183x27	187x115x26,5
Power supply	198-242V AC (50/60Hz)	12V DC	24V AC	12V DC

Check compatibility tables at the end of each chapter



# Accessories

## DTS343-3

### Features

- Digital wattmeter for VRF outdoor units
- It gives the consumption for each outdoor unit
- It allows the consumption to be monitored if installed with the KCCT-384B IPS (B) centralised controller.
- A wattmeter has to be installed for each outdoor unit, including for modules made up of several outdoor units, where one is installed for each and not for the combination



## XYE EXTENSION KIT

### Features

- XYE port duplicator
- It allows the connection of two BMS systems or two centralised controllers simultaneously
- It is necessary in order to connect a BMS and centralised controller simultaneously



## KEB-01

### Features

Expansion board to connect the K-N8RS sensor to the DN5.0 indoor units of the Amazon VRF range.



## K-N8SV

### Features

Together with the R-32 sensor, when a gas leak is detected, the K-N8SV box recovers the refrigerant from the entire circuit and closes the valves of the system units. This prevents more gas from leaking. Only compatible with S8 VRF systems



## K-N8RS

### Features

R-32 sensor for DN5.0 VRF indoor units. Includes audible and visual alarm, 220V output to activate an external ventilation system and turns off the indoor units when a gas leak is detected.



# References

## Key Installations

Kaysun and the latest technology go hand in hand as it forges ahead to offer the best in air-conditioning control units. Inspiration, innovation and progress are reflected in this range, bringing the newest look and best features to all of our control devices.



**Komkal**  
Industrial Building

*Location: Reus (Tarragona, Spain)  
Units installed: MODBUS*



**Casa Árabe**  
Public Building

*Location: Madrid (Spain)  
Units installed: KAYNET*



**Dolce Fregate**  
Hotel

*Location:* Provence (France)  
*Units installed:* KAYNET

CONTROLS  
CONTROL SYSTEM



# IAQ

## Indoor Air Quality

---

Air purifiers KPU-350.1	264
Air purifiers KPU-700.1	266
KRE	268
ERP PRO	270
References	272

# IAQ

## Indoor Air Quality



The quality of the air we breathe is a factor that affects our lives in various aspects. The benefits of correct indoor air quality management may include increased concentration, a reduction in the sensation of tiredness, and even prevent the spread of bacteria, viruses and gaseous pollutants. Kaysun, in conjunction with its strategic partner Frigicoll, is once again intent on caring for their customers, by extending the range of products and accessories from the world of air purification and treatment in indoor environments, in order to confront the latest huge challenges that are putting global health and the cohesion of our society at risk.

### **KPU-350.1 and KPU-700.1 portable purifiers**

Kaysun is launching on the market its “Plug & Play” option to protect all manner of environments covering an area of up to 85 m<sup>2</sup>. The two units have filtering systems featuring 5-stage H13 HEPA filters. In addition, the Premium KPU-700.1 equipment has a KPU-350.1 active purification system, which may be activated via the interface and can significantly increase purification efficiency.





### Heat recovery units

Frigicoll is extending its range of heat recovery units from 500 m<sup>3</sup>/h to 15,000 m<sup>3</sup>/h, in compliance with the current ErP directive, with efficiencies of up to 90% and an extensive catalogue of accessories. In addition, the HRV range allows integration with Kaysun S6 and S8 control systems.



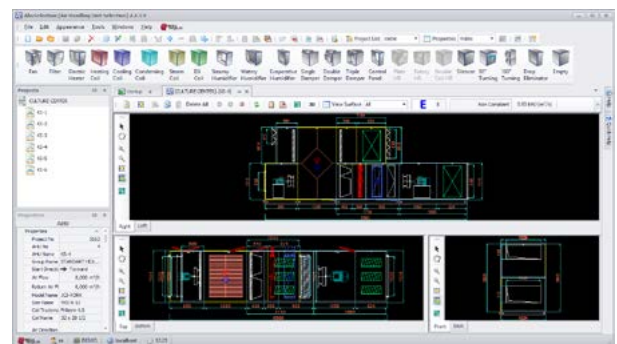
### VRF compatible

KRE units are fully compatible with VRF AMAZON central control systems; KCCT-64 IPS (A) or KCCT-384B IPS(B).



### Air treatment units

Frigicoll, with the aim of providing full solutions, is providing its customers with a full range of AHUs, which are fully configurable based on the needs of each project. Featuring Eurovent certification and compliance with the ErP directive, they are available with 50 mm or 60 mm panels, together with the option to install wiring, and with factory adjustments.



### Selection software

The entire range of Eurovent certified air recovery units and air handling units has a software tool for the most appropriate sizing and selection to suit the customer's needs.




## Air purifiers KPU-350.1

Kaysun knows how to care for the air we breathe. Introducing the new KPU-350.1 indoor air purifier which, thanks to its extremely contained consumption, guarantees that the air, in addition to being clean, is also sustainable and affordable.

### HEPA filter


It eliminates up to 99.97% of particles.



### Change of filter



It tells you when the filter needs changing. The useful lifetime of the filter depends on the quality of air being treated. Kaysun recommends replacement every 6-12 months and the use of original replacement parts.




### Purification M

Ideal for rooms of up to 45 m<sup>2</sup>.



### Child lock

It prevents the little ones from changing the settings.



### Multifunction

3 fan speeds and 2 running modes.



### Smart Night mode

It activates automatically when it goes dark.



### Air quality indicator

Intuitive air quality display.



### Timer

So that the unit only works when necessary.






Model		KPU-350.1
Power supply	V/ph/Hz	220-240/1/50
Rated power	W	36
Dimensions (width/height/depth)	mm	358/554/200
Suitable area	m <sup>2</sup>	Up to 45
CADR	m <sup>3</sup> /h	360
Bacterial elimination	%	> 99.97
Noise	dB	32-53
Fan speeds		3
Auto Mode		Yes
Timer		Yes
Air quality in real time		Yes
Filter typology		Pre-filter + HEPA H13 + Activated carbon

**CADR:** Volume of air treated for one hour.



## Air purifiers KPU-700.1

Kaysun presents its new KPU-700.1 air purifier. It has been designed to guarantee maximum quality of the air we breathe, without neglecting the comfort of users in areas in which it is to be used. In addition, the extremely contained consumption of the equipment guarantees clean, sustainable, affordable air.



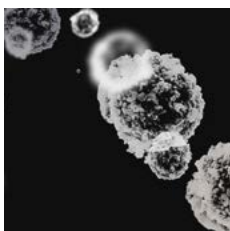
### HEPA filter

It eliminates up to 99.97% of particles.



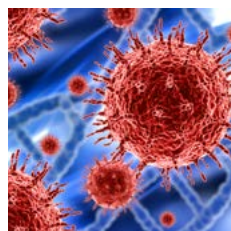
### Purification XL

Ideal for rooms and halls from 45 to 85 m<sup>2</sup>.



### K-Ion Technology

It eliminates odours, dust, smoke and pollen.



### Plasma technology

It reduces allergens, viruses and mould spores.



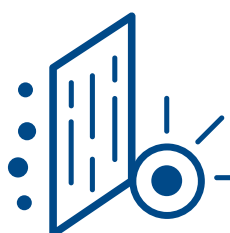
### Extremely quiet

As silent as 30 dB (the noise level of leaves blowing in a country breeze).



### Smart Night mode

It activates automatically when it goes dark.



### Change of filter

It tells you when the filter needs changing. The useful lifetime of the filter depends on the quality of air being treated. Kaysun recommends replacement every 6-12 months and the use of original replacement parts.



### Air quality indicator

Intuitive air quality display.



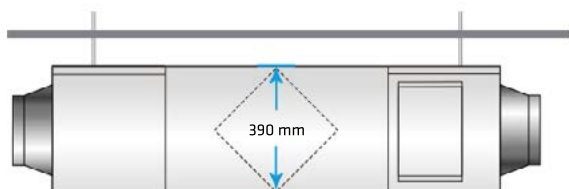
Model		KPU-700.1
Power supply	V/ph/Hz	220-240/1/50
Rated power	W	45
Dimensions (width/height/depth)	mm	360/710/360
Suitable area	m <sup>2</sup>	45-85
CADR	m <sup>3</sup> /h	740
Bacterial elimination	%	> 99.97
Noise	dB	30-57
Fan speeds		3
ION Purification		Yes (anions BOOST mode)
Plasma Purification		Yes (K-Ion Technology)
Auto Mode		Yes
Silence Mode		Yes
Turbo Mode		Yes
Air quality in real time		Yes
Filter typology		Pre-filter + HEPA H13 + Activated carbon

**CADR:** Volume of air treated for one hour.




## KRE

New range of cross-flow heat recovery units providing up to 84% efficiency, featuring F7 filter on discharge and M5 filter on air return as standard, and airflows from 500 to 2,000 m<sup>3</sup>/h.



### Compact design

Thanks to their reduced height and low sound levels they are designed for horizontal and indoor installation.



### High air quality

F7 filtering stages in discharge, and M5 in air return.



### Compatible with VRF

The heat recovery unit is fully compatible with a centralised controller system for VRF; KCCT-384B IPS (A) or KCCT-64 IPS (A).

### Other important Features

- 3-speed DC fans
- Bypass for freecooling
- Remote controller included
- Discharge filter pressure gauge



Standard



		KRE D500D2	KRE D800D2	KRE D1000D2	KRE D1500D2	KRE D2000D2
Heating efficiency; EN308: 5°C outdoors / 25°C indoors	%	79	77	78	85	80
No. speeds		3	3	3	3	3
Fan type		DC	DC	DC	DC	DC
Air flow rated	m <sup>3</sup> /h	500	800	1000	1500	2000
Maximum air flow	m <sup>3</sup> /h	650	1100	1400	2300	2750
Sound pressure rated	dB(A)	30	39	39	46	48
Rated useful static pressure in supply	Pa	65	100	110	150	160
Max. useful static pressure in supply	Pa	90	90	110	150	160
Dimensions (width/height/depth)	mm	1311/390/1045	1311/390/1225	1311/390/1471	1740/615/1300	1811/685/1500
Installed weight	kg	62	77	85	168	195
Power supply	V/ph/Hz	220-240/1/50	220-240/1/50	220-240/1/50	220-240/1/50	220-240/1/50
Filtration stages Supply		M5+M7	M5+M7	M5+M7	M5+M7	M5+M7
Filtration stages Return		M5	M5	M5	M5	M5
Temperature min. / max.	°C	-5°C / 43°C	-5°C / 43°C	-5°C / 43°C	-5°C / 43°C	-5°C / 43°C

**Accessories**

- CO<sup>2</sup> sensor standard
- Filters M5 (ISO 16890 ePM10 50%)
- Filters F7 (ISO 16890 ePM1 65%)
- Filters F9 (ISO 16890 ePM1 90%)
- Filters F9 (ISO 16890 ePM1 90%)

**Heating efficiency EN308:** According to regulation UE1253/2014, at nominal performance, with temperature and humidity conditions according to EN308.

**Air flow rated. Rated useful static pressure in supply. Filtration stages:** Including filters.

**Sound pressure rated:** Sound pressure level at 1 m from the driven unit and nominal flow.

**Working range min./max.:** Std unit.



## ERP PRO

The ERP PRO heat recovery units achieve efficient air renewal in spaces, while providing fresh, clean, renewed air. The ERP PRO heat recovery units use a cross airflow exchanger and achieve great savings in energy, in compliance with the ECODSIGN 2018 standard. These units also feature reduced consumption thanks to their EC fans, both in extraction and discharge.


### Filters

In order to obtain cleaner air, the heat recovery units have an M6 filter as standard for extraction and F7 for air discharge. There is also the option to use F8 and F9 filters, or an additional filter on the air discharge.



### SENSO control

The AERA controller provides a wide range of alternatives for the regulation and control of the heat recovery unit. As an optional extra it is available as a module for installation on discharge with water or DX direct expansion coil.



### EC fans

The EC fans used in the ERP PRO heat recovery unit for air discharge and extraction, stand out due to their high energy efficiency and the possibility to control the two fans independently.

### Other important Features

- Ventilation on demand (VOD); through the installation of a CO<sub>2</sub> sensor it is possible to control the ventilation of the space based on the quality of the indoor unit.
- True information regarding the state of the filters and possible faults in the heat recovery unit.
- The unit has a bypass (freecooling) governed by the SENSO controller.
- The heat recovery unit allows the Modbus protocol.



SENSO  
CONTROLLER  
Included



Heat recovery model		ERP PRO 1200	ERP PRO 2200	ERP PRO 3200	ERP PRO 4200
Heating efficiency; EN308: 5°C outdoors / 25°C indoors	%	73	73	73	73
Fan type		EC	EC	EC	EC
Maximum air flow	m <sup>3</sup> /h	1.17	2	3.2	4.2
Sound pressure rated	dB(A)	49	49	53	48
Max. useful static pressure in supply	Pa	350	250	250	250
Dimensions (width/height/depth)	mm	1752 / 500 / 1102	1990 / 580 / 1232	2500 / 685 / 1600	2500 / 815 / 1600
Installed weight	kg	148	195	406	420
Power supply	V/ph/Hz	230/1/50	230/1/50	230/1/50	230/1/50
Panel	mm	10	10	25	25
Filtration stages Supply		F7	F7	F7	F7
Filtration stages Return		M6	M6	M6	M6
Temperature min. / max.	°C	-5°C / 46°C	-5°C / 46°C	-5°C / 46°C	-5°C / 46°C

**Accessories**

- Filters M6 (ISO 16890 ePM2.5 50%)
- Filters F7 (ISO 16890 ePM1 65%)
- Filters F8 (ISO 16890 ePM1 80%)
- Electrical resistance prior to recovery unit
- Water coil\* (separate module)
- Expansion coil (separate module)
- Controller SENSO+ (manage H2O or DX coil)
- CO<sup>2</sup> sensor

\* Valve included

**Heating efficiency EN308:** According to regulation UE1253/2014, at nominal performance, with temperature and humidity conditions according to EN308.

**Air flow rated. Max. useful static pressure in supply. Filtration stages:** Including filters.

**Sound pressure rated:** Sound pressure level at 1,5 m from the driven unit and nominal flow.

**Installed weight. Working range min./max.:** Std unit and with RH < 80% (with PREH down to -12°C).

**Filtration stages:** Possibility of mounting double stage of impulsion filtration (consult with Technical Department).

# References

## Key Installations

**Indoor Air Quality (IAQ)** has become an increasingly important issue for building owners, managers and occupants. To increase IAQ, Kaysun introduces a complete range of solutions suitable to all needs. Small portable purifiers, active solutions suitable for advanced installations, such as PCO and Puro air kits, and a renovated heat recovery systems line-up.



### **Laboratorios Rovi** Laboratory

*Location:* Granada (Spain)  
*Initial situation:* Renovation  
*Units installed:* Recovery units



**Cash and Carry Díaz Cadenas**  
Supermarket

*Location:* Jaén (Spain)  
*Initial situation:* Renovation  
*Units installed:* Recovery units



# Conditions of sale

## 1.- Orders

An order is considered to be the receipt of a written document (via mail, Fax or regular mail which includes the description of the materials requested, order reference, delivery time requested, expected place of delivery and any data that may be required for the successful confirmation in the process of accepting the invoice.

For telephone orders, delivery of the materials shall be subject to receipt of the written confirmation of the order with the data described above.

For orders of materials or specially manufactured equipment not generally available in stock, a deposit of 30% of the total amount of the final price of the equipment will be required as a prerequisite to its manufacture.

## 2.- Order cancellation

Only those cancellations will be accepted that have been notified in writing prior to deliver the goods.

Under no circumstances may orders be cancelled for materials or equipment that are specially manufactured and not generally in stock. Additionally the buyer waives the right to a refund of the 30% of the total amount of the final price of the equipment invoiced prior to its manufacture.

## 3.- Prices

Prices do not include value-added taxes (VAT), RAE for machines of less than 12kW or any other tax in force and will always be for the buyer's account.

## 4.- Delivery time

The buyer shall indicate the delivery time for the materials that he requests. When any of the materials are not available from stock, a forecast delivery date will be provided for guidance and in no case will a failure to meet this be the cause of a claim on the part of the buyer.

## 5.- Delivery conditions

Standard incoterms would be Ex-Works Vilarodona. Other conditions to be agreed individually.

Deliveries of the goods by ourselves cannot be at a specific time of day, such deliveries being for the account of the buyer by any means he deems appropriate.

Complaints about the material or equipment delivered with defects arising from the transport shall be made within 24 Hours of receipt. Claims made after this will be exempt.

## 6.- Returns

The buyer may request return of those materials and equipment for reasons beyond his will provided that the packaging and operation are in a perfect condition for approval by Frigicoll SA and subsequent return of the same after written and signed acceptance and return number provided.

A written and numbered authorization from Frigicoll is essential for receipt of the goods in our facilities and the costs of carriage for the aforementioned return will always be for the account of the buyer. A demerit of 15% of the value of the sale will be applied.

If after inspection of the material does not meet these requirements there will be a devaluation from your payment, which may be up to the total original invoice value of your order.

## 7.- Guarantees

The equipment supplied will have a minimum of 3 years guarantee against manufacturing defects provided that its installation and use is appropriate, and in no case can faults be attributable to the guarantee that arise from improper installation, abnormal use, inappropriate electrical voltage, faulty maintenance, use of materials not approved by Frigicoll SA, and manipulation by people not approved for this purpose.

The guarantee will cover the replacement of parts and components in poor condition by new parts, but in no case the labour required for that purpose.

## 8.- Jurisdiction

The general conditions of sale shall be construed as being accepted by the buyer at time of ordering.

In the case of any disagreement that may arise between the parties, these expressly commit themselves to the courts of Barcelona with express waiver of any other jurisdiction that might apply.

## 9.- Specifications and images

The manufacturer reserves the right to change the specifications and images of the product without prior notice.

## 10.- Data

All the data quoted in this catalogue are subject to change without prior notice, including the possible typographical errors.

# Notes

A series of horizontal dotted lines for writing notes.



# Notes

A series of horizontal dotted lines for writing notes.





Inspiration, Innovation, Evolution



**Main Office**

Blasco de Garay, 4-6  
08960 Sant Just Desvern  
(Barcelona)  
Phone: +34 93 480 33 22

**MADRID**

Senda Galiana, 1  
Polígono Industrial Coslada  
28820 Coslada (Madrid)  
Phone: +34 91 669 9701  
madrid@frigicoll.es



[www.frigicoll.es](http://www.frigicoll.es)  
[www.kaysun.es](http://www.kaysun.es)



Kaysun participates in the EUROVENT certification program. The products correspond to those listed into the EUROVENT certified products directory.