



Kaysun
by frigicoll

ES

FR

ENGLISH

LANGUAGES

Cassette 840x840

2 Pipes



KI-04 S

Recommended controller

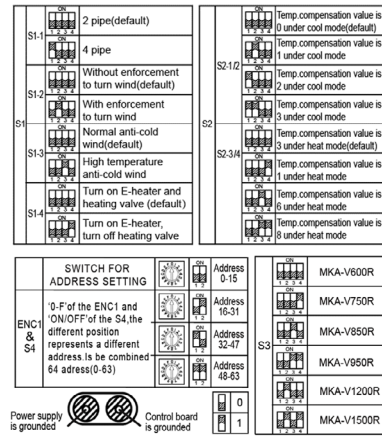
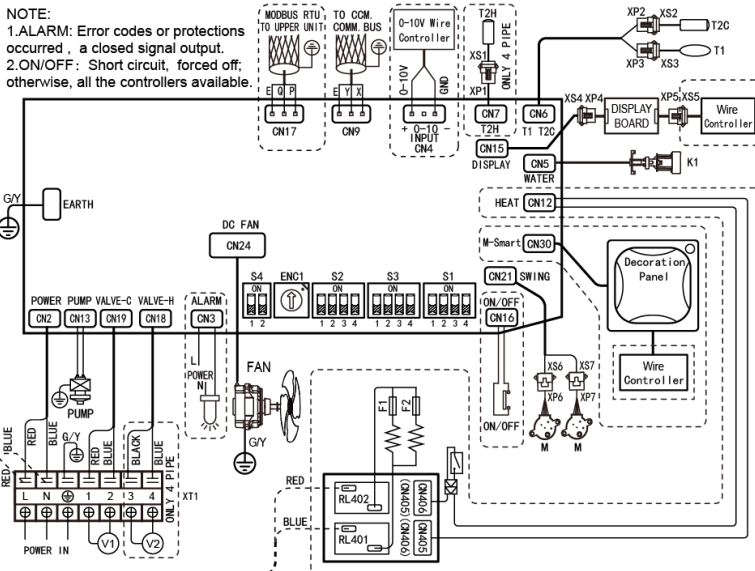
Product certified by:



FEATURES

Model	KFC-CIS-2T-600D2	KFC-CIS-2T-950D2	KFC-CIS-2T-1500D2
Cooling capacity	4,40 / 5,93 kW	6,35 / 7,84 kW	7,48 / 11,19 kW
Heating capacity	5,32 / 6,06 kW	6,36 / 8,49 kW	8,68 / 10,07 kW
Power input	17 / 41 W	34 / 75 W	39 / 126 W
Airflow	768/987/1.175 m ³ /h	1.101/1.224/1.530 m ³ /h	1.198/1.415/1.871 m ³ /h
Sound pressure	33/39/43 dB(A)	39/42/49 dB(A)	39/43/49 dB(A)
Water flow cooling	0,77 / 1,05 m ³ /h	1,13 / 1,43 m ³ /h	1,28 / 1,96 m ³ /h
Evaporator pressure drop cool.	11 / 19,20 kPa	14,10 / 22 kPa	16,40 / 36,60 kPa
Evaporator pressure drop heat.	19,90 / 25,90 kPa	17,40 / 28,10 kPa	23,30 / 49,20 kPa
Hydraulic connections	Ø3/4"	Ø3/4"	Ø3/4"
Power supply	220-240 V / 1 / 50 Hz		
Power wiring	(2+T)x2,50 mm ²		

WIRING DIAGRAM

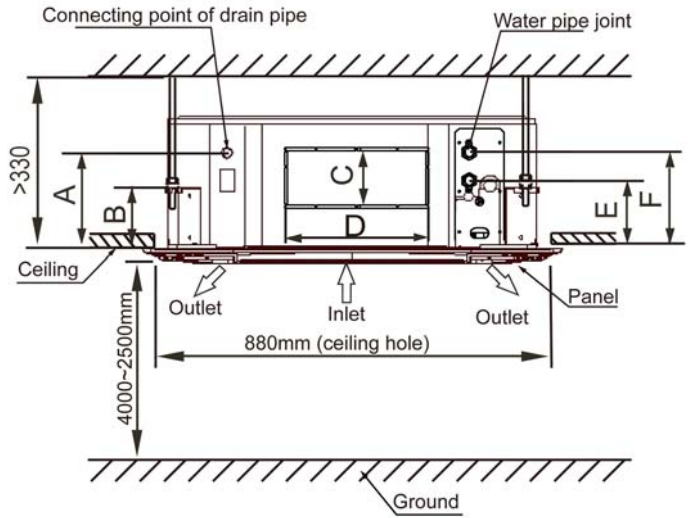
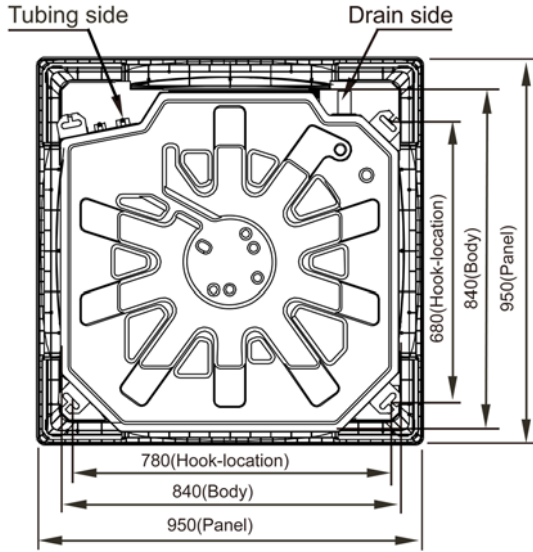


CODE	DESCRIPTION
CN1-30	P.C BOARD SOCKET
K1	WATER LEVEL SWITCH
DC FAN	INDOOR DC FAN MOTOR
M	SWING MOTOR
PUMP	PUMP MOTOR
T1	ROOM TEMPERATURE
T2C/T2H	PIPE TEMPERATURE
XP1-7	CONNECTORS
XS1-7	CONNECTORS
XT1	7-WAY TERMINAL

NOTES:
(1) The data and specifications present in this sheet may vary without notice.
(2) The images on this sheet are indicative and may be different from the final machine.

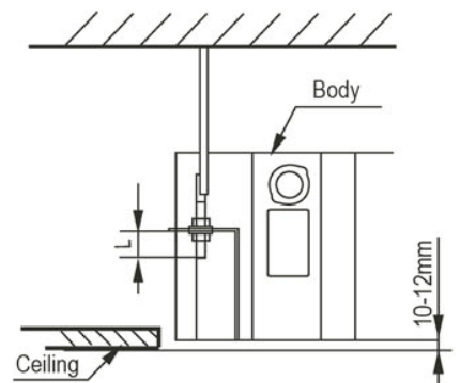
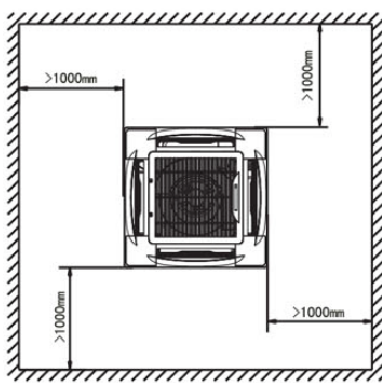
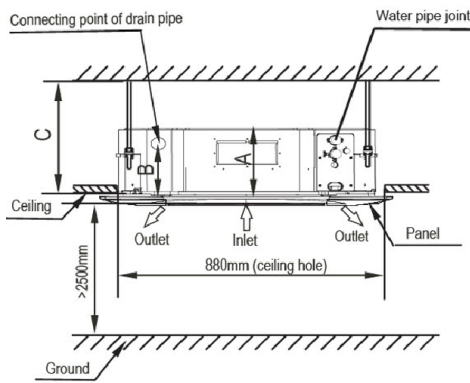


DIMENSIONS & WEIGHT



Model	A (mm)	B (mm)	C (mm)	D (mm)	E (mm)	F (mm)	Weight (kg)
KFC-CIS-2T-600D2	180	140	85	350	145	195	23
KFC-CIS-2T-950D2	180	140	155	350	155	205	27
KFC-CIS-2T-1500D2	180	140	155	350	155	205	29,50

INSTALLATION



Model	A (mm)	B (mm)	C (mm)
KFC-CIS-2T-600D2	230	170	> 260
KFC-CIS-2T-950D2	300	190	> 330
KFC-CIS-2T-1500D2	300	190	> 330